

# IES Indoor Report

Photometric Filename:AW21021 8W XHP35 3090 LDK16-24D AIDI500(M-PR10).IES

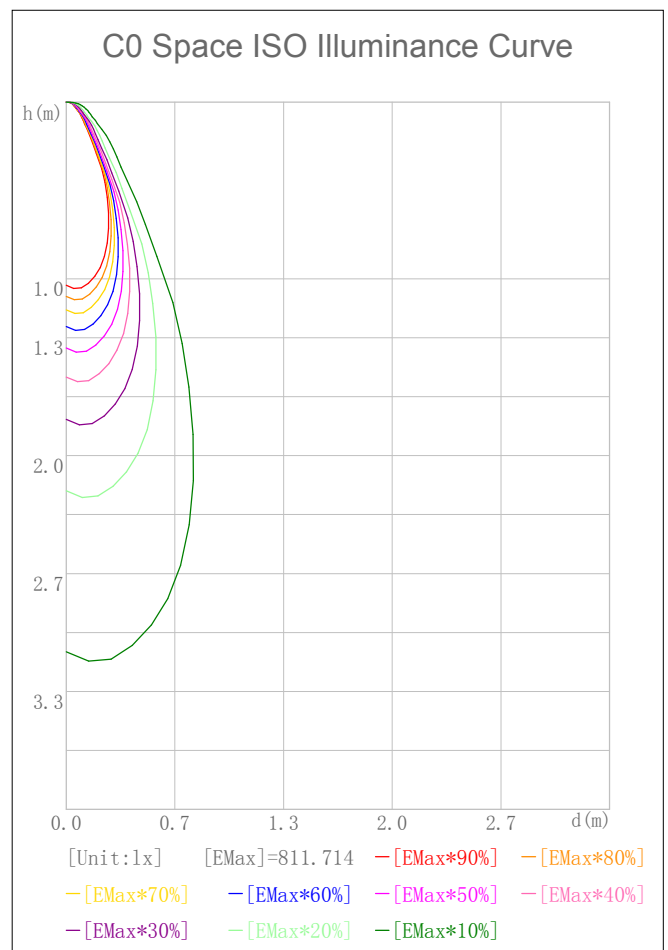
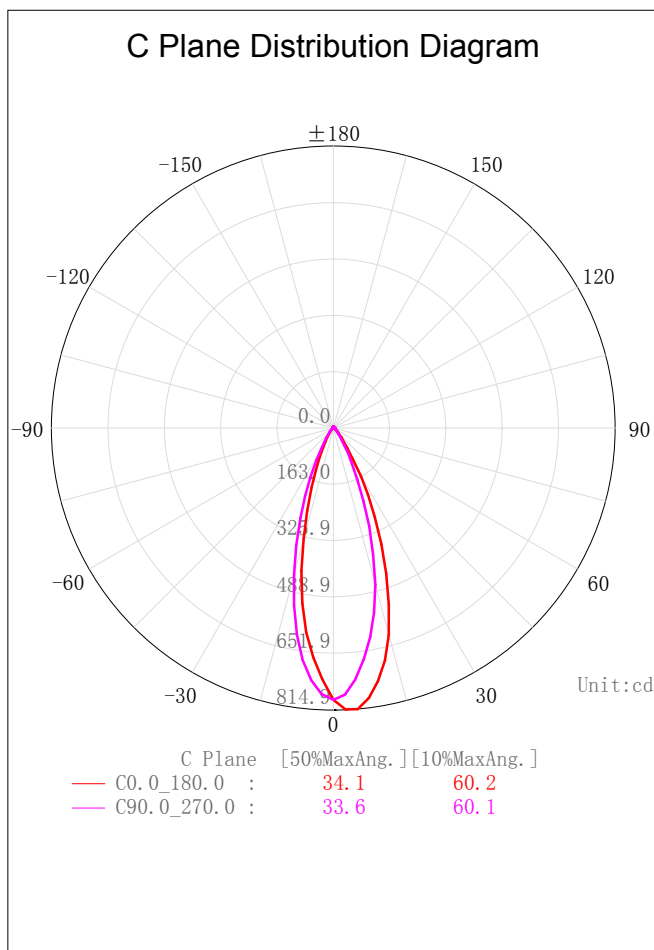
## Indoor Luminaire Photometric Data

### Description Information

Luminaire Name: AW21021		Lum. Catalog:	Test ID:
Lamp Name: XHP35		Lamp Catalog: COB	Test Date: 2020/08/05
Manufacture:		Shld. Ang(°):24	Test Machine:GON-2000
Test Lab: Test		Frequency(Hz):50	Lamp CCT(K): 3000 Ra: 90
Lum. Size (W*L*H):0.000m*0.000m*0.000m		Lum. Area (m2):0.000	Lum. W(kg): 0.000
Test System: C, γ	Test Step: C=22.5 γ=2.5	Temp. (°C): 25	Humidity(%): 50.0

### Character Parameter

Lamp Speciality Parameter		Luminaire Speciality Parameter	
Rated Flux(lm): 380.000		Luminaire Flux(lm): 332.060	Field Angle(10%Imax): 60.2(°)
Rated Power(W): 8		Luminaire Efficiency: 87.38%	Down Lumens&Percent: 322.199lm 97.03%
Rated Voltage(V): 220		Luminaire EER(lm/W): 46.024	Up Lumens&Percent: 9.861lm 2.97%
Tested Power(W): 7.215		Max. Candela(cd): 814.866	S/MH: C0_a180=0.575 C90_270=0.553
Lamps' Inside: 1		Max Cand@Ang.(°): C=0.0 γ=5.0	CIE Type: Semi-Direct
Tested Electrics(V, A, pf):221.2, 0.061, 0.529		Beam Angle(50%Imax): 34.1(°)	ErP Φ use(90°): 300.145lm
Lamp Size(W*L*H):0.000m*0.000m*0.000m		Left=-12.9°, Right=21.2°	IRF(%): 463.409



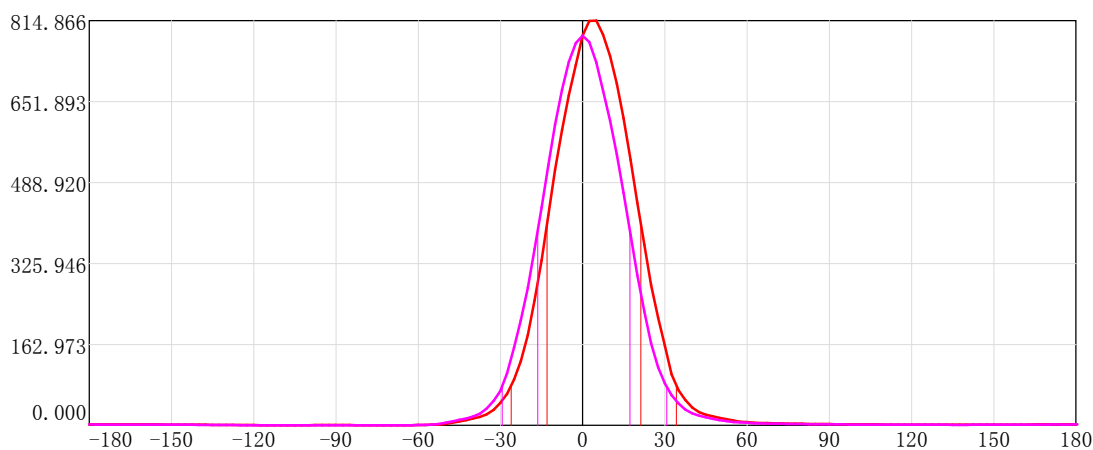
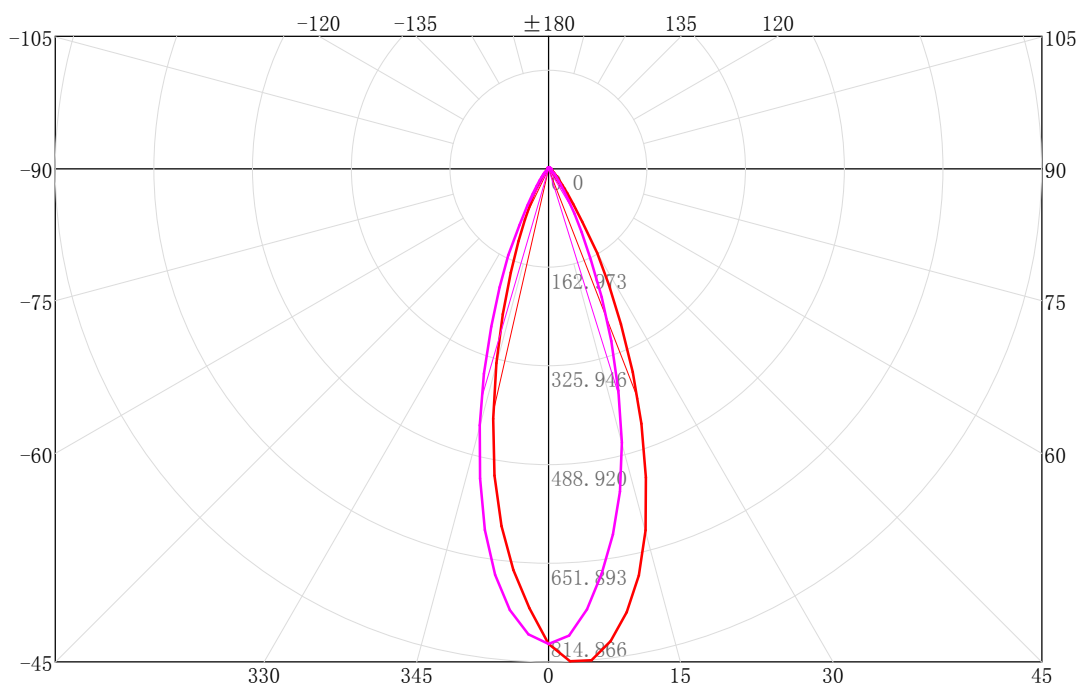
# IES Indoor Report

Photometric Filename: **AW21021 8W XHP35 3090 LDK16-24D AIDI500(M-PR10).IES**

## 2D Plane Light Intensity Distribution Curve

Lum. Name: AW21021	Lum. Catalog:	Test ID:
Lamp Name: XHP35	Lamp Catalog: COB	Test Lab: Test
Manufacture:	Test Machine: GON-2000	Test Date: 2020/08/05

C Plane Distribution Diagram



	C Plane	[50%MaxAng.]	[10%MaxAng.]	Unit:cd
—	C0.0_180.0 :	34.1	60.2	
—	C90.0_270.0 :	33.6	60.1	

# IES Indoor Report

**Photometric Filename:AW21021 8W XHP35 3090 LDK16-24D AIDI500(M-PR10).IES**

## 3D Light Intensity Distribution Modal

Lum. Name: AW21021	Lum. Catalog:	Test ID:
Lamp Name: XHP35	Lamp Catalog: COB	Test Lab: Test
Manufacture:	Test Machine:GON-2000	Test Date: 2020/08/05

## 3D Light Intensity Distribution Modal



Curves:            3D Model —    Fixture —    Vert. HUD —    Hori. HUD —  
View Angles:      Orient:0      Tilt:0      Roll:0      Spin:0

# IES Indoor Report

Photometric Filename:AW21021 8W XHP35 3090 LDK16-24D AIDI500(M-PR10).IES

## Zonal Flux Tabulation

Zone (γ)	Zone Flux (lm)	Sums Flux (lm)	Zone%Lamp	Sums%Lamp	Zone (γ)	Zone Flux (lm)	Sums Flux (lm)	Zone%Lamp	Sums%Lamp
0.0-2.5	4.65	4.65	1.22	1.22	117.5-120.0	0.31	326.85	0.08	86.01
2.5-5.0	13.49	18.14	3.55	4.77	120.0-122.5	0.31	327.16	0.08	86.09
5.0-7.5	21.10	39.25	5.55	10.33	122.5-125.0	0.30	327.46	0.08	86.17
7.5-10.0	27.03	66.28	7.11	17.44	125.0-127.5	0.30	327.75	0.08	86.25
10.0-12.5	30.94	97.22	8.14	25.58	127.5-130.0	0.29	328.05	0.08	86.33
12.5-15.0	32.62	129.83	8.58	34.17	130.0-132.5	0.29	328.34	0.08	86.41
15.0-17.5	32.10	161.93	8.45	42.61	132.5-135.0	0.29	328.63	0.08	86.48
17.5-20.0	29.75	191.68	7.83	50.44	135.0-137.5	0.29	328.92	0.08	86.56
20.0-22.5	26.17	217.85	6.89	57.33	137.5-140.0	0.29	329.21	0.08	86.63
22.5-25.0	22.02	239.87	5.79	63.12	140.0-142.5	0.28	329.49	0.07	86.71
25.0-27.5	17.71	257.58	4.66	67.78	142.5-145.0	0.28	329.77	0.07	86.78
27.5-30.0	13.67	271.25	3.60	71.38	145.0-147.5	0.27	330.04	0.07	86.85
30.0-32.5	10.24	281.49	2.70	74.08	147.5-150.0	0.26	330.30	0.07	86.92
32.5-35.0	7.64	289.13	2.01	76.09	150.0-152.5	0.25	330.56	0.07	86.99
35.0-37.5	5.78	294.91	1.52	77.61	152.5-155.0	0.24	330.80	0.06	87.05
37.5-40.0	4.48	299.39	1.18	78.79	155.0-157.5	0.23	331.02	0.06	87.11
40.0-42.5	3.60	303.00	0.95	79.74	157.5-160.0	0.21	331.23	0.05	87.17
42.5-45.0	3.00	305.99	0.79	80.52	160.0-162.5	0.19	331.42	0.05	87.22
45.0-47.5	2.49	308.49	0.66	81.18	162.5-165.0	0.17	331.58	0.04	87.26
47.5-50.0	2.03	310.51	0.53	81.71	165.0-167.5	0.14	331.73	0.04	87.30
50.0-52.5	1.60	312.11	0.42	82.13	167.5-170.0	0.12	331.85	0.03	87.33
52.5-55.0	1.25	313.36	0.33	82.46	170.0-172.5	0.09	331.94	0.02	87.35
55.0-57.5	1.00	314.36	0.26	82.73	172.5-175.0	0.07	332.01	0.02	87.37
57.5-60.0	0.85	315.22	0.22	82.95	175.0-177.5	0.04	332.05	0.01	87.38
60.0-62.5	0.75	315.97	0.20	83.15	177.5-180.0	0.01	332.06	0.00	87.38
62.5-65.0	0.68	316.65	0.18	83.33					
65.0-67.5	0.64	317.29	0.17	83.50					
67.5-70.0	0.62	317.91	0.16	83.66					
70.0-72.5	0.60	318.50	0.16	83.82					
72.5-75.0	0.58	319.08	0.15	83.97					
75.0-77.5	0.56	319.63	0.15	84.11					
77.5-80.0	0.54	320.18	0.14	84.26					
80.0-82.5	0.53	320.70	0.14	84.40					
82.5-85.0	0.51	321.21	0.14	84.53					
85.0-87.5	0.50	321.71	0.13	84.66					
87.5-90.0	0.48	322.20	0.13	84.79					
90.0-92.5	0.47	322.67	0.12	84.91					
92.5-95.0	0.46	323.13	0.12	85.03					
95.0-97.5	0.44	323.57	0.12	85.15					
97.5-100.0	0.42	323.99	0.11	85.26					
100.0-102.5	0.41	324.40	0.11	85.37					
102.5-105.0	0.39	324.79	0.10	85.47					
105.0-107.5	0.38	325.17	0.10	85.57					
107.5-110.0	0.36	325.53	0.10	85.67					
110.0-112.5	0.35	325.88	0.09	85.76					
112.5-115.0	0.33	326.21	0.09	85.85					
115.0-117.5	0.32	326.54	0.08	85.93					

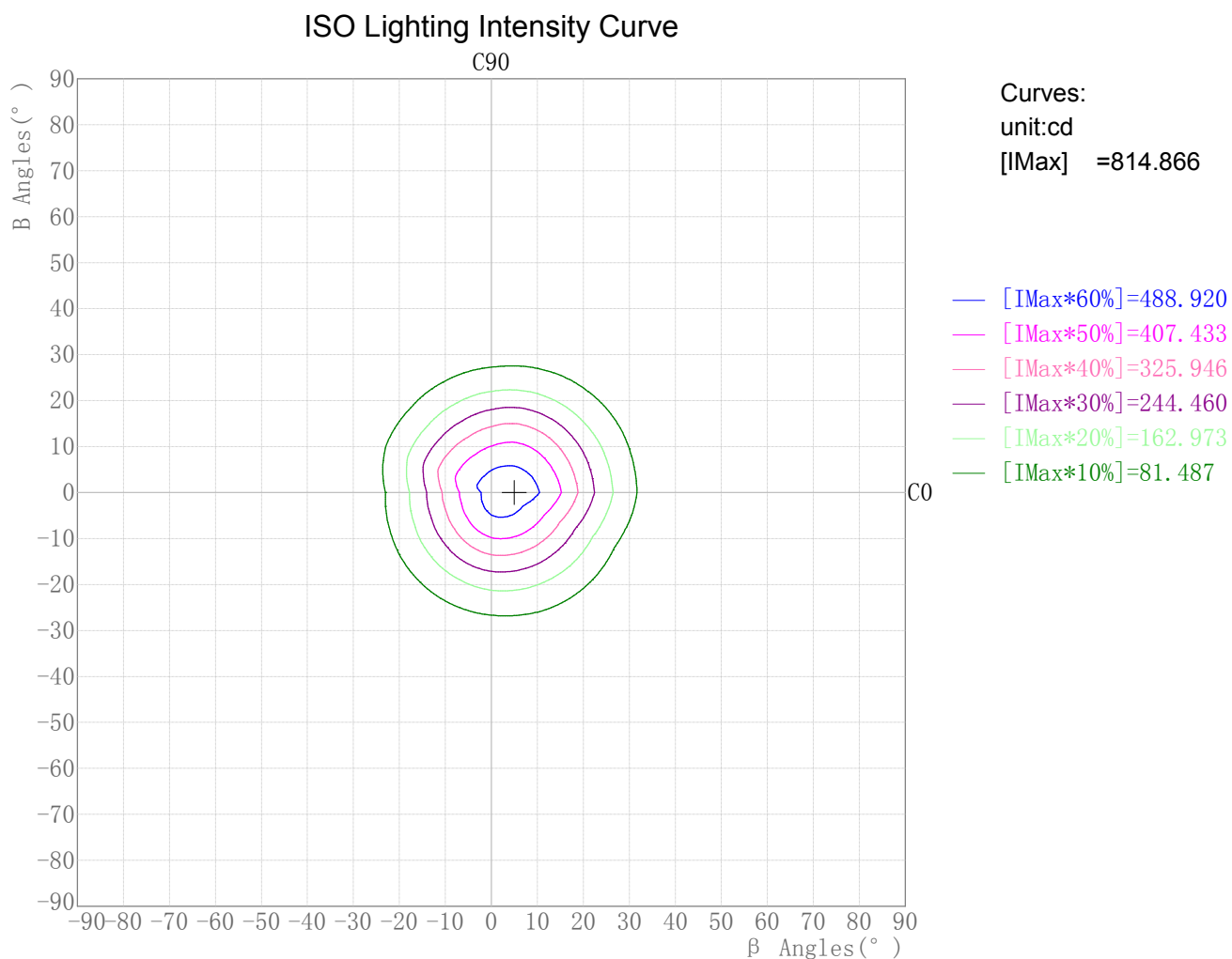
-  
-  
-

# IES Indoor Report

**Photometric Filename:AW21021 8W XHP35 3090 LDK16-24D AIDI500(M-PR10).IES**

## Rectangle ISO Lighting Intensity Diagram

Lum. Name: AW21021	Lum. Catalog:	Test ID:
Lamp Name: XHP35	Lamp Catalog: COB	Test Lab: Test
Manufacture:	Test Machine: GON-2000	Test Date: 2020/08/05

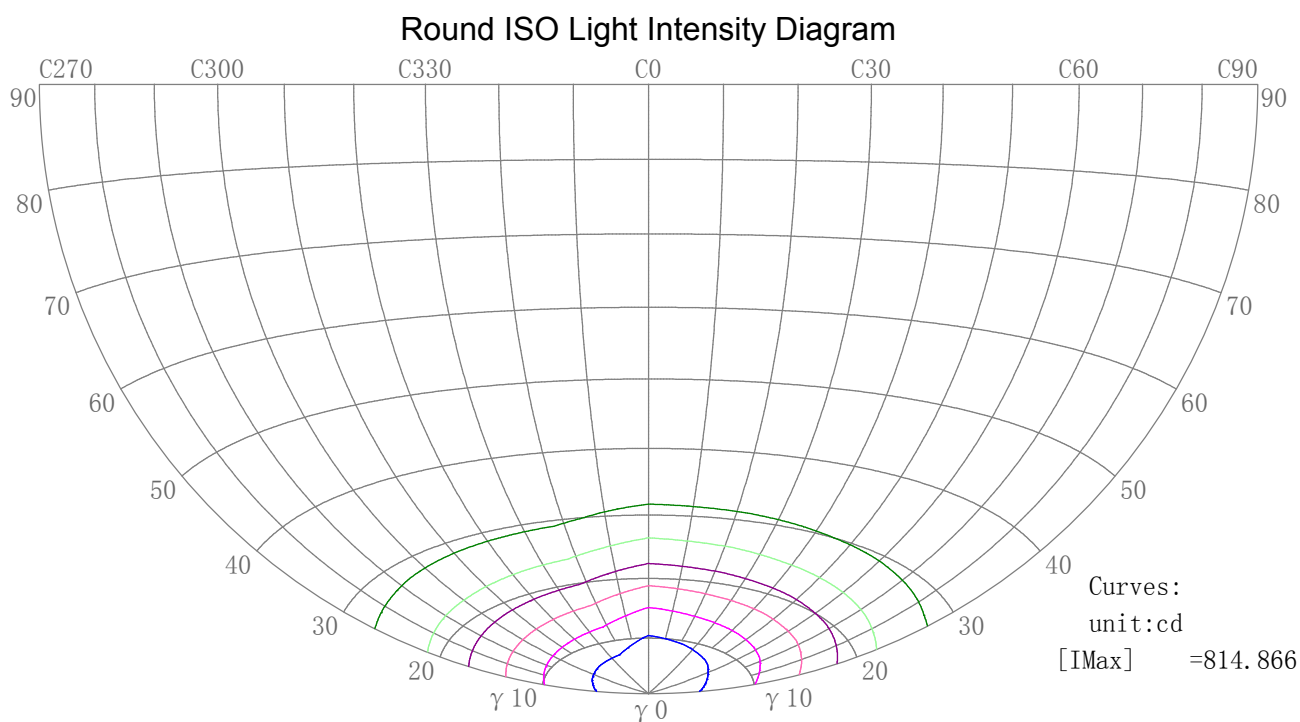


# IES Indoor Report

Photometric Filename:AW21021 8W XHP35 3090 LDK16-24D AIDI500(M-PR10).IES

## Round ISO Lighting Intensity Diagram

Lum. Name: AW21021	Lum. Catalog:	Test ID:
Lamp Name: XHP35	Lamp Catalog: COB	Test Lab: Test
Manufacture:	Test Machine: GON-2000	Test Date: 2020/08/05



Maximum Lighting Intensity(cd): 814.87  
 Maximum Cand.@Angle: H=0.0°, V=5.0°

- [IMax\*60%]=488.920
- [IMax\*50%]=407.433
- [IMax\*40%]=325.946
- [IMax\*30%]=244.460
- [IMax\*20%]=162.973
- [IMax\*10%]=81.487

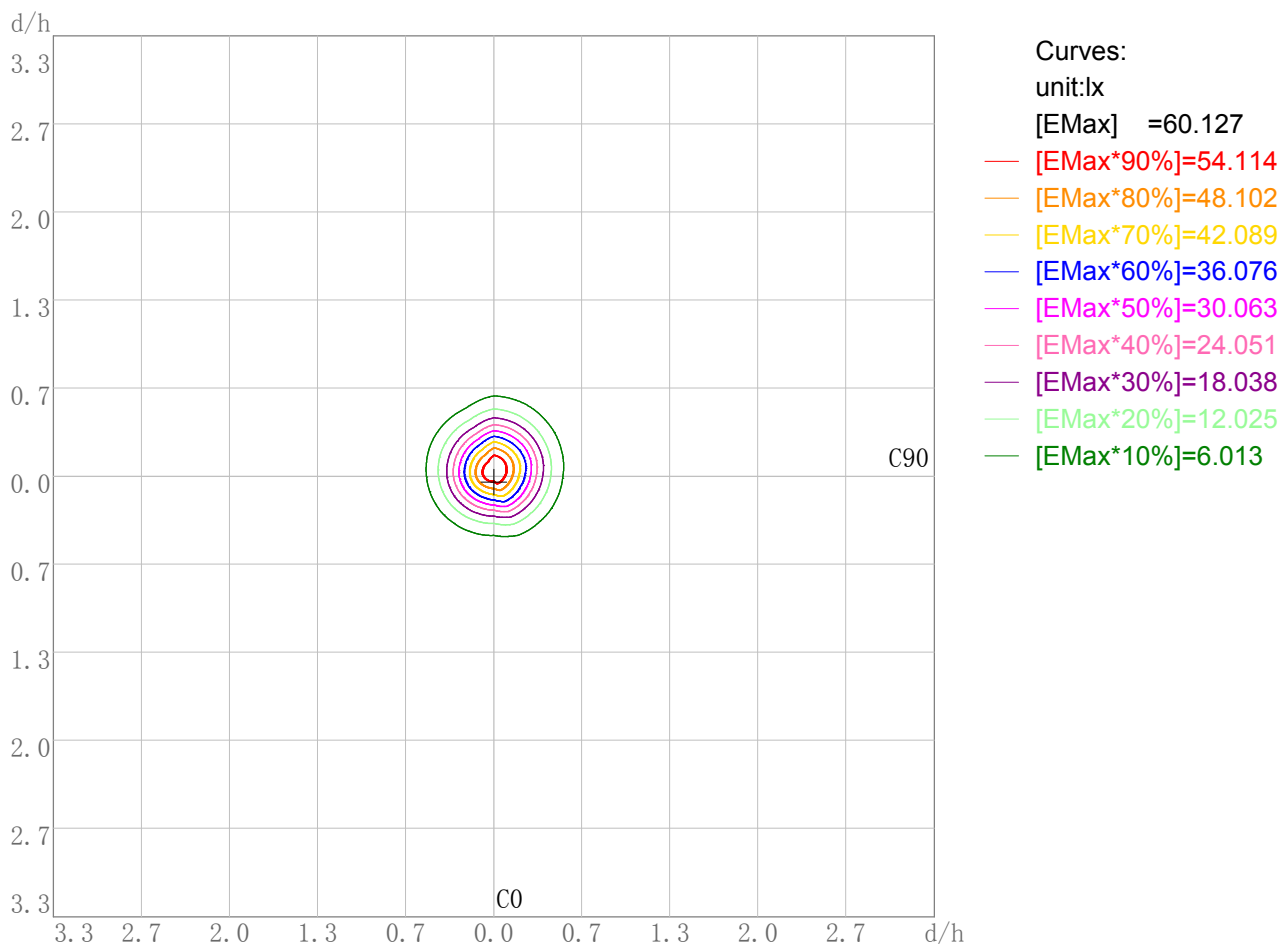
# IES Indoor Report

Photometric Filename:AW21021 8W XHP35 3090 LDK16-24D AIDI500(M-PR10).IES

## Plane ISO-Illuminance Diagram

Lum. Name: AW21021	Lum. Catalog:	Test ID:
Lamp Name: XHP35	Lamp Catalog: COB	Test Lab: Test
Manufacture:	Test Machine: GON-2000	Test Date: 2020/08/05

Plane ISO-Illuminance Curve



Working Plane Luminaire Mounting Height(m): 3.00  
 Working Plane Maximum Illuminance(lx): 60.13  
 Working Plane Maximum Illuminance Position(d/h):H0.0 V0.0

# IES Indoor Report

**Photometric Filename:AW21021 8W XHP35 3090 LDK16-24D AIDI500(M-PR10).IES**

---

## 3D Plane ISO Illuminance Diagram

Lum. Name: AW21021	Lum. Catalog:	Test ID:
Lamp Name: XHP35	Lamp Catalog: COB	Test Lab: Test
Manufacture:	Test Machine:GON-2000	Test Date: 2020/08/05

### 3D Plane Illuminance Modal



Curves: 3D Model — 90% — 80% — 70% — 60% — 50% — 40% — 30% — 20% — 10% —  
View Angles(deg): 0    Height(m): 3.0    Distance(m): 10.0



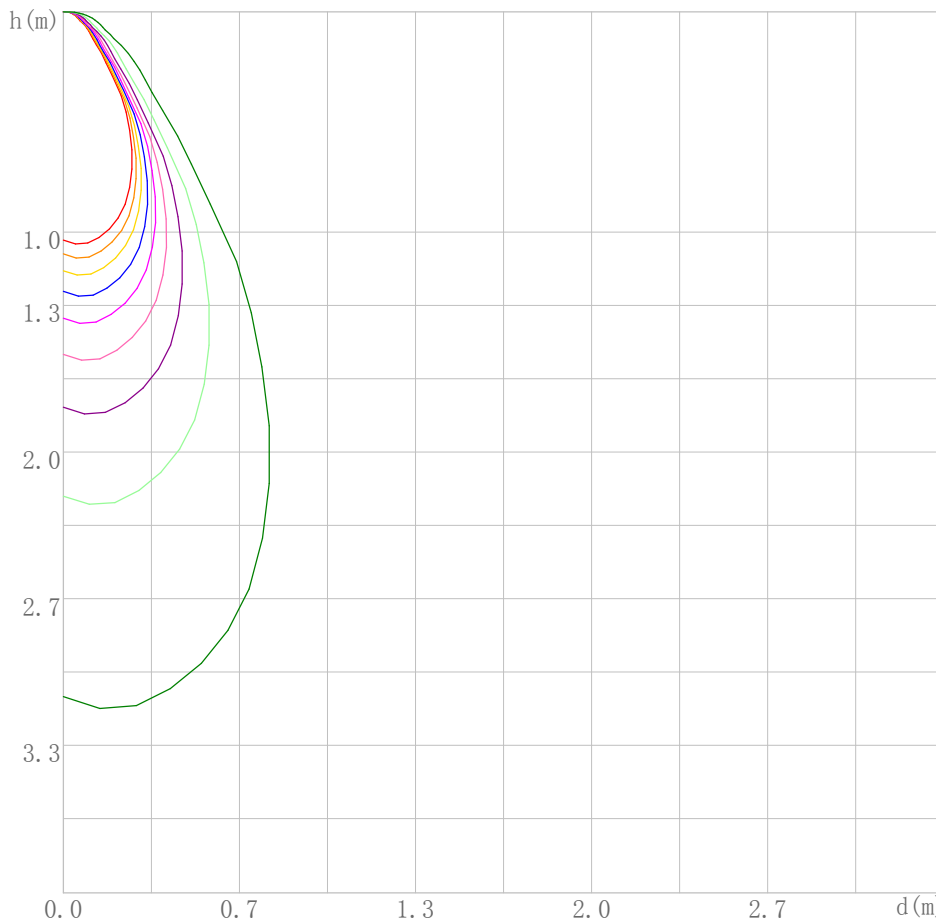
# IES Indoor Report

Photometric Filename:AW21021 8W XHP35 3090 LDK16-24D AIDI500(M-PR10).IES

## Space ISO Illuminance Diagram

Lum. Name: AW21021	Lum. Catalog:	Test ID:
Lamp Name: XHP35	Lamp Catalog: COB	Test Lab: Test
Manufacture:	Test Machine: GON-2000	Test Date: 2020/08/05

### Space ISO Illuminance Curve



- Curves:  
[Unit: lx]  
[EMax] =811.714
- [EMax\*90%]=730.543
  - [EMax\*80%]=649.371
  - [EMax\*70%]=568.200
  - [EMax\*60%]=487.029
  - [EMax\*50%]=405.857
  - [EMax\*40%]=324.686
  - [EMax\*30%]=243.514
  - [EMax\*20%]=162.343
  - [EMax\*10%]=81.171

Space Plane Maximum Illuminance and @Angle:811.71lx,2.5deg  
Plane Maximum Lighting Intensity and @Angle:814.866cd,0deg

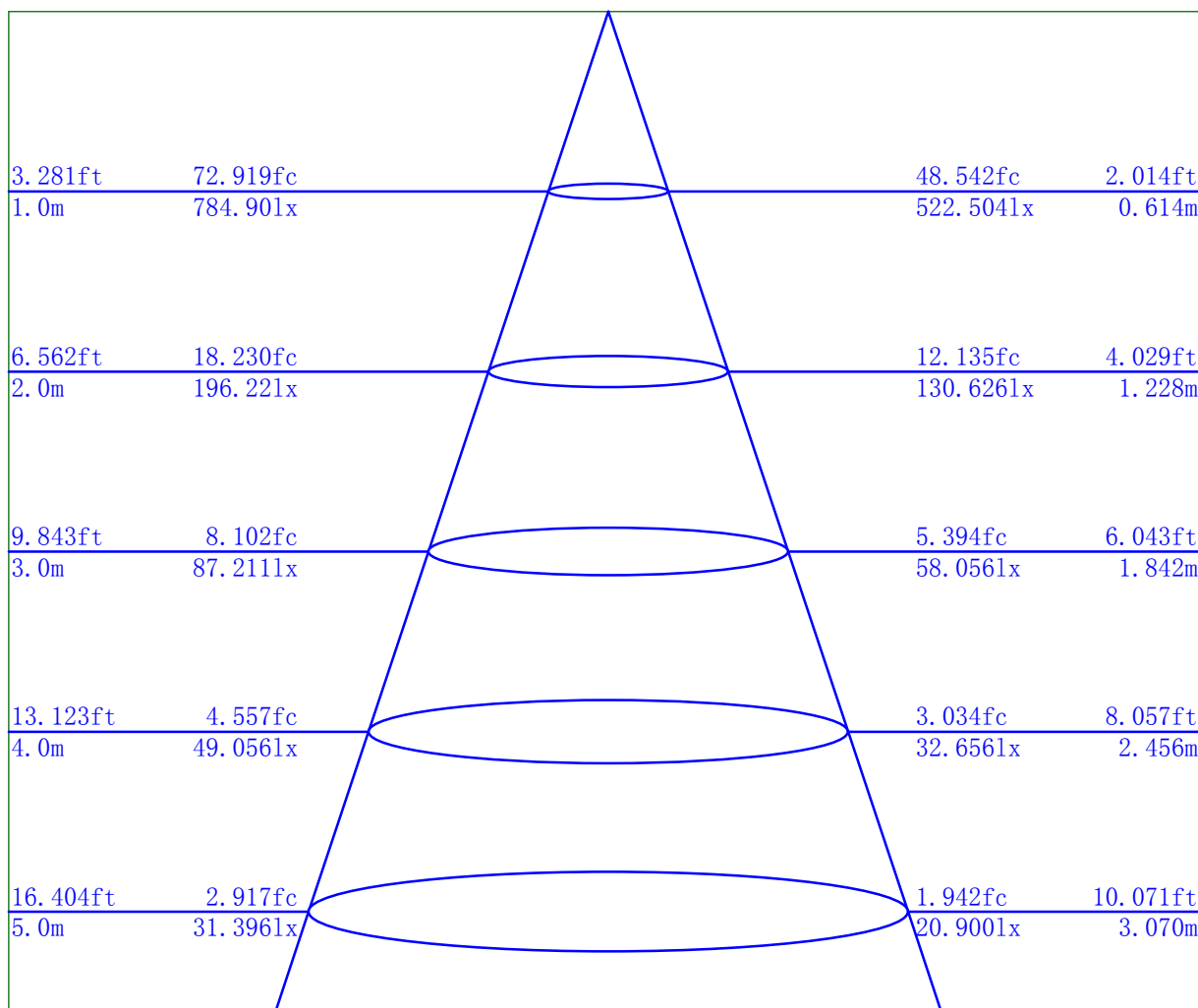
# IES Indoor Report

Photometric Filename: **AW21021 8W XHP35 3090 LDK16-24D AIDI500(M-PR10).IES**

## Illuminance-Distance Diagram

Lum. Name: AW21021	Lum. Catalog:	Test ID:
Lamp Name: XHP35	Lamp Catalog: COB	Test Lab: Test
Manufacture:	Test Machine: GON-2000	Test Date: 2020/08/05

Illuminance-Distance Curve



Height

Center E

Average E

Diameter

Beam Angle: 34.1

-  
-  
-

# IES Indoor Report

Photometric Filename:AW21021 8W XHP35 3090 LDK16-24D AIDI500(M-PR10).IES

## Indoor Luminance Limiting Curves

Lum. Name: AW21021	Lum. Catalog:	Test ID:
Lamp Name: XHP35	Lamp Catalog: COB	Test Lab: Test
Manufacture:	Test Machine: GON-2000	Test Date: 2020/08/05

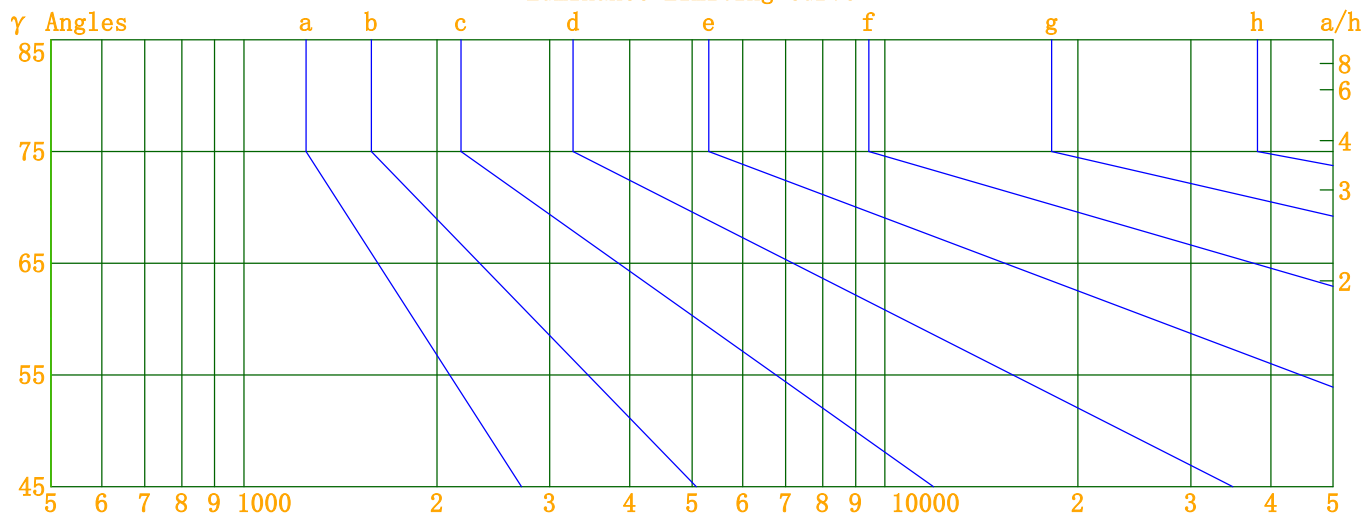
Glare Grade Table

GI	Quality	Using Illuminance							
		a	b	c	d	e	f	g	h
1.15	A	2000	1000	500	<=300				
1.5	B		2000	1000	500	<=300			
1.85	C			2000	1000	500	<=300		
2.2	D				2000	1000	500	<=300	
2.55	E	a				2000	1000	500	<=300
			b	c	d	e	f	g	h

Luminance Table

Gama (deg)	45	50	55	60	65	70	75	80	85
C0	0	0	0	0	0	0	0	0	0
C90	0	0	0	0	0	0	0	0	0

Luminance Limiting Curve



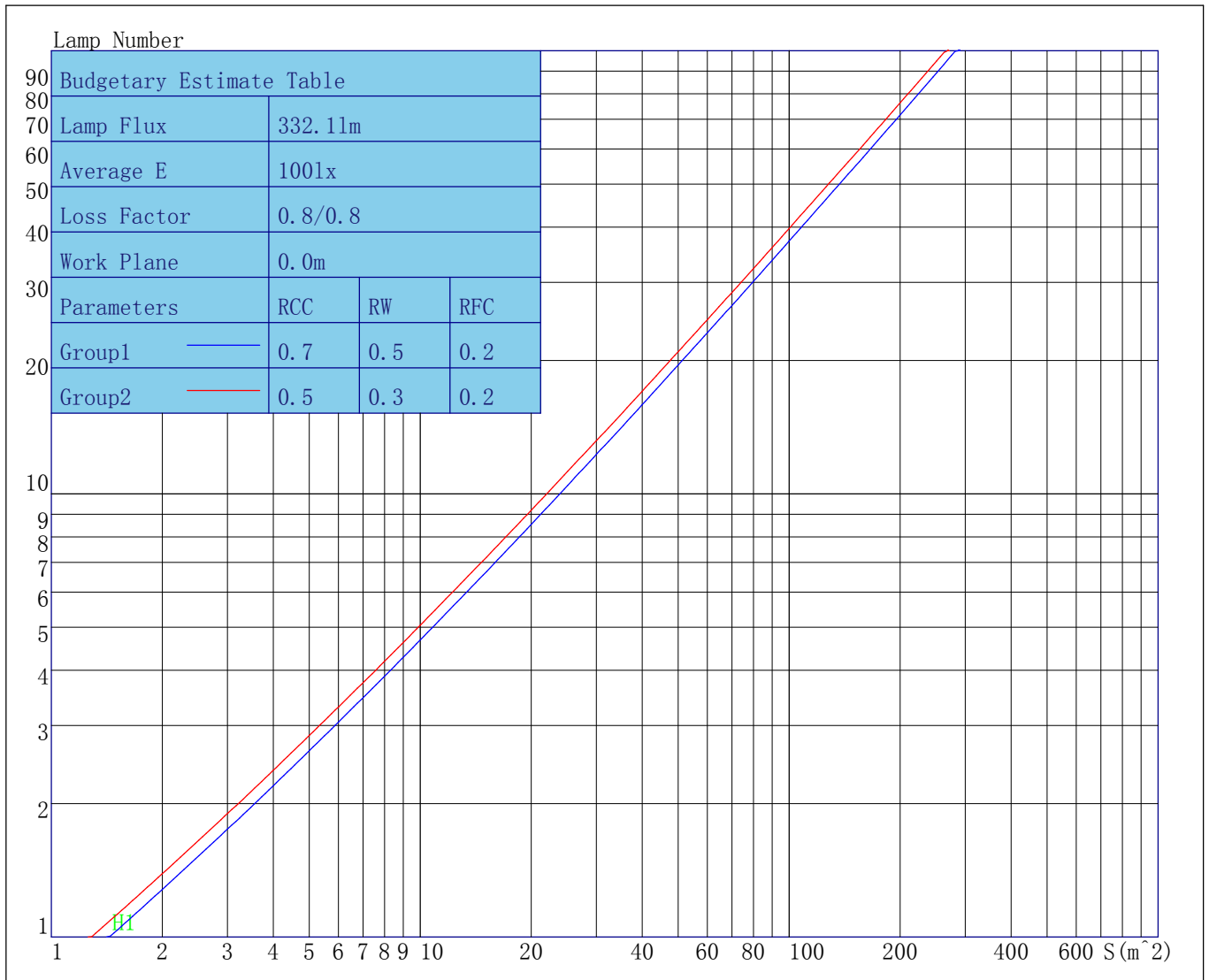
Luminous Size: Length(m)=0.000 Width(m)=0.000 Height(m)=0.000 Area(m^2)=0.000000  
 Luminous Type: Without Luminous Side  
 Luminous Curves: C0-C180 Color: — C90-C270 Color: —

# IES Indoor Report

Photometric Filename:AW21021 8W XHP35 3090 LDK16-24D AIDI500(M-PR10).IES

## Indoor Budgetary Estimate Table

Lum. Name: AW21021	Lum. Catalog:	Test ID:
Lamp Name: XHP35	Lamp Catalog: COB	Test Lab: Test
Manufacture:	Test Machine: GON-2000	Test Date: 2020/08/05



Parameters1: Rhocc = 0.7 Rhow = 0.5 Rhofc = 0.2 LLF = 0.8  
 Parameters2: Rhocc = 0.5 Rhow = 0.3 Rhofc = 0.2 LLF = 0.8  
 Average Illuminance(lx): 100 Cavity Height: H1(m) = 2

# IES Indoor Report

Photometric Filename:AW21021 8W XHP35 3090 LDK16-24D AIDI500(M-PR10).IES

## Indoor Coefficient of Utilization Table

Lum. Name: AW21021	Lum. Catalog:	Test ID:
Lamp Name: XHP35	Lamp Catalog: COB	Test Lab: Test
Manufacture:	Test Machine:GON-2000	Test Date: 2020/08/05

Coefficients of Utilization - Zonal Cavity Method																		
Coef.	Effective Floor Cavity Reflectance RFC=0.20																	
RhoCC (%)	80				70				50			30			10			0
RhoW (%)	70	50	30	10	70	50	30	10	50	30	10	50	30	10	50	30	10	0
RCR	Coefficient of Utilization(%)																	
0	103	103	103	103	101	101	101	101	96	96	96	91	91	91	87	87	87	85
1	99	96	94	92	96	94	92	91	90	89	87	87	85	84	83	82	82	80
2	94	90	87	84	92	89	86	83	85	83	81	83	81	79	80	78	77	75
3	90	85	81	78	88	84	80	77	81	78	76	79	76	74	77	74	73	71
4	86	81	76	73	85	79	75	72	77	74	71	75	72	70	73	71	69	68
5	83	76	72	69	81	75	71	68	74	70	67	72	69	66	70	68	66	64
6	80	73	68	65	78	72	68	64	70	67	64	69	66	63	68	65	63	61
7	76	69	65	62	75	69	64	61	67	64	61	66	63	60	65	62	60	59
8	74	66	62	59	72	66	61	58	65	61	58	64	60	58	63	60	57	56
9	71	63	59	56	70	63	59	56	62	58	56	61	58	55	60	57	55	54
10	68	61	57	54	67	60	56	53	60	56	53	59	55	53	58	55	53	52

-  
-  
-

# IES Indoor Report

Photometric Filename:AW21021 8W XHP35 3090 LDK16-24D AIDI500(M-PR10).IES

## Unified Glare Rating Table

Lum. Name: AW21021	Lum. Catalog:	Test ID:
Lamp Name: XHP35	Lamp Catalog: COB	Test Lab: Test
Manufacture:	Test Machine:GON-2000	Test Date: 2020/08/05

## Unified Glare Rating Table

Ceiling RCC	0.70	0.70	0.50	0.50	0.30	0.70	0.70	0.50	0.50	0.30
Wall RW	0.50	0.30	0.50	0.30	0.30	0.50	0.30	0.50	0.30	0.30
Floor RFC	0.20	0.20	0.20	0.20	0.20	0.20	0.20	0.20	0.20	0.20
Room Size	Vewed crosswise					Vewed endwise				
X=2H Y=2H	-4.1	-3.4	-3.7	-3.0	-2.6	-4.1	-3.4	-3.7	-3.0	-2.6
Y=3H	-4.3	-3.7	-3.9	-3.3	-2.9	-4.3	-3.7	-3.9	-3.3	-2.9
Y=4H	-4.4	-3.9	-3.9	-3.5	-3.0	-4.4	-3.9	-3.9	-3.5	-3.0
Y=6H	-4.5	-4.1	-4.1	-3.6	-3.1	-4.5	-4.1	-4.1	-3.6	-3.1
Y=8H	-4.6	-4.2	-4.1	-3.7	-3.2	-4.6	-4.2	-4.1	-3.7	-3.2
Y=12H	-4.7	-4.3	-4.2	-3.8	-3.3	-4.7	-4.3	-4.2	-3.8	-3.3
X=4H Y=2H	-4.4	-3.9	-3.9	-3.5	-3.0	-4.4	-3.9	-3.9	-3.5	-3.0
Y=3H	-4.6	-4.2	-4.1	-3.8	-3.3	-4.6	-4.2	-4.1	-3.8	-3.3
Y=4H	-4.7	-4.4	-4.2	-3.9	-3.4	-4.7	-4.4	-4.2	-3.9	-3.4
Y=6H	-4.8	-4.6	-4.3	-4.1	-3.5	-4.8	-4.6	-4.3	-4.1	-3.5
Y=8H	-4.9	-4.7	-4.4	-4.2	-3.7	-4.9	-4.7	-4.4	-4.2	-3.7
Y=12H	-5.0	-4.9	-4.4	-4.3	-3.8	-5.0	-4.9	-4.4	-4.3	-3.8
X=8H Y=4H	-4.9	-4.7	-4.4	-4.2	-3.7	-4.9	-4.7	-4.4	-4.2	-3.7
Y=6H	-5.0	-4.9	-4.4	-4.4	-3.8	-5.0	-4.9	-4.4	-4.4	-3.8
Y=8H	-5.1	-5.0	-4.5	-4.5	-3.9	-5.1	-5.0	-4.5	-4.5	-3.9
Y=12H	-5.1	-5.1	-4.5	-4.6	-3.9	-5.1	-5.1	-4.5	-4.6	-3.9
X=12H Y=4H	-5.0	-4.9	-4.4	-4.3	-3.8	-5.0	-4.9	-4.4	-4.3	-3.8
Y=6H	-5.1	-5.1	-4.5	-4.5	-3.9	-5.1	-5.1	-4.5	-4.5	-3.9
Y=8H	-5.1	-5.1	-4.5	-4.6	-3.9	-5.1	-5.1	-4.5	-4.6	-3.9
Variations with the objverer position at spacings										
S=1.0H	0.0/0.0					0.0/0.0				
S=1.5H	0.0/0.0					0.0/0.0				
S=2.0H	0.0/0.0					0.0/0.0				
Reduced UGR Table:										
Nordic Standard Table:	BKO					BKO				
Correction Value	0.0					0.0				

o the CIE Pub. 117, data has been corrected, refers to the lamp's lumens 8.2flm.

-  
-  
-

# IES Indoor Report

Photometric Filename:AW21021 8W XHP35 3090 LDK16-24D AIDI500(M-PR10).IES

## Candela Tabulation

V/H	C0.0	C22.5	C45.0	C67.5	C90.0	C112.5	C135.0	C157.5	C180.0	C202.5	C225.0	C247.5
γ 0.0	784.90	784.90	784.90	784.90	784.90	784.90	784.90	784.90	784.90	784.90	784.90	784.90
γ 2.5	814.04	803.34	792.93	783.14	771.55	761.81	757.44	754.59	726.21	730.21	740.63	755.60
γ 5.0	814.87	800.33	778.65	754.69	730.20	711.70	702.21	699.21	664.95	668.11	684.78	709.28
γ 7.5	786.48	769.60	742.14	707.97	673.99	650.61	641.23	639.18	595.37	593.84	612.96	645.98
γ 10.0	743.42	721.23	691.24	655.18	613.39	583.32	573.65	572.25	514.53	510.65	531.68	569.28
γ 12.5	687.79	659.18	630.21	595.74	545.82	508.21	494.17	492.49	422.90	422.82	447.15	485.54
γ 15.0	618.27	586.44	559.22	524.74	468.13	425.61	405.06	402.00	332.14	337.65	364.35	402.32
γ 17.5	534.60	505.79	478.93	440.54	384.00	342.47	318.82	313.96	251.66	260.27	285.81	321.10
γ 20.0	448.14	423.47	393.74	353.39	302.93	265.80	243.04	236.33	182.51	192.44	215.18	244.99
γ 22.5	363.65	342.11	309.99	271.80	229.41	197.60	176.96	170.27	129.52	139.59	158.06	183.07
γ 25.0	283.11	264.46	233.20	199.01	165.62	141.02	124.97	120.81	92.98	98.01	111.96	132.86
γ 27.5	216.97	197.49	170.83	141.87	117.44	100.84	90.72	87.95	64.05	66.84	74.57	85.83
γ 30.0	160.78	143.85	122.35	101.99	85.26	73.26	65.73	63.28	46.05	46.76	51.33	58.61
γ 32.5	103.21	97.21	84.88	72.04	61.40	53.25	48.08	46.27	31.54	32.36	35.83	41.65
γ 35.0	70.71	66.28	60.28	52.73	44.70	38.49	34.34	33.06	22.64	22.99	24.60	27.82
γ 37.5	51.61	48.15	43.34	37.34	32.18	28.49	26.11	25.29	17.63	17.49	18.12	19.90
γ 40.0	36.11	34.30	31.26	27.45	24.68	22.54	21.26	20.76	13.96	13.69	14.10	15.36
γ 42.5	27.25	25.81	23.99	21.81	20.02	18.51	17.68	17.38	10.86	10.59	10.98	12.01
γ 45.0	22.09	20.85	19.35	17.84	16.48	15.25	14.55	14.38	8.20	7.94	8.32	9.14
γ 47.5	18.45	17.14	15.86	14.69	13.53	12.44	11.83	11.72	5.68	5.34	5.77	6.60
γ 50.0	15.43	14.17	12.98	11.94	11.01	9.98	9.32	9.21	3.17	3.31	3.51	4.06
γ 52.5	12.86	11.55	10.50	9.59	8.78	7.82	7.18	6.93	2.20	2.30	2.33	2.51
γ 55.0	10.10	9.13	8.26	7.45	7.01	6.47	6.15	6.04	1.73	1.68	1.74	1.94
γ 57.5	7.64	7.15	6.84	6.52	6.21	5.79	5.53	5.37	1.09	1.11	1.19	1.18
γ 60.0	6.85	6.28	6.08	5.88	5.51	5.04	4.69	4.63	0.99	0.86	0.95	0.98
γ 62.5	5.64	5.41	5.22	4.82	4.63	4.49	4.31	4.33	0.86	0.79	0.84	0.86
γ 65.0	5.22	4.80	4.64	4.43	4.34	4.21	4.08	4.04	0.82	0.78	0.77	0.77
γ 67.5	4.87	4.48	4.32	4.14	4.08	3.96	3.81	3.82	0.80	0.76	0.74	0.73
γ 70.0	4.60	4.18	4.05	3.91	3.84	3.73	3.58	3.60	0.80	0.75	0.77	0.73
γ 72.5	4.30	3.96	3.82	3.68	3.61	3.52	3.40	3.39	0.87	0.78	0.78	0.74
γ 75.0	4.08	3.72	3.59	3.46	3.38	3.32	3.19	3.20	0.90	0.79	0.78	0.79
γ 77.5	3.82	3.51	3.39	3.26	3.20	3.14	3.04	3.01	0.90	0.82	0.80	0.81
γ 80.0	3.64	3.30	3.22	3.10	3.07	2.98	2.87	2.85	0.96	0.85	0.83	0.81
γ 82.5	3.47	3.12	3.05	2.93	2.90	2.84	2.71	2.73	0.96	0.87	0.86	0.85
γ 85.0	3.28	2.95	2.88	2.79	2.75	2.71	2.63	2.61	0.98	0.90	0.87	0.87
γ 87.5	3.12	2.81	2.75	2.62	2.62	2.58	2.51	2.47	1.01	0.91	0.89	0.92
γ 90.0	3.00	2.69	2.61	2.48	2.53	2.45	2.36	2.42	0.99	0.92	0.87	0.93
γ 92.5	2.89	2.57	2.47	2.38	2.41	2.34	2.27	2.32	1.01	0.90	0.89	0.92
γ 95.0	2.74	2.46	2.37	2.30	2.33	2.25	2.19	2.20	1.00	0.90	0.90	0.94
γ 97.5	2.60	2.34	2.28	2.17	2.23	2.17	2.08	2.09	0.99	0.89	0.91	0.94
γ 100.0	2.51	2.27	2.21	2.12	2.12	2.08	2.05	2.06	0.94	0.85	0.90	0.89
γ 102.5	2.44	2.19	2.13	2.08	2.06	2.02	1.95	1.99	0.93	0.82	0.84	0.89
γ 105.0	2.32	2.10	2.05	2.01	2.03	1.98	1.92	1.94	0.91	0.83	0.84	0.86
γ 107.5	2.28	2.05	1.97	1.97	1.96	1.92	1.85	1.90	0.87	0.80	0.81	0.85
γ 110.0	2.22	1.98	1.89	1.91	1.89	1.86	1.81	1.83	0.88	0.81	0.81	0.87
γ 112.5	2.17	1.91	1.84	1.88	1.85	1.82	1.69	1.76	0.87	0.80	0.79	0.82
γ 115.0	2.09	1.88	1.77	1.82	1.79	1.76	1.68	1.74	0.90	0.82	0.79	0.82

-  
-  
-

# IES Indoor Report

Photometric Filename:AW21021 8W XHP35 3090 LDK16-24D AIDI500(M-PR10).IES

## Candela Tabulation - (Cont.)

V/H	C0.0	C22.5	C45.0	C67.5	C90.0	C112.5	C135.0	C157.5	C180.0	C202.5	C225.0	C247.5
γ 117.5	2.04	1.83	1.75	1.77	1.74	1.73	1.68	1.72	0.95	0.84	0.84	0.83
γ 120.0	2.01	1.79	1.74	1.72	1.74	1.71	1.66	1.67	0.98	0.91	0.87	0.87
γ 122.5	1.97	1.74	1.68	1.73	1.73	1.69	1.60	1.64	1.05	0.98	0.92	0.91
γ 125.0	1.91	1.71	1.64	1.69	1.69	1.66	1.59	1.61	1.13	1.04	0.98	0.96
γ 127.5	1.91	1.68	1.63	1.65	1.64	1.63	1.59	1.60	1.24	1.13	1.09	1.06
γ 130.0	1.86	1.66	1.62	1.66	1.63	1.63	1.60	1.58	1.38	1.25	1.20	1.16
γ 132.5	1.84	1.61	1.62	1.60	1.62	1.62	1.57	1.58	1.49	1.38	1.31	1.26
γ 135.0	1.79	1.63	1.61	1.59	1.60	1.62	1.62	1.61	1.56	1.50	1.43	1.39
γ 137.5	1.81	1.61	1.62	1.62	1.59	1.64	1.59	1.63	1.70	1.58	1.54	1.50
γ 140.0	1.84	1.59	1.64	1.66	1.59	1.65	1.63	1.66	1.83	1.66	1.64	1.59
γ 142.5	1.79	1.63	1.65	1.69	1.63	1.68	1.65	1.73	1.99	1.76	1.74	1.67
γ 145.0	1.82	1.67	1.68	1.71	1.72	1.74	1.68	1.75	2.04	1.89	1.85	1.79
γ 147.5	1.90	1.69	1.74	1.74	1.75	1.80	1.77	1.80	2.08	1.95	1.94	1.89
γ 150.0	1.92	1.77	1.80	1.80	1.77	1.86	1.82	1.84	2.13	2.03	2.01	1.97
γ 152.5	1.97	1.83	1.84	1.85	1.86	1.92	1.89	1.92	2.21	2.08	2.06	2.03
γ 155.0	2.02	1.87	1.89	1.93	1.95	1.98	1.97	2.03	2.26	2.13	2.12	2.10
γ 157.5	2.11	1.94	1.97	1.97	1.99	2.05	2.02	2.07	2.30	2.18	2.16	2.13
γ 160.0	2.16	2.01	2.03	2.05	2.05	2.08	2.10	2.12	2.30	2.20	2.19	2.11
γ 162.5	2.21	2.07	2.07	2.09	2.10	2.12	2.14	2.15	2.32	2.18	2.17	2.15
γ 165.0	2.28	2.12	2.11	2.14	2.12	2.15	2.18	2.18	2.34	2.19	2.18	2.19
γ 167.5	2.31	2.14	2.14	2.19	2.17	2.20	2.18	2.21	2.33	2.23	2.19	2.20
γ 170.0	2.36	2.18	2.19	2.23	2.19	2.24	2.17	2.23	2.37	2.24	2.18	2.22
γ 172.5	2.39	2.21	2.22	2.25	2.26	2.27	2.22	2.25	2.35	2.23	2.19	2.24
γ 175.0	2.41	2.25	2.26	2.23	2.25	2.27	2.24	2.26	2.41	2.23	2.20	2.24
γ 177.5	2.42	2.26	2.26	2.23	2.24	2.26	2.21	2.27	2.46	2.23	2.25	2.25
γ 180.0	2.28	2.28	2.28	2.28	2.28	2.28	2.28	2.28	2.28	2.28	2.28	2.28
V/H	C270.0	C292.5	C315.0	C337.5								
γ 0.0	784.90	784.90	784.90	784.90								
γ 2.5	769.65	782.48	794.61	798.19								
γ 5.0	731.54	750.38	766.04	774.98								
γ 7.5	676.37	699.21	718.85	733.69								
γ 10.0	605.79	631.98	656.43	678.76								
γ 12.5	524.00	551.94	581.05	611.17								
γ 15.0	438.49	466.21	496.61	531.29								
γ 17.5	355.08	381.69	411.32	445.23								
γ 20.0	277.16	302.94	328.87	359.84								
γ 22.5	211.96	235.96	257.37	281.75								
γ 25.0	157.46	180.47	199.27	216.76								
γ 27.5	104.68	127.20	145.35	160.16								
γ 30.0	69.58	82.01	91.07	102.30								
γ 32.5	49.39	56.76	60.78	66.39								
γ 35.0	33.99	40.54	43.75	46.46								
γ 37.5	23.91	28.23	29.26	31.22								
γ 40.0	18.24	21.01	20.81	21.78								
γ 42.5	14.40	16.53	16.21	16.77								
γ 45.0	11.29	13.01	12.87	13.43								
γ 47.5	8.53	9.99	9.94	10.64								

-  
-  
-



# IES Indoor Report

Photometric Filename:AW21021 8W XHP35 3090 LDK16-24D AIDI500(M-PR10).IES

---

## Candela Tabulation - (Cont.)

V/H	C270. 0	C292. 5	C315. 0	C337. 5
γ 50. 0	5. 77	7. 14	7. 38	8. 26
γ 52. 5	3. 16	4. 21	4. 82	5. 68
γ 55. 0	2. 13	2. 29	2. 64	3. 25
γ 57. 5	1. 42	1. 67	2. 04	2. 30
γ 60. 0	1. 08	1. 15	1. 25	1. 40
γ 62. 5	0. 93	0. 97	1. 04	1. 05
γ 65. 0	0. 84	0. 85	0. 87	0. 89
γ 67. 5	0. 78	0. 77	0. 79	0. 81
γ 70. 0	0. 76	0. 76	0. 73	0. 74
γ 72. 5	0. 76	0. 75	0. 72	0. 75
γ 75. 0	0. 78	0. 76	0. 76	0. 73
γ 77. 5	0. 82	0. 76	0. 76	0. 73
γ 80. 0	0. 83	0. 78	0. 77	0. 73
γ 82. 5	0. 86	0. 83	0. 81	0. 79
γ 85. 0	0. 91	0. 85	0. 86	0. 83
γ 87. 5	0. 91	0. 88	0. 88	0. 87
γ 90. 0	0. 93	0. 92	0. 88	0. 86
γ 92. 5	0. 96	0. 96	0. 88	0. 88
γ 95. 0	0. 96	0. 95	0. 94	0. 91
γ 97. 5	0. 94	0. 93	0. 95	0. 91
γ 100. 0	0. 92	0. 94	0. 90	0. 90
γ 102. 5	0. 90	0. 91	0. 86	0. 88
γ 105. 0	0. 90	0. 85	0. 89	0. 87
γ 107. 5	0. 85	0. 83	0. 88	0. 86
γ 110. 0	0. 83	0. 83	0. 88	0. 80
γ 112. 5	0. 81	0. 80	0. 86	0. 80
γ 115. 0	0. 81	0. 80	0. 80	0. 76
γ 117. 5	0. 84	0. 79	0. 78	0. 77
γ 120. 0	0. 86	0. 78	0. 83	0. 78
γ 122. 5	0. 90	0. 82	0. 84	0. 81
γ 125. 0	0. 91	0. 88	0. 88	0. 85
γ 127. 5	1. 00	0. 94	0. 93	0. 92
γ 130. 0	1. 09	1. 05	1. 01	0. 99
γ 132. 5	1. 22	1. 16	1. 10	1. 09
γ 135. 0	1. 31	1. 26	1. 20	1. 22
γ 137. 5	1. 44	1. 34	1. 33	1. 29
γ 140. 0	1. 55	1. 45	1. 44	1. 42
γ 142. 5	1. 64	1. 61	1. 57	1. 56
γ 145. 0	1. 78	1. 71	1. 64	1. 62
γ 147. 5	1. 86	1. 79	1. 74	1. 71
γ 150. 0	1. 90	1. 88	1. 83	1. 79
γ 152. 5	1. 98	1. 97	1. 92	1. 90
γ 155. 0	2. 04	2. 04	2. 01	1. 97
γ 157. 5	2. 09	2. 09	2. 04	2. 00
γ 160. 0	2. 15	2. 13	2. 08	2. 08
γ 162. 5	2. 18	2. 15	2. 08	2. 12
γ 165. 0	2. 19	2. 16	2. 14	2. 18

# IES Indoor Report

Photometric Filename:AW21021 8W XHP35 3090 LDK16-24D AIDI500(M-PR10).IES

---

## Candela Tabulation - (Cont.)

V/H	C270.0	C292.5	C315.0	C337.5
γ 167.5	2.21	2.18	2.16	2.18
γ 170.0	2.20	2.21	2.18	2.19
γ 172.5	2.23	2.23	2.15	2.21
γ 175.0	2.24	2.24	2.16	2.22
γ 177.5	2.23	2.24	2.18	2.23
γ 180.0	2.28	2.28	2.28	2.28