

# IES Indoor Report

Photometric Filename:AD12541 10W 1202C9 3090 ZHT35-36D 250.IES

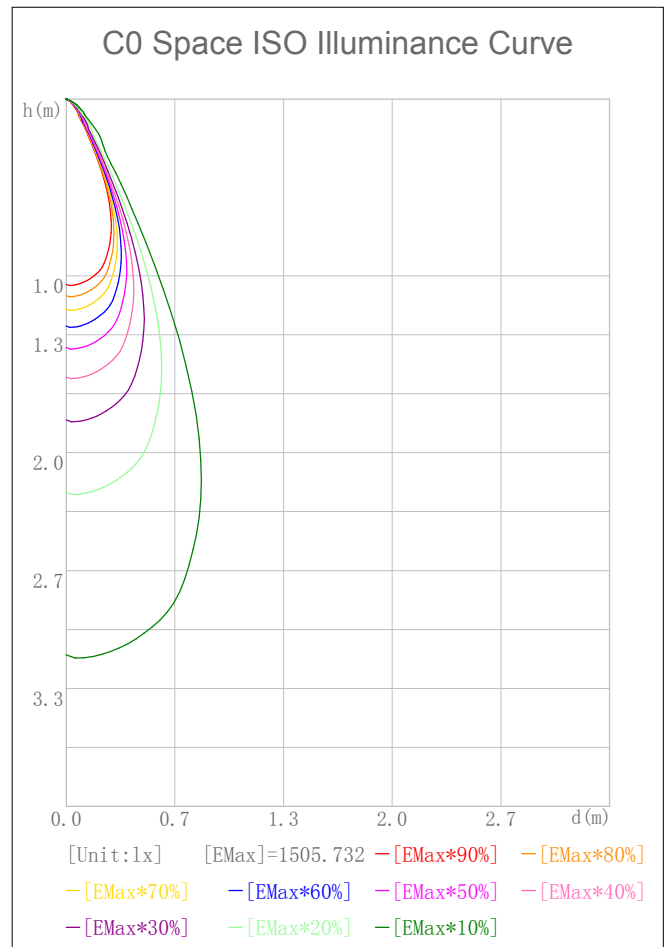
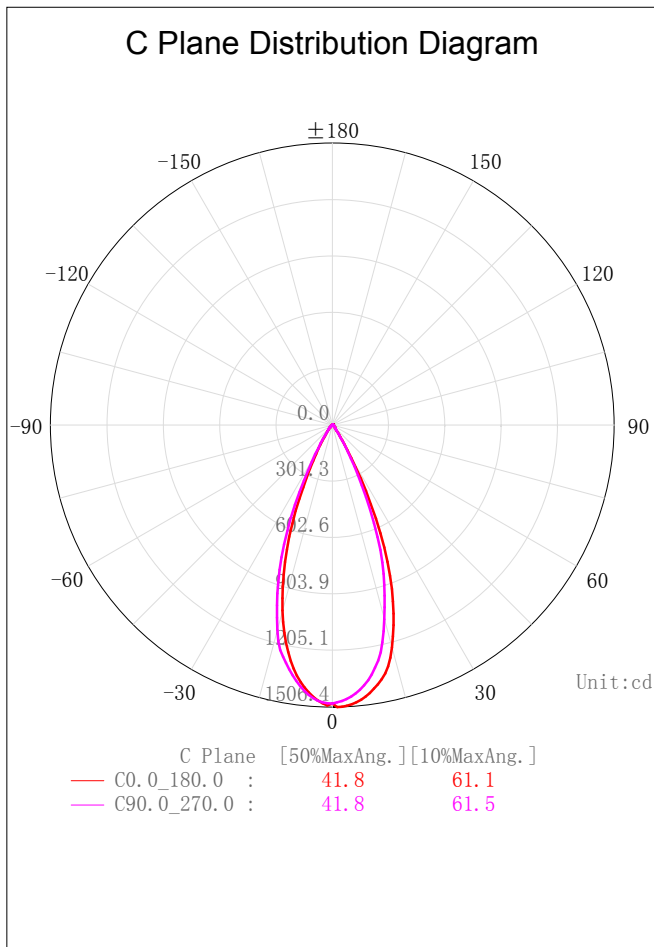
## Indoor Luminaire Photometric Data

### Description Information

Luminaire Name: AW12541	Lum. Catalog: Down Light	Test ID:
Lamp Name: 1202C9	Lamp Catalog: COB	Test Date: 2023/07/18
Manufacture:	Shld. Ang(°):36	Test Machine:GON-2000
Test Lab: Test	Frequency(Hz):50	Lamp CCT(K): 3000 Ra: 90
Lum. Size(W*L*H):0.066m*0.066m*0.000m	Lum. Area(m <sup>2</sup> ):0.003	Lum. W(kg): 0.000
Test System: C, $\gamma$	Test Step: C=22.5 $\gamma$ =1.0	Temp.(°C): 25
		Humidity(%): 50.0

### Character Parameter

Lamp Speciality Parameter		Luminaire Speciality Parameter	
Rated Flux(lm): 702.000	Luminaire Flux(lm): 702.782	Field Angle(10%Imax): 61.1(°)	
Rated Power(W): 10	Luminaire Efficiency: 100.11%	Down Lumens&Percent: 702.779lm 100.00%	
Rated Voltage(V): 220	Luminaire EER(lm/W): 66.113	Up Lumens&Percent: 0.003lm 0.00%	
Tested Power(W): 10.630	Max. Candela(cd): 1506.420	S/MH: C0_a180=0.690 C90_270=0.680	
Lamps' Inside: 1	Max Cand@Ang.(°): C=0.0 $\gamma$ =1.0	CIE Type: Semi-Direct	
Tested Electrics(V, A, pf):220.3, 0.087, 0.552	Beam Angle(50%Imax): 41.8(°)	ErP $\Phi$ use(90°): 691.233lm	
Lamp Size(W*L*H):0.066m*0.066m*0.000m	Left=-19.3°, Right=22.4°	IRF(%): 429.823	



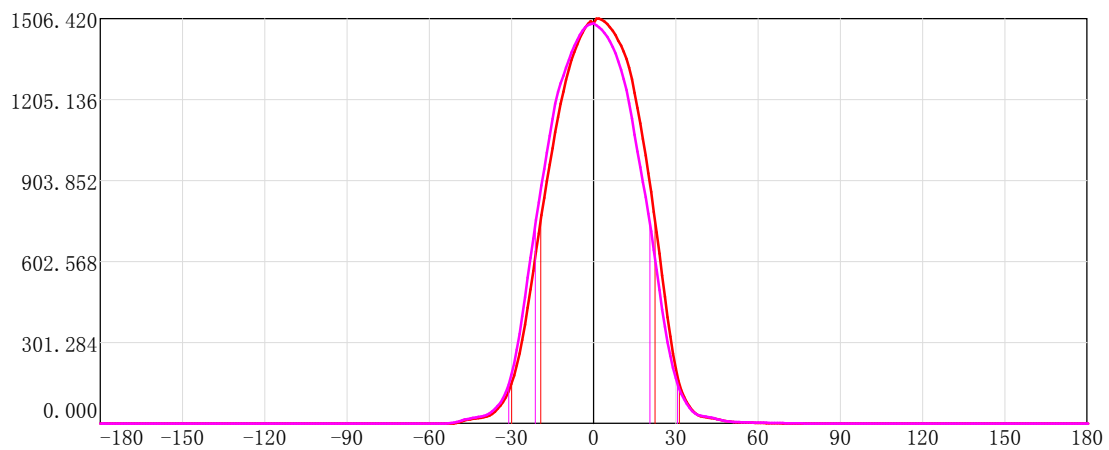
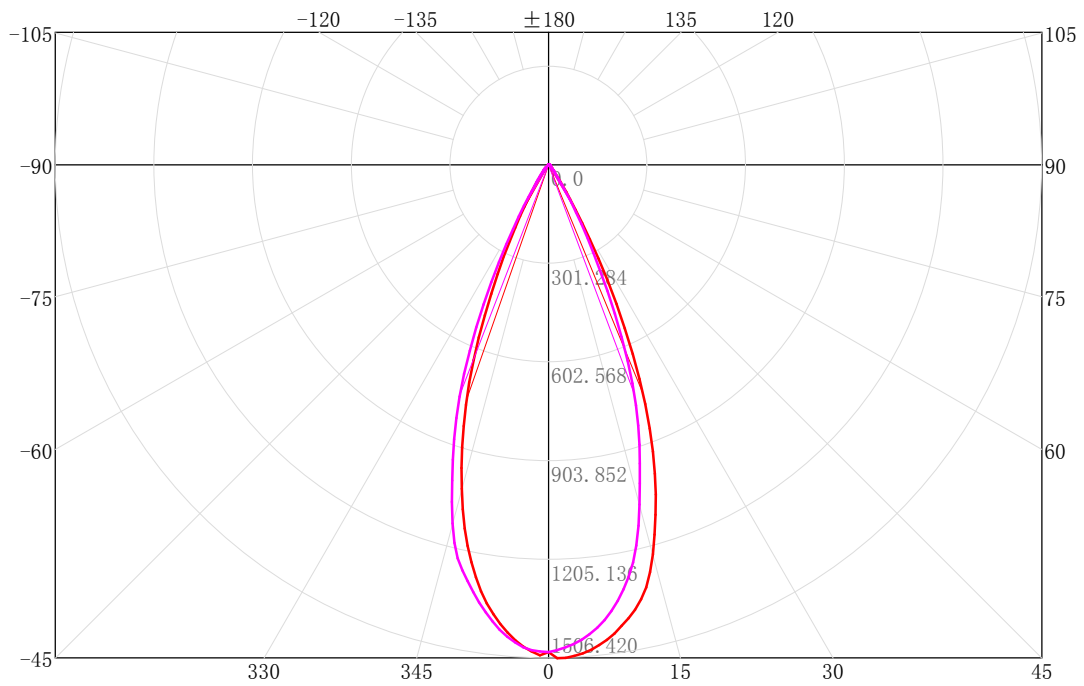
# IES Indoor Report

Photometric Filename: AD12541 10W 1202C9 3090 ZHT35-36D 250.IES

## 2D Plane Light Intensity Distribution Curve

Lum. Name: AW12541	Lum. Catalog: Down Light	Test ID:
Lamp Name: 1202C9	Lamp Catalog: COB	Test Lab: Test
Manufacture:	Test Machine: GON-2000	Test Date: 2023/07/18

C Plane Distribution Diagram



	C Plane	[50%MaxAng.]	[10%MaxAng.]	Unit:cd
—	C0.0_180.0 :	41.8	61.1	
—	C90.0_270.0 :	41.8	61.5	

# IES Indoor Report

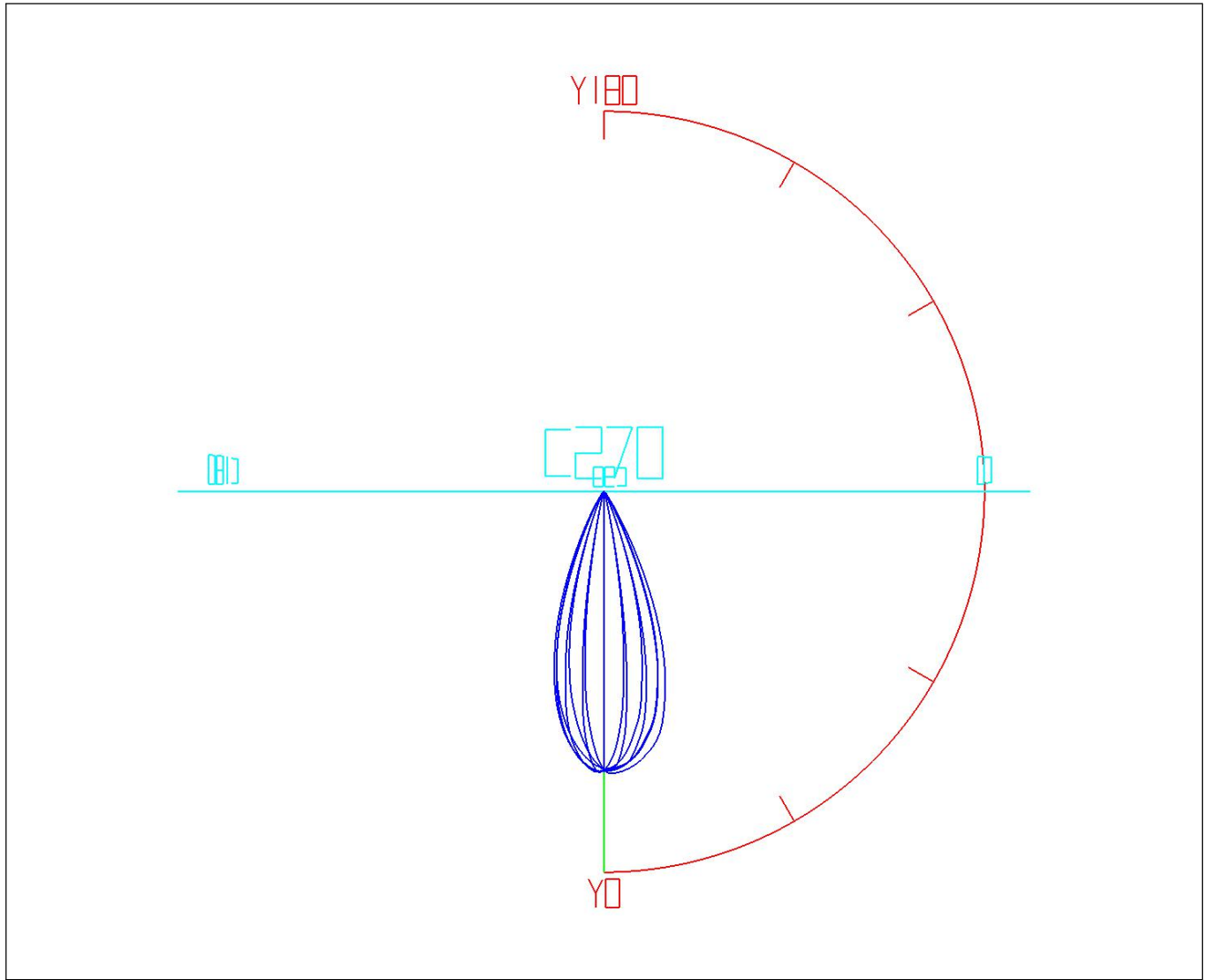
Photometric Filename:AD12541 10W 1202C9 3090 ZHT35-36D 250.IES

---

## 3D Light Intensity Distribution Modal

Lum. Name: AW12541	Lum. Catalog: Down Light	Test ID:
Lamp Name: 1202C9	Lamp Catalog: COB	Test Lab: Test
Manufacture:	Test Machine: GON-2000	Test Date: 2023/07/18

## 3D Light Intensity Distribution Modal



Curves: 3D Model ——— Fixture ——— Vert. HUD ——— Hori. HUD ———  
View Angles: Orient:0 Tilt:0 Roll:0 Spin:0

---

# IES Indoor Report

Photometric Filename:AD12541 10W 1202C9 3090 ZHT35-36D 250.IES

## Zonal Flux Tabulation

Zone (γ)	Zone Flux (lm)	Sums Flux (lm)	Zone%Lamp	Sums%Lamp	Zone (γ)	Zone Flux (lm)	Sums Flux (lm)	Zone%Lamp	Sums%Lamp
0.0-1.0	1.42	1.42	0.20	0.20	47.0-48.0	0.95	697.58	0.14	99.37
1.0-2.0	4.26	5.68	0.61	0.81	48.0-49.0	0.76	698.35	0.11	99.48
2.0-3.0	7.07	12.75	1.01	1.82	49.0-50.0	0.59	698.93	0.08	99.56
3.0-4.0	9.82	22.57	1.40	3.22	50.0-51.0	0.45	699.38	0.06	99.63
4.0-5.0	12.51	35.08	1.78	5.00	51.0-52.0	0.35	699.73	0.05	99.68
5.0-6.0	15.11	50.19	2.15	7.15	52.0-53.0	0.28	700.00	0.04	99.72
6.0-7.0	17.60	67.78	2.51	9.66	53.0-54.0	0.24	700.24	0.03	99.75
7.0-8.0	19.96	87.75	2.84	12.50	54.0-55.0	0.22	700.46	0.03	99.78
8.0-9.0	22.18	109.92	3.16	15.66	55.0-56.0	0.21	700.67	0.03	99.81
9.0-10.0	24.23	134.15	3.45	19.11	56.0-57.0	0.19	700.87	0.03	99.84
10.0-11.0	26.11	160.26	3.72	22.83	57.0-58.0	0.18	701.05	0.03	99.86
11.0-12.0	27.81	188.07	3.96	26.79	58.0-59.0	0.17	701.21	0.02	99.89
12.0-13.0	29.30	217.37	4.17	30.97	59.0-60.0	0.16	701.37	0.02	99.91
13.0-14.0	30.46	247.83	4.34	35.30	60.0-61.0	0.15	701.52	0.02	99.93
14.0-15.0	31.24	279.07	4.45	39.75	61.0-62.0	0.14	701.65	0.02	99.95
15.0-16.0	31.66	310.73	4.51	44.26	62.0-63.0	0.13	701.78	0.02	99.97
16.0-17.0	31.80	342.53	4.53	48.79	63.0-64.0	0.12	701.90	0.02	99.99
17.0-18.0	31.72	374.24	4.52	53.31	64.0-65.0	0.11	702.02	0.02	100.00
18.0-19.0	31.41	405.65	4.47	57.78	65.0-66.0	0.10	702.12	0.01	100.02
19.0-20.0	30.78	436.43	4.39	62.17	66.0-67.0	0.09	702.21	0.01	100.03
20.0-21.0	29.78	466.21	4.24	66.41	67.0-68.0	0.08	702.29	0.01	100.04
21.0-22.0	28.37	494.58	4.04	70.45	68.0-69.0	0.08	702.37	0.01	100.05
22.0-23.0	26.58	521.17	3.79	74.24	69.0-70.0	0.07	702.44	0.01	100.06
23.0-24.0	24.47	545.64	3.49	77.73	70.0-71.0	0.06	702.49	0.01	100.07
24.0-25.0	22.12	567.76	3.15	80.88	71.0-72.0	0.05	702.54	0.01	100.08
25.0-26.0	19.63	587.39	2.80	83.67	72.0-73.0	0.05	702.59	0.01	100.08
26.0-27.0	17.15	604.53	2.44	86.12	73.0-74.0	0.04	702.63	0.01	100.09
27.0-28.0	14.76	619.29	2.10	88.22	74.0-75.0	0.04	702.67	0.01	100.09
28.0-29.0	12.53	631.82	1.78	90.00	75.0-76.0	0.03	702.70	0.00	100.10
29.0-30.0	10.50	642.32	1.50	91.50	76.0-77.0	0.03	702.72	0.00	100.10
30.0-31.0	8.71	651.03	1.24	92.74	77.0-78.0	0.02	702.74	0.00	100.11
31.0-32.0	7.19	658.22	1.02	93.76	78.0-79.0	0.01	702.76	0.00	100.11
32.0-33.0	5.97	664.19	0.85	94.61	79.0-80.0	0.01	702.76	0.00	100.11
33.0-34.0	4.99	669.18	0.71	95.32	80.0-81.0	0.01	702.77	0.00	100.11
34.0-35.0	4.18	673.36	0.60	95.92	81.0-82.0	0.00	702.78	0.00	100.11
35.0-36.0	3.48	676.84	0.50	96.42	82.0-83.0	0.00	702.78	0.00	100.11
36.0-37.0	2.88	679.71	0.41	96.83	83.0-84.0	0.00	702.78	0.00	100.11
37.0-38.0	2.42	682.13	0.34	97.17	84.0-85.0	0.00	702.78	0.00	100.11
38.0-39.0	2.11	684.24	0.30	97.47	85.0-86.0	0.00	702.78	0.00	100.11
39.0-40.0	1.92	686.17	0.27	97.74	86.0-87.0	0.00	702.78	0.00	100.11
40.0-41.0	1.80	687.97	0.26	98.00	87.0-88.0	0.00	702.78	0.00	100.11
41.0-42.0	1.71	689.68	0.24	98.25	88.0-89.0	0.00	702.78	0.00	100.11
42.0-43.0	1.62	691.31	0.23	98.48	89.0-90.0	0.00	702.78	0.00	100.11
43.0-44.0	1.52	692.83	0.22	98.69	90.0-91.0	0.00	702.78	0.00	100.11
44.0-45.0	1.40	694.23	0.20	98.89	91.0-92.0	0.00	702.78	0.00	100.11
45.0-46.0	1.27	695.50	0.18	99.07	92.0-93.0	0.00	702.78	0.00	100.11
46.0-47.0	1.12	696.63	0.16	99.23	93.0-94.0	0.00	702.78	0.00	100.11

# IES Indoor Report

Photometric Filename:AD12541 10W 1202C9 3090 ZHT35-36D 250.IES

## Zonal Flux Tabulation - (Cont.)

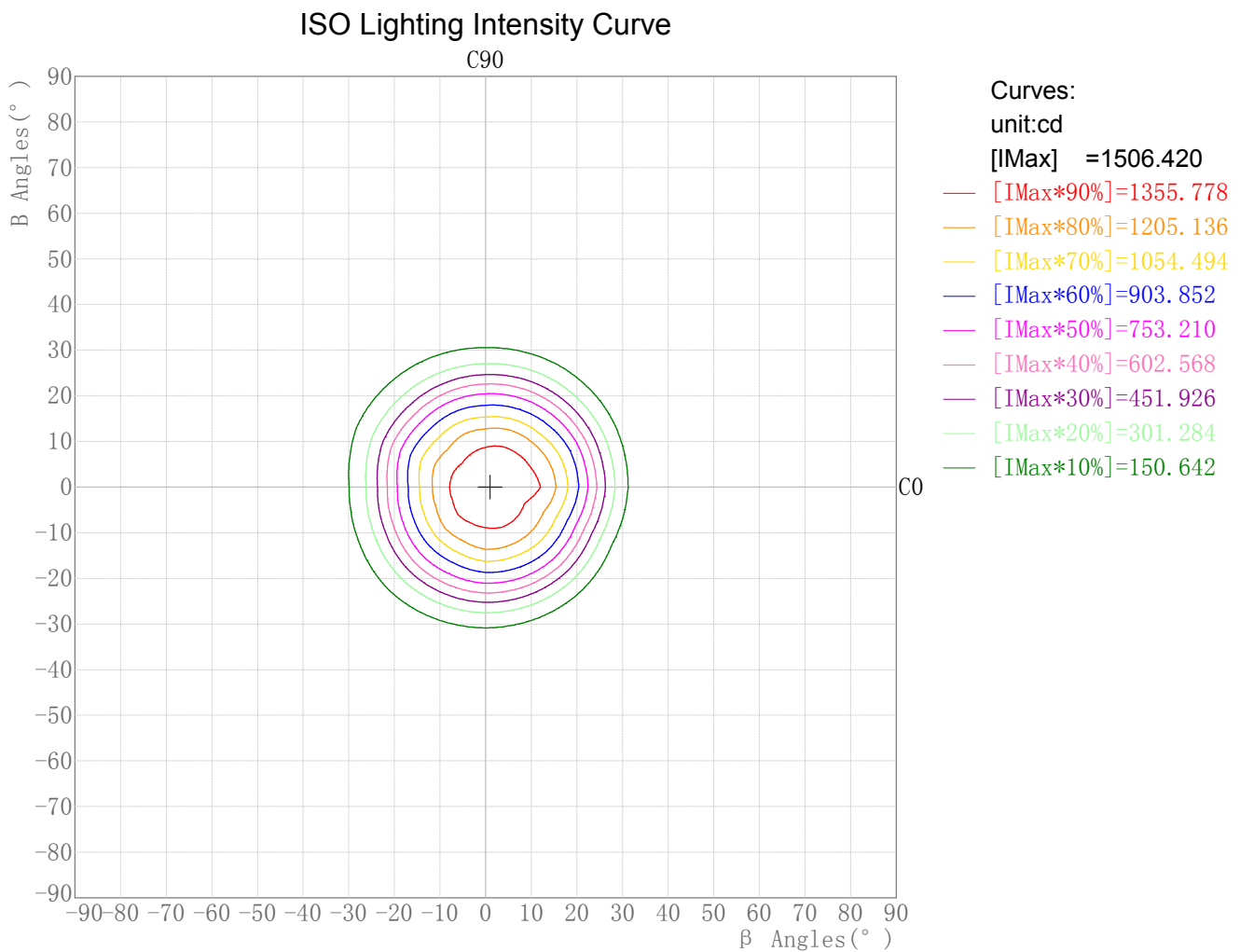
Zone (γ)	Zone Flux (lm)	Sums Flux (lm)	Zone%Lamp	Sums%Lamp	Zone (γ)	Zone Flux (lm)	Sums Flux (lm)	Zone%Lamp	Sums%Lamp
94.0-95.0	0.00	702.78	0.00	100.11	141.0-142.0	0.00	702.78	0.00	100.11
95.0-96.0	0.00	702.78	0.00	100.11	142.0-143.0	0.00	702.78	0.00	100.11
96.0-97.0	0.00	702.78	0.00	100.11	143.0-144.0	0.00	702.78	0.00	100.11
97.0-98.0	0.00	702.78	0.00	100.11	144.0-145.0	0.00	702.78	0.00	100.11
98.0-99.0	0.00	702.78	0.00	100.11	145.0-146.0	0.00	702.78	0.00	100.11
99.0-100.0	0.00	702.78	0.00	100.11	146.0-147.0	0.00	702.78	0.00	100.11
100.0-101.0	0.00	702.78	0.00	100.11	147.0-148.0	0.00	702.78	0.00	100.11
101.0-102.0	0.00	702.78	0.00	100.11	148.0-149.0	0.00	702.78	0.00	100.11
102.0-103.0	0.00	702.78	0.00	100.11	149.0-150.0	0.00	702.78	0.00	100.11
103.0-104.0	0.00	702.78	0.00	100.11	150.0-151.0	0.00	702.78	0.00	100.11
104.0-105.0	0.00	702.78	0.00	100.11	151.0-152.0	0.00	702.78	0.00	100.11
105.0-106.0	0.00	702.78	0.00	100.11	152.0-153.0	0.00	702.78	0.00	100.11
106.0-107.0	0.00	702.78	0.00	100.11	153.0-154.0	0.00	702.78	0.00	100.11
107.0-108.0	0.00	702.78	0.00	100.11	154.0-155.0	0.00	702.78	0.00	100.11
108.0-109.0	0.00	702.78	0.00	100.11	155.0-156.0	0.00	702.78	0.00	100.11
109.0-110.0	0.00	702.78	0.00	100.11	156.0-157.0	0.00	702.78	0.00	100.11
110.0-111.0	0.00	702.78	0.00	100.11	157.0-158.0	0.00	702.78	0.00	100.11
111.0-112.0	0.00	702.78	0.00	100.11	158.0-159.0	0.00	702.78	0.00	100.11
112.0-113.0	0.00	702.78	0.00	100.11	159.0-160.0	0.00	702.78	0.00	100.11
113.0-114.0	0.00	702.78	0.00	100.11	160.0-161.0	0.00	702.78	0.00	100.11
114.0-115.0	0.00	702.78	0.00	100.11	161.0-162.0	0.00	702.78	0.00	100.11
115.0-116.0	0.00	702.78	0.00	100.11	162.0-163.0	0.00	702.78	0.00	100.11
116.0-117.0	0.00	702.78	0.00	100.11	163.0-164.0	0.00	702.78	0.00	100.11
117.0-118.0	0.00	702.78	0.00	100.11	164.0-165.0	0.00	702.78	0.00	100.11
118.0-119.0	0.00	702.78	0.00	100.11	165.0-166.0	0.00	702.78	0.00	100.11
119.0-120.0	0.00	702.78	0.00	100.11	166.0-167.0	0.00	702.78	0.00	100.11
120.0-121.0	0.00	702.78	0.00	100.11	167.0-168.0	0.00	702.78	0.00	100.11
121.0-122.0	0.00	702.78	0.00	100.11	168.0-169.0	0.00	702.78	0.00	100.11
122.0-123.0	0.00	702.78	0.00	100.11	169.0-170.0	0.00	702.78	0.00	100.11
123.0-124.0	0.00	702.78	0.00	100.11	170.0-171.0	0.00	702.78	0.00	100.11
124.0-125.0	0.00	702.78	0.00	100.11	171.0-172.0	0.00	702.78	0.00	100.11
125.0-126.0	0.00	702.78	0.00	100.11	172.0-173.0	0.00	702.78	0.00	100.11
126.0-127.0	0.00	702.78	0.00	100.11	173.0-174.0	0.00	702.78	0.00	100.11
127.0-128.0	0.00	702.78	0.00	100.11	174.0-175.0	0.00	702.78	0.00	100.11
128.0-129.0	0.00	702.78	0.00	100.11	175.0-176.0	0.00	702.78	0.00	100.11
129.0-130.0	0.00	702.78	0.00	100.11	176.0-177.0	0.00	702.78	0.00	100.11
130.0-131.0	0.00	702.78	0.00	100.11	177.0-178.0	0.00	702.78	0.00	100.11
131.0-132.0	0.00	702.78	0.00	100.11	178.0-179.0	0.00	702.78	0.00	100.11
132.0-133.0	0.00	702.78	0.00	100.11	179.0-180.0	0.00	702.78	0.00	100.11
133.0-134.0	0.00	702.78	0.00	100.11					
134.0-135.0	0.00	702.78	0.00	100.11					
135.0-136.0	0.00	702.78	0.00	100.11					
136.0-137.0	0.00	702.78	0.00	100.11					
137.0-138.0	0.00	702.78	0.00	100.11					
138.0-139.0	0.00	702.78	0.00	100.11					
139.0-140.0	0.00	702.78	0.00	100.11					
140.0-141.0	0.00	702.78	0.00	100.11					

# IES Indoor Report

Photometric Filename:AD12541 10W 1202C9 3090 ZHT35-36D 250.IES

## Rectangle ISO Lighting Intensity Diagram

Lum. Name: AW12541	Lum. Catalog: Down Light	Test ID:
Lamp Name: 1202C9	Lamp Catalog: COB	Test Lab: Test
Manufacture:	Test Machine: GON-2000	Test Date: 2023/07/18

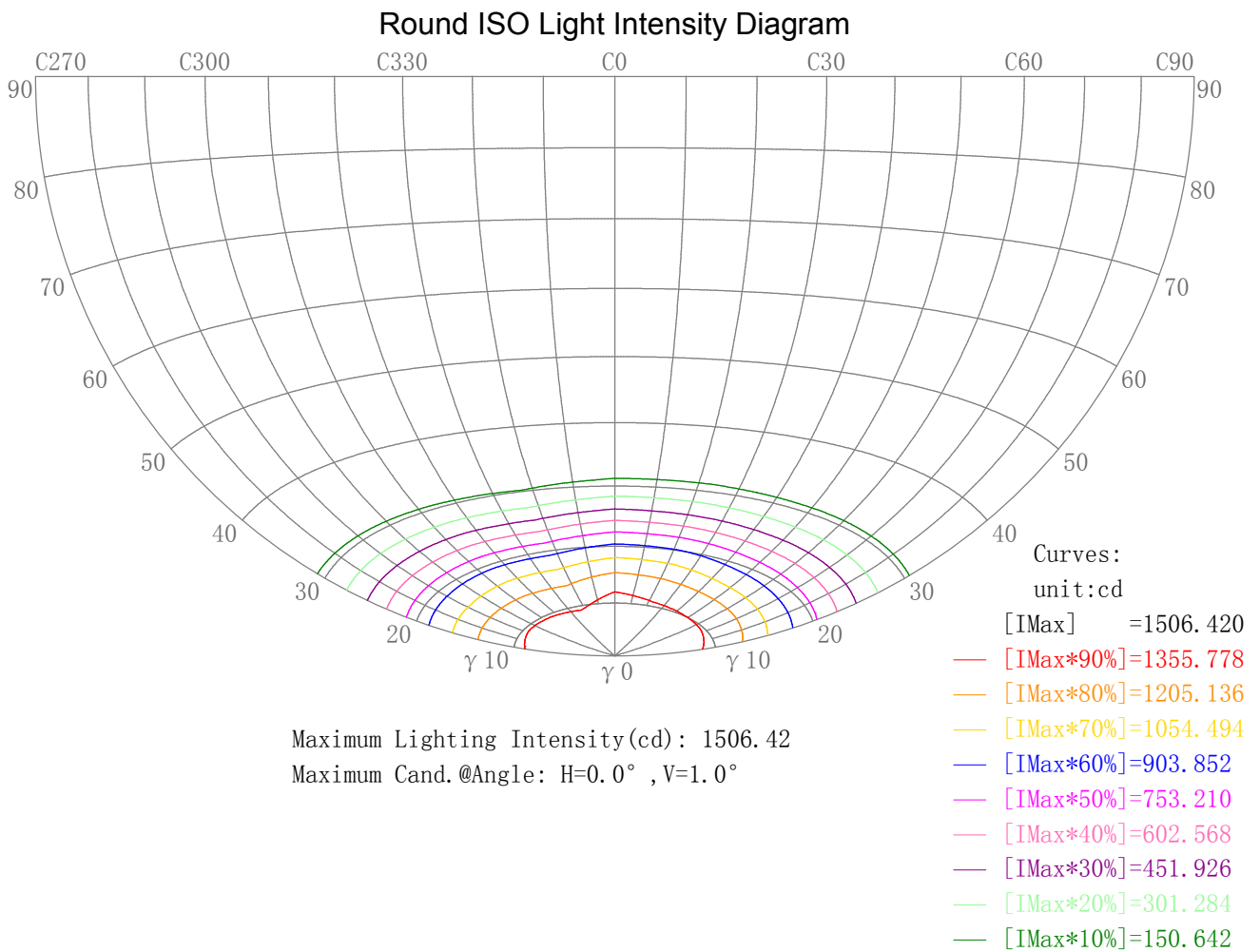


# IES Indoor Report

Photometric Filename:AD12541 10W 1202C9 3090 ZHT35-36D 250.IES

## Round ISO Lighting Intensity Diagram

Lum. Name: AW12541	Lum. Catalog: Down Light	Test ID:
Lamp Name: 1202C9	Lamp Catalog: COB	Test Lab: Test
Manufacture:	Test Machine: GON-2000	Test Date: 2023/07/18



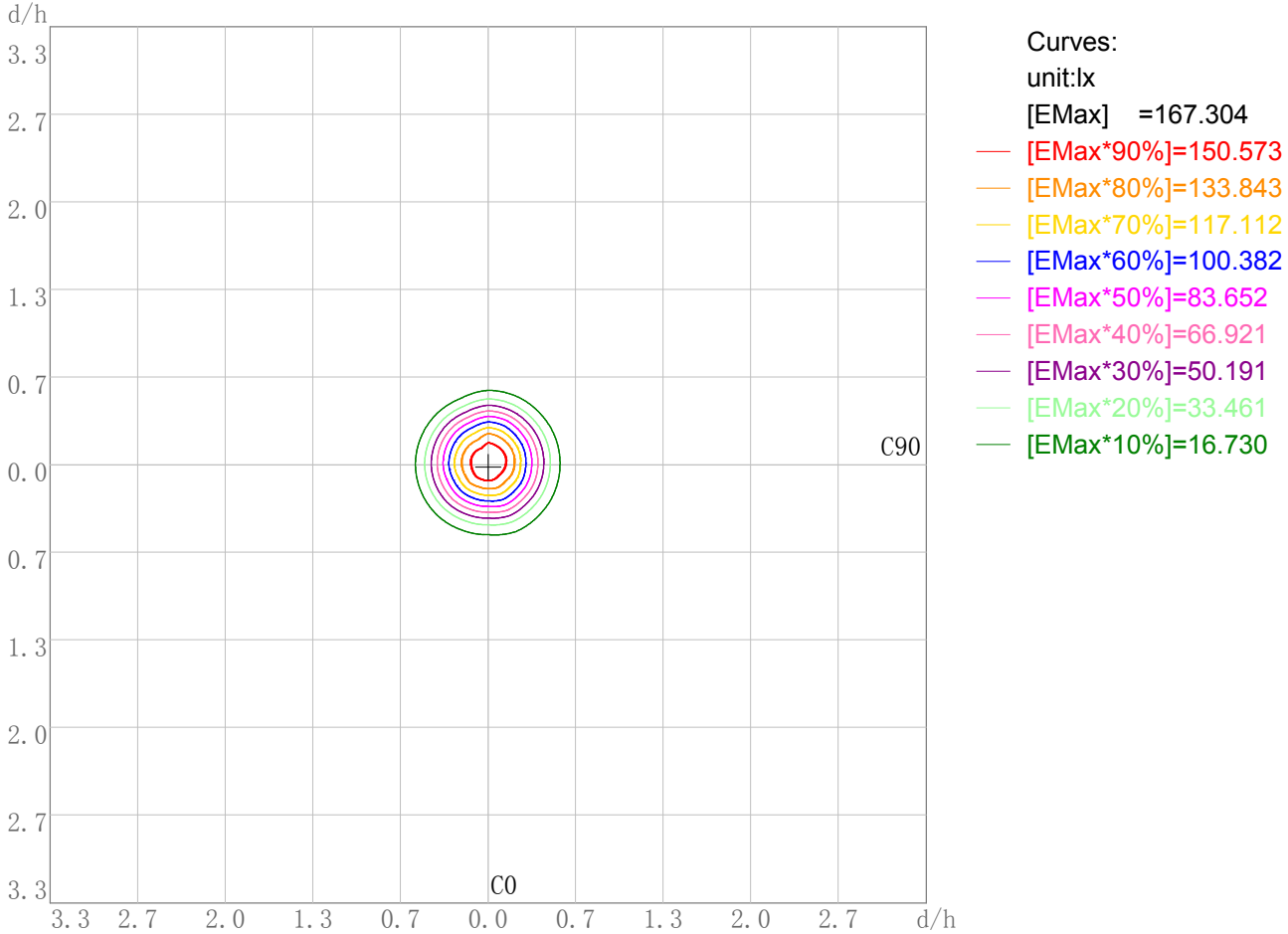
**IES Indoor Report**

**Photometric Filename:AD12541 10W 1202C9 3090 ZHT35-36D 250.IES**

**Plane ISO-Illuminance Diagram**

Lum. Name: AW12541	Lum. Catalog: Down Light	Test ID:
Lamp Name: 1202C9	Lamp Catalog: COB	Test Lab: Test
Manufacture:	Test Machine: GON-2000	Test Date: 2023/07/18

Plane ISO-Illuminance Curve



Working Plane Luminaire Mounting Height(m): 3.00  
Working Plane Maximum Illuminance(lx): 167.30  
Working Plane Maximum Illuminance Position(d/h):H0.0 V0.0



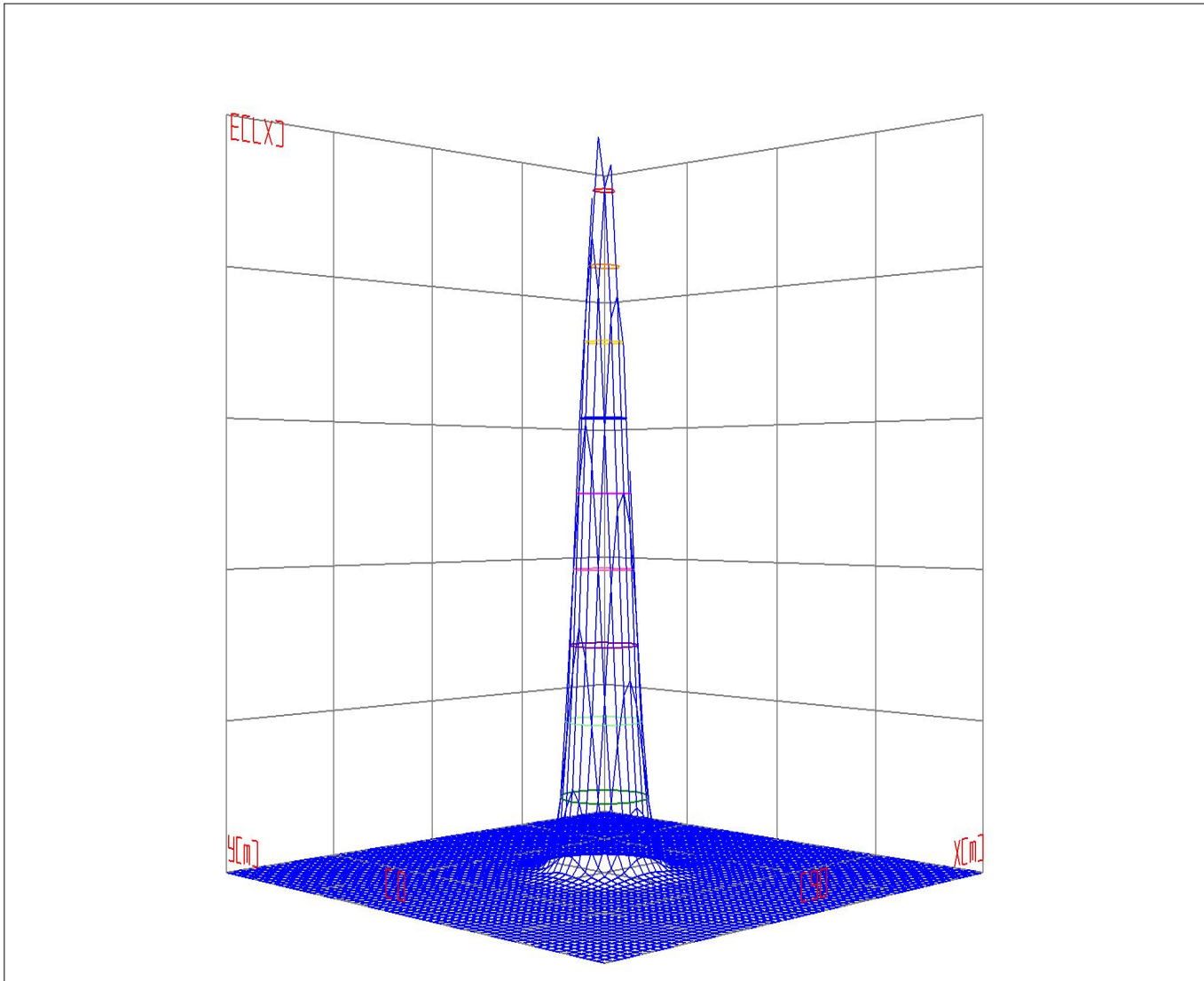
**IES Indoor Report**

**Photometric Filename:AD12541 10W 1202C9 3090 ZHT35-36D 250.IES**

**3D Plane ISO Illuminance Diagram**

Lum. Name: AW12541	Lum. Catalog: Down Light	Test ID:
Lamp Name: 1202C9	Lamp Catalog: COB	Test Lab: Test
Manufacture:	Test Machine: GON-2000	Test Date: 2023/07/18

**3D Plane Illuminance Modal**



Curves: 3D Model — 90% — 80% — 70% — 60% — 50% — 40% — 30% — 20% — 10% —  
View Angles(deg): 0 Height(m): 3.0 Distance(m): 10.0

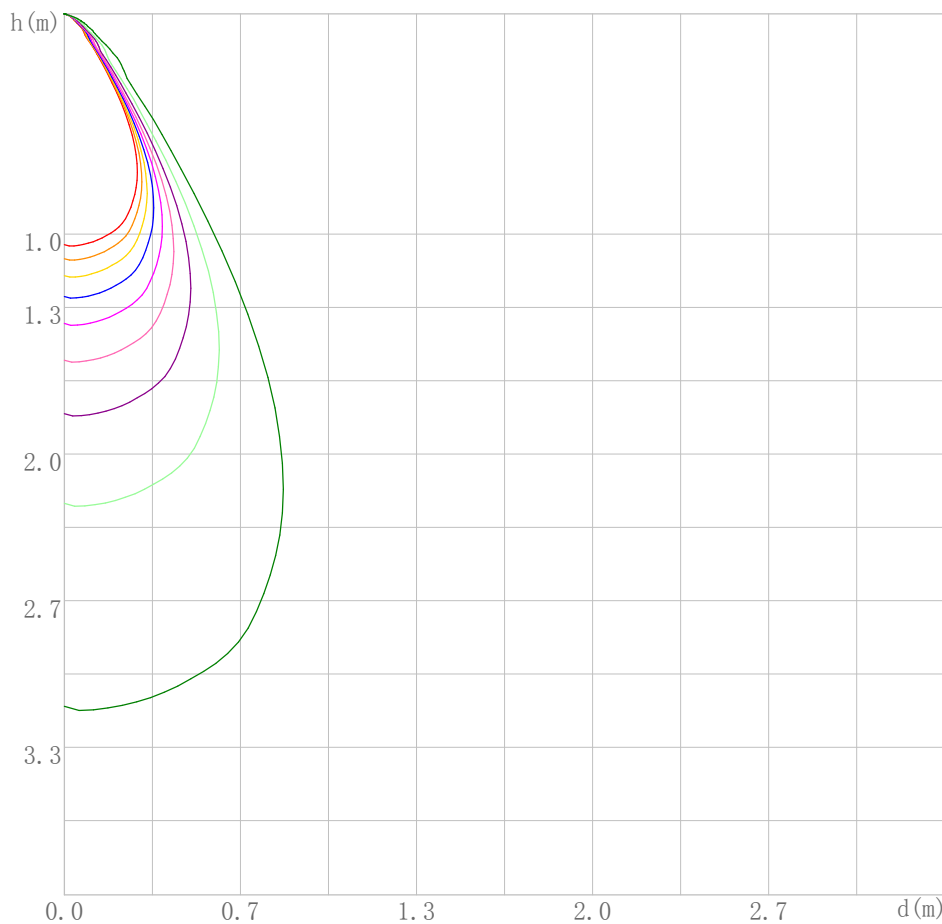
# IES Indoor Report

Photometric Filename:AD12541 10W 1202C9 3090 ZHT35-36D 250.IES

## Space ISO Illuminance Diagram

Lum. Name: AW12541	Lum. Catalog: Down Light	Test ID:
Lamp Name: 1202C9	Lamp Catalog: COB	Test Lab: Test
Manufacture:	Test Machine: GON-2000	Test Date: 2023/07/18

### Space ISO Illuminance Curve



- Curves:  
[Unit: lx]  
[EMax] =1505.732
- [EMax\*90%]=1355.159
  - [EMax\*80%]=1204.585
  - [EMax\*70%]=1054.012
  - [EMax\*60%]=903.439
  - [EMax\*50%]=752.866
  - [EMax\*40%]=602.293
  - [EMax\*30%]=451.720
  - [EMax\*20%]=301.146
  - [EMax\*10%]=150.573

Space Plane Maximum Illuminance and @Angle:1505.73lx,1.0deg  
Plane Maximum Lighting Intensity and @Angle:1506.420cd,0deg

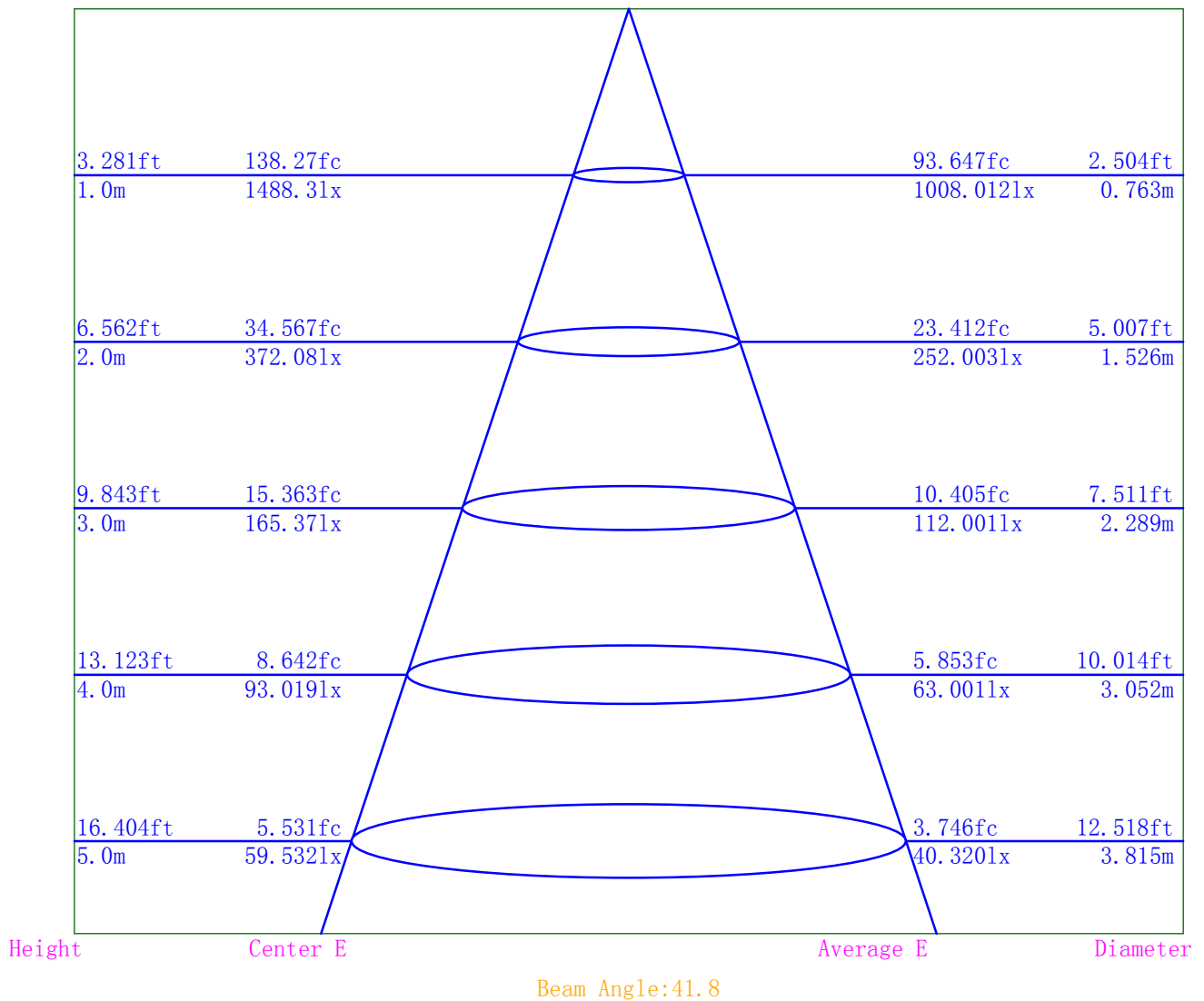
# IES Indoor Report

Photometric Filename:AD12541 10W 1202C9 3090 ZHT35-36D 250.IES

## Illuminance-Distance Diagram

Lum. Name: AW12541	Lum. Catalog: Down Light	Test ID:
Lamp Name: 1202C9	Lamp Catalog: COB	Test Lab: Test
Manufacture:	Test Machine: GON-2000	Test Date: 2023/07/18

Illuminance-Distance Curve



# IES Indoor Report

Photometric Filename:AD12541 10W 1202C9 3090 ZHT35-36D 250.IES

## Indoor Luminance Limiting Curves

Lum. Name: AW12541	Lum. Catalog: Down Light	Test ID:
Lamp Name: 1202C9	Lamp Catalog: COB	Test Lab: Test
Manufacture:	Test Machine:GON-2000	Test Date: 2023/07/18

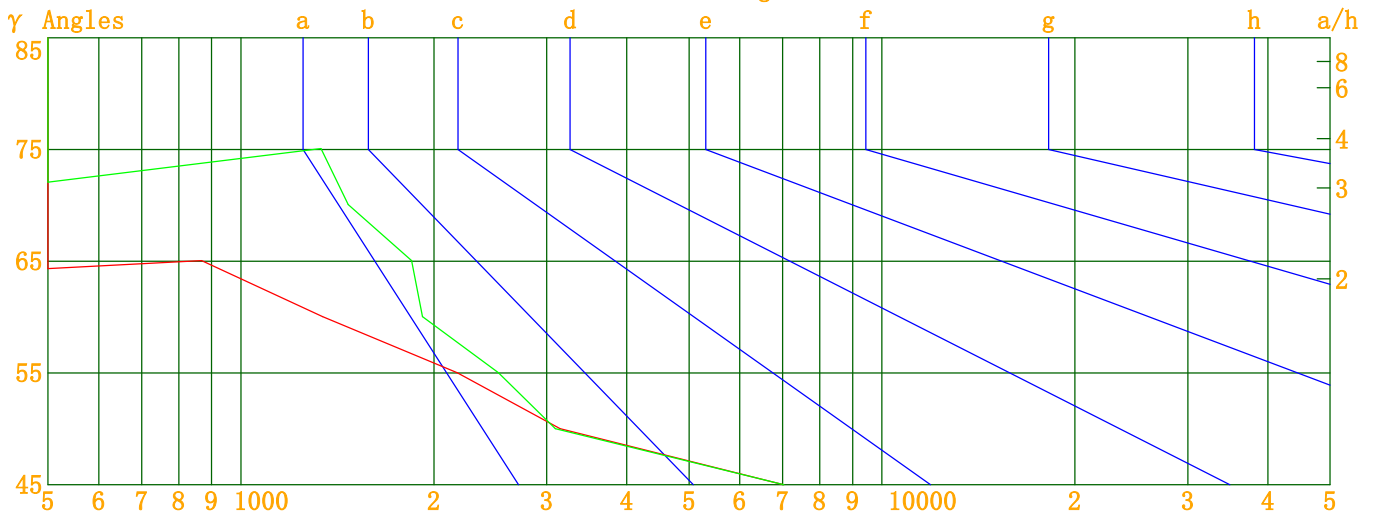
Glare Grade Table

GI	Quality	Using Illuminance							
		a	b	c	d	e	f	g	h
1.15	A	2000	1000	500	<=300				
1.5	B		2000	1000	500	<=300			
1.85	C			2000	1000	500	<=300		
2.2	D				2000	1000	500	<=300	
2.55	E	a				2000	1000	500	<=300
			b	c	d	e	f	g	h

Luminance Table

Gama(deg)	45	50	55	60	65	70	75	80	85
C0	7024	3146	2174	1341	869	21	0	0	0
C90	7035	3095	2522	1919	1847	1471	1334	264	0

Luminance Limiting Curve



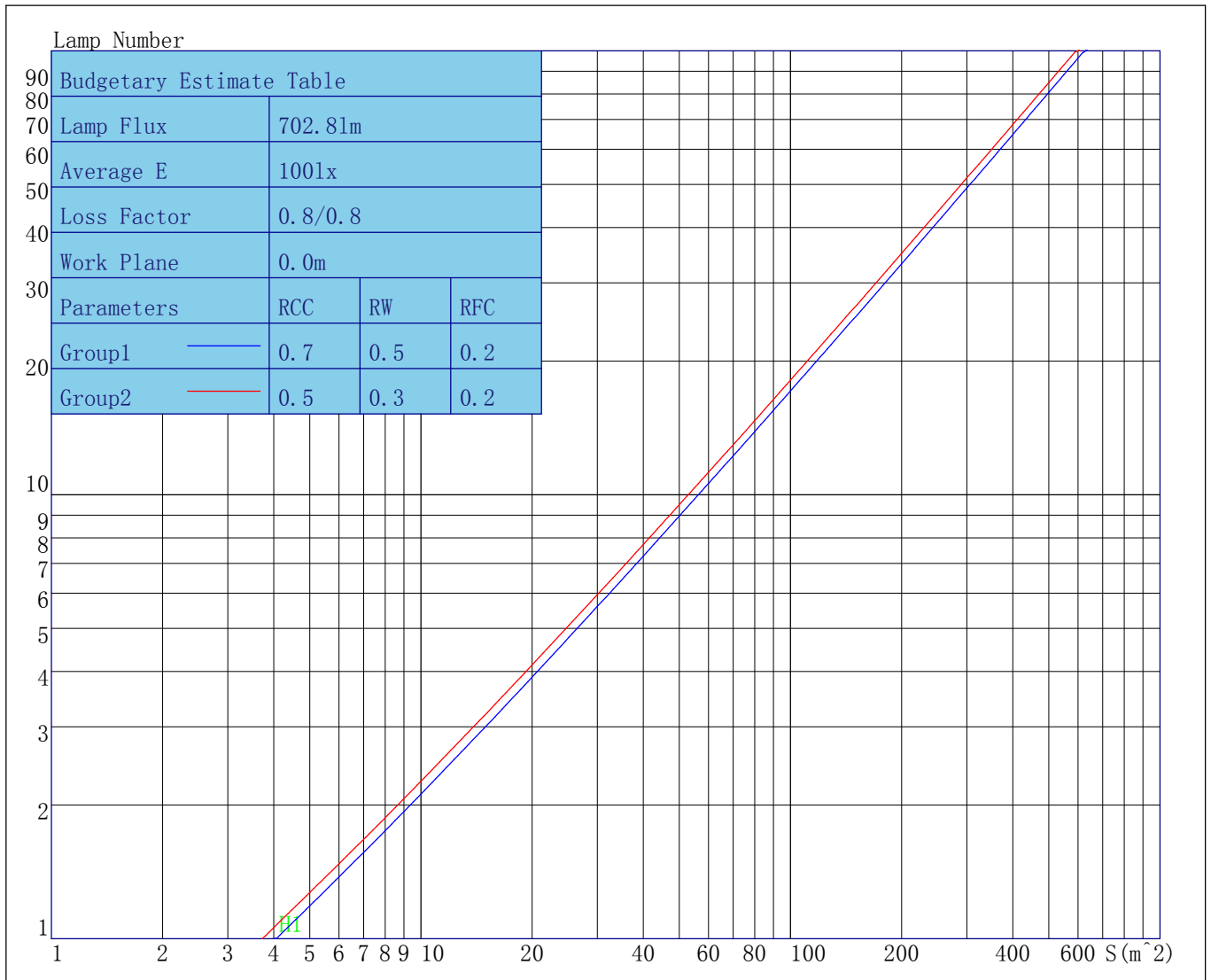
Luminous Size: Length(m)=-0.066 Width(m)=-0.066 Height(m)=0.000 Area(m^2)=0.003421  
 Luminous Type: Without Luminous Side  
 Luminous Curves: C0-C180 Color: — C90-C270 Color: —

# IES Indoor Report

Photometric Filename: AD12541 10W 1202C9 3090 ZHT35-36D 250.IES

## Indoor Budgetary Estimate Table

Lum. Name: AW12541	Lum. Catalog: Down Light	Test ID:
Lamp Name: 1202C9	Lamp Catalog: COB	Test Lab: Test
Manufacture:	Test Machine: GON-2000	Test Date: 2023/07/18



Parameters1: Rhocc = 0.7 Rhow = 0.5 Rhofc = 0.2 LLF = 0.8  
 Parameters2: Rhocc = 0.5 Rhow = 0.3 Rhofc = 0.2 LLF = 0.8  
 Average Illuminance(lx): 100 Cavity Height: H1(m) = 2

# IES Indoor Report

Photometric Filename:AD12541 10W 1202C9 3090 ZHT35-36D 250.IES

## Indoor Coefficient of Utilization Table

Lum. Name: AW12541	Lum. Catalog: Down Light	Test ID:
Lamp Name: 1202C9	Lamp Catalog: COB	Test Lab: Test
Manufacture:	Test Machine:GON-2000	Test Date: 2023/07/18

Coefficients of Utilization - Zonal Cavity Method																		
Coef.	Effective Floor Cavity Reflectance RFC=0.20																	
RhoCC (%)	80				70				50			30			10			0
RhoW (%)	70	50	30	10	70	50	30	10	50	30	10	50	30	10	50	30	10	0
RCR	Coefficient of Utilization(%)																	
0	119	119	119	119	116	116	116	116	111	111	111	107	107	107	102	102	102	100
1	115	112	110	108	112	110	108	106	106	104	103	102	101	100	99	98	97	95
2	110	106	102	100	108	104	101	99	101	99	96	98	96	94	95	94	92	91
3	106	100	96	93	104	99	95	92	96	93	91	94	91	89	92	90	88	87
4	102	95	91	87	100	94	90	87	92	89	86	90	87	85	89	86	84	83
5	98	91	86	82	96	90	85	82	88	84	81	87	83	81	85	82	80	79
6	94	87	82	78	93	86	81	78	85	80	77	83	80	77	82	79	76	75
7	91	83	78	74	89	82	78	74	81	77	74	80	76	74	79	76	73	72
8	87	79	74	71	86	79	74	71	78	74	71	77	73	70	76	73	70	69
9	84	76	71	68	83	76	71	68	75	71	68	74	70	67	73	70	67	66
10	81	73	68	65	80	73	68	65	72	68	65	71	67	65	71	67	65	64

# IES Indoor Report

Photometric Filename:AD12541 10W 1202C9 3090 ZHT35-36D 250.IES

## Unified Glare Rating Table

Lum. Name: AW12541	Lum. Catalog: Down Light	Test ID:
Lamp Name: 1202C9	Lamp Catalog: COB	Test Lab: Test
Manufacture:	Test Machine:GON-2000	Test Date: 2023/07/18

## Unified Glare Rating Table

Ceiling RCC	0.70	0.70	0.50	0.50	0.30	0.70	0.70	0.50	0.50	0.30	
Wall RW	0.50	0.30	0.50	0.30	0.30	0.50	0.30	0.50	0.30	0.30	
Floor RFC	0.20	0.20	0.20	0.20	0.20	0.20	0.20	0.20	0.20	0.20	
Room Size	Vewed crosswise					Vewed endwise					
X=2H	Y=2H	11.0	11.9	11.4	12.2	12.6	11.5	12.4	11.8	12.7	13.0
	Y=3H	10.8	11.6	11.2	12.0	12.3	11.4	12.2	11.8	12.6	12.9
	Y=4H	10.7	11.4	11.1	11.8	12.2	11.4	12.1	11.8	12.5	12.9
	Y=6H	10.6	11.3	11.0	11.6	12.0	11.3	11.9	11.7	12.3	12.7
	Y=8H	10.5	11.2	11.0	11.6	12.0	11.2	11.8	11.6	12.2	12.6
	Y=12H	10.5	11.1	10.9	11.5	11.9	11.1	11.7	11.6	12.1	12.6
X=4H	Y=2H	10.7	11.5	11.1	11.8	12.2	11.2	12.0	11.7	12.3	12.7
	Y=3H	10.5	11.1	10.9	11.5	11.9	11.2	11.8	11.6	12.2	12.6
	Y=4H	10.4	10.9	10.8	11.4	11.8	11.2	11.7	11.6	12.1	12.6
	Y=6H	10.3	10.7	10.7	11.2	11.7	11.1	11.5	11.5	12.0	12.5
	Y=8H	10.2	10.6	10.7	11.1	11.6	11.0	11.4	11.5	11.9	12.4
	Y=12H	10.1	10.5	10.6	11.0	11.5	10.9	11.3	11.4	11.8	12.3
X=8H	Y=4H	10.2	10.6	10.7	11.1	11.6	11.0	11.4	11.5	11.9	12.4
	Y=6H	10.1	10.4	10.6	10.9	11.4	10.9	11.2	11.4	11.7	12.3
	Y=8H	10.0	10.3	10.5	10.8	11.3	10.8	11.1	11.4	11.6	12.1
	Y=12H	9.9	10.2	10.5	10.7	11.3	10.8	11.0	11.3	11.5	12.1
X=12H	Y=4H	10.1	10.5	10.6	11.0	11.5	10.9	11.3	11.4	11.8	12.3
	Y=6H	10.0	10.3	10.5	10.8	11.3	10.8	11.1	11.4	11.6	12.2
	Y=8H	9.9	10.2	10.5	10.7	11.3	10.8	11.0	11.3	11.5	12.1
Variations with the objverer position at spacings											
S=1.0H	0.0/0.0					2.9/-4.9					
S=1.5H	6.8/0.0					1.9/-5.0					
S=2.0H	7.2/0.0					2.8/-3.8					
Reduced UGR Table:											
Nordic Standard Table:	BKO					BKO					
Correction Value	0.0					0.2					

o the CIE Pub. 117, data has been corrected, refers to the lamp's lumens 8.2flm.

# IES Indoor Report

Photometric Filename:AD12541 10W 1202C9 3090 ZHT35-36D 250.IES

## Candela Tabulation

V/H	C0.0	C22.5	C45.0	C67.5	C90.0	C112.5	C135.0	C157.5	C180.0	C202.5	C225.0	C247.5
γ 0.0	1488.31	1488.31	1488.31	1488.31	1488.31	1488.31	1488.31	1488.31	1488.31	1488.31	1488.31	1488.31
γ 1.0	1506.42	1497.02	1491.58	1486.15	1481.73	1478.97	1476.95	1474.86	1497.37	1491.29	1491.05	1488.43
γ 2.0	1505.90	1496.40	1489.52	1481.91	1474.48	1470.80	1467.77	1468.07	1487.12	1484.10	1486.31	1484.49
γ 3.0	1501.99	1493.32	1485.95	1476.24	1465.18	1458.79	1454.83	1457.14	1473.10	1472.55	1477.27	1476.21
γ 4.0	1495.43	1487.58	1480.43	1468.30	1453.30	1443.25	1437.86	1441.51	1455.01	1455.99	1463.03	1462.80
γ 5.0	1486.24	1478.70	1470.78	1457.39	1439.06	1424.52	1416.24	1421.98	1433.80	1434.90	1444.38	1444.63
γ 6.0	1474.86	1465.99	1457.44	1443.11	1421.65	1403.16	1392.10	1399.92	1409.47	1410.06	1422.43	1422.92
γ 7.0	1461.21	1449.30	1439.25	1424.52	1400.74	1379.92	1365.46	1376.20	1382.61	1381.46	1398.11	1397.89
γ 8.0	1444.94	1428.44	1416.41	1401.27	1376.17	1354.94	1336.46	1349.74	1352.42	1349.61	1371.78	1370.30
γ 9.0	1424.80	1403.98	1388.85	1373.81	1348.06	1326.93	1304.45	1320.37	1318.13	1314.66	1343.07	1340.70
γ 10.0	1405.81	1377.05	1359.14	1342.92	1316.19	1296.22	1268.93	1287.40	1279.02	1276.56	1311.52	1308.67
γ 11.0	1383.87	1349.67	1329.47	1311.92	1281.32	1263.35	1230.50	1250.76	1235.47	1235.89	1275.71	1273.80
γ 12.0	1356.64	1322.98	1299.92	1277.88	1241.32	1227.22	1192.34	1211.52	1189.54	1192.53	1234.81	1236.82
γ 13.0	1324.17	1291.77	1261.00	1233.91	1192.39	1183.56	1150.06	1169.60	1139.38	1144.97	1187.48	1195.50
γ 14.0	1281.77	1250.12	1209.00	1179.20	1135.18	1130.13	1101.65	1123.23	1083.86	1091.93	1132.59	1145.46
γ 15.0	1230.36	1199.56	1149.91	1118.20	1074.12	1071.37	1048.24	1071.53	1024.55	1034.46	1072.26	1087.29
γ 16.0	1174.33	1144.85	1087.94	1053.47	1012.27	1009.83	992.87	1014.75	963.37	974.93	1009.86	1025.45
γ 17.0	1117.12	1088.61	1028.17	990.74	953.39	949.29	934.87	955.65	901.48	914.91	948.94	963.30
γ 18.0	1058.97	1032.29	970.88	931.69	898.25	890.88	876.13	895.16	838.96	855.35	890.24	904.32
γ 19.0	997.29	973.87	913.07	873.85	842.05	831.34	816.20	833.19	774.96	794.34	832.78	846.96
γ 20.0	931.78	910.01	850.84	812.67	781.29	767.76	751.36	768.26	707.57	729.82	772.63	788.18
γ 21.0	862.35	839.74	783.89	745.56	715.60	699.20	683.19	699.77	639.14	661.65	708.06	726.24
γ 22.0	787.26	764.09	712.16	674.45	645.26	626.39	611.42	628.50	568.30	590.32	639.36	660.78
γ 23.0	710.78	685.51	636.89	601.29	571.51	552.01	539.74	556.34	498.82	518.54	568.08	591.32
γ 24.0	632.33	605.52	559.34	526.52	497.10	479.77	470.15	485.22	430.88	448.87	495.33	519.66
γ 25.0	551.66	525.44	482.22	452.93	425.36	411.34	404.11	417.99	367.73	383.40	424.49	448.05
γ 26.0	471.65	447.66	409.17	383.73	359.80	348.61	343.84	357.30	311.18	323.73	358.93	379.73
γ 27.0	395.46	375.05	342.09	321.04	301.96	294.15	291.48	303.54	260.85	270.97	300.11	317.13
γ 28.0	324.09	309.25	281.57	266.11	251.25	246.97	245.00	256.16	217.12	225.29	248.72	261.56
γ 29.0	260.27	250.25	228.68	217.40	206.82	205.30	204.67	214.76	179.22	185.97	204.85	213.99
γ 30.0	204.94	198.91	182.92	175.45	168.55	169.12	169.24	178.84	147.08	152.80	167.96	174.09
γ 31.0	159.10	156.68	145.40	140.88	136.28	138.56	139.76	148.14	120.14	124.91	136.98	140.91
γ 32.0	123.40	124.14	116.33	113.73	110.42	113.16	114.60	122.14	97.95	102.03	111.71	113.49
γ 33.0	98.38	99.91	94.21	92.39	90.40	92.53	94.13	100.34	80.29	83.87	91.37	92.00
γ 34.0	79.24	80.64	75.71	74.18	73.26	75.76	77.79	83.06	66.43	69.36	76.23	76.00
γ 35.0	63.19	64.35	59.74	58.37	58.31	61.61	64.12	69.23	54.90	57.72	63.97	63.95
γ 36.0	49.68	50.74	46.93	45.61	46.20	48.88	51.75	57.45	44.18	47.84	53.42	53.55
γ 37.0	39.07	40.13	37.73	36.87	37.51	39.18	41.70	47.07	35.64	39.47	44.27	44.56
γ 38.0	31.85	33.14	32.41	31.92	32.62	33.36	35.19	39.13	29.43	32.83	36.83	37.16
γ 39.0	27.65	28.91	29.20	28.98	29.94	30.07	31.19	34.11	25.80	28.42	31.52	32.03
γ 40.0	25.37	25.99	27.04	26.82	27.76	27.76	28.70	31.06	23.53	25.81	28.27	28.80
γ 41.0	23.75	23.94	24.86	25.00	26.08	26.10	27.39	29.03	21.63	24.13	26.17	26.69
γ 42.0	22.02	21.98	22.85	22.98	24.36	24.52	25.91	27.38	20.25	22.71	24.54	25.12
γ 43.0	20.57	19.92	20.58	20.95	22.61	23.01	24.20	25.97	18.69	20.99	22.96	23.51
γ 44.0	18.84	17.80	18.30	18.38	20.03	21.74	23.06	24.52	17.37	19.23	21.11	21.88
γ 45.0	16.99	15.22	15.26	15.89	17.02	19.39	21.59	22.96	15.90	17.61	19.20	20.11
γ 46.0	14.28	12.75	13.06	13.48	14.68	17.03	19.00	21.51	14.14	15.79	17.83	18.26







# IES Indoor Report

Photometric Filename:AD12541 10W 1202C9 3090 ZHT35-36D 250.IES

## Candela Tabulation - (Cont.)

V/H	C0.0	C22.5	C45.0	C67.5	C90.0	C112.5	C135.0	C157.5	C180.0	C202.5	C225.0	C247.5
γ 141.0	0.00	0.00	0.00	0.00	0.00	0.00	0.00	0.00	0.00	0.00	0.00	0.00
γ 142.0	0.00	0.00	0.00	0.00	0.00	0.00	0.00	0.00	0.00	0.00	0.00	0.00
γ 143.0	0.00	0.00	0.00	0.00	0.00	0.00	0.00	0.00	0.00	0.00	0.00	0.00
γ 144.0	0.00	0.00	0.00	0.00	0.00	0.00	0.00	0.00	0.00	0.00	0.00	0.00
γ 145.0	0.00	0.00	0.00	0.00	0.00	0.00	0.00	0.00	0.00	0.00	0.00	0.00
γ 146.0	0.00	0.00	0.00	0.00	0.00	0.00	0.00	0.00	0.00	0.00	0.00	0.00
γ 147.0	0.00	0.00	0.00	0.00	0.00	0.00	0.00	0.00	0.00	0.00	0.00	0.00
γ 148.0	0.00	0.00	0.00	0.00	0.00	0.00	0.00	0.00	0.00	0.00	0.00	0.00
γ 149.0	0.00	0.00	0.00	0.00	0.00	0.00	0.00	0.00	0.00	0.00	0.00	0.00
γ 150.0	0.00	0.00	0.00	0.00	0.00	0.00	0.00	0.00	0.00	0.00	0.00	0.00
γ 151.0	0.00	0.00	0.00	0.00	0.00	0.00	0.00	0.00	0.00	0.00	0.00	0.00
γ 152.0	0.00	0.00	0.00	0.00	0.00	0.00	0.00	0.00	0.00	0.00	0.00	0.00
γ 153.0	0.00	0.00	0.00	0.00	0.00	0.00	0.00	0.00	0.00	0.00	0.00	0.00
γ 154.0	0.00	0.00	0.00	0.00	0.00	0.00	0.00	0.00	0.00	0.00	0.00	0.00
γ 155.0	0.00	0.00	0.00	0.00	0.00	0.00	0.00	0.00	0.00	0.00	0.00	0.00
γ 156.0	0.00	0.00	0.00	0.00	0.00	0.00	0.00	0.00	0.00	0.00	0.00	0.00
γ 157.0	0.00	0.00	0.00	0.00	0.00	0.00	0.00	0.00	0.00	0.00	0.00	0.00
γ 158.0	0.00	0.00	0.00	0.00	0.00	0.00	0.00	0.00	0.00	0.00	0.00	0.00
γ 159.0	0.00	0.00	0.00	0.00	0.00	0.00	0.00	0.00	0.00	0.00	0.00	0.00
γ 160.0	0.00	0.00	0.00	0.00	0.00	0.00	0.00	0.00	0.00	0.00	0.00	0.00
γ 161.0	0.00	0.00	0.00	0.00	0.00	0.00	0.00	0.00	0.00	0.00	0.00	0.00
γ 162.0	0.00	0.00	0.00	0.00	0.00	0.00	0.00	0.00	0.00	0.00	0.00	0.00
γ 163.0	0.00	0.00	0.00	0.00	0.00	0.00	0.00	0.00	0.00	0.00	0.00	0.00
γ 164.0	0.00	0.00	0.00	0.00	0.00	0.00	0.00	0.00	0.00	0.00	0.00	0.00
γ 165.0	0.00	0.00	0.00	0.00	0.00	0.00	0.00	0.00	0.00	0.00	0.00	0.00
γ 166.0	0.00	0.00	0.00	0.00	0.00	0.00	0.00	0.00	0.00	0.00	0.00	0.00
γ 167.0	0.00	0.00	0.00	0.00	0.00	0.00	0.00	0.00	0.00	0.00	0.00	0.00
γ 168.0	0.00	0.00	0.00	0.00	0.00	0.00	0.00	0.00	0.00	0.00	0.00	0.00
γ 169.0	0.00	0.00	0.00	0.00	0.00	0.00	0.00	0.01	0.00	0.00	0.00	0.00
γ 170.0	0.00	0.00	0.00	0.00	0.00	0.00	0.00	0.00	0.00	0.00	0.00	0.00
γ 171.0	0.00	0.00	0.00	0.00	0.00	0.00	0.00	0.00	0.00	0.00	0.00	0.00
γ 172.0	0.00	0.00	0.00	0.00	0.00	0.00	0.00	0.10	0.00	0.00	0.00	0.00
γ 173.0	0.00	0.00	0.00	0.00	0.00	0.00	0.01	0.07	0.00	0.00	0.00	0.00
γ 174.0	0.00	0.00	0.00	0.00	0.00	0.00	0.00	0.23	0.00	0.00	0.00	0.00
γ 175.0	0.00	0.00	0.00	0.00	0.00	0.00	0.00	0.37	0.00	0.00	0.00	0.00
γ 176.0	0.00	0.00	0.00	0.00	0.00	0.00	0.01	0.52	0.00	0.00	0.00	0.00
γ 177.0	0.00	0.00	0.00	0.00	0.00	0.00	0.18	0.61	0.00	0.00	0.00	0.00
γ 178.0	0.00	0.00	0.00	0.00	0.00	0.00	0.28	0.55	0.00	0.00	0.00	0.00
γ 179.0	0.00	0.00	0.00	0.00	0.00	0.00	0.13	0.48	0.00	0.00	0.00	0.00
γ 180.0	0.06	0.06	0.06	0.06	0.06	0.06	0.06	0.06	0.06	0.06	0.06	0.06
V/H	C270.0	C292.5	C315.0	C337.5								
γ 0.0	1488.31	1488.31	1488.31	1488.31								
γ 1.0	1485.98	1482.70	1479.90	1475.75								
γ 2.0	1482.49	1478.68	1475.68	1470.85								
γ 3.0	1474.82	1470.87	1468.31	1463.71								
γ 4.0	1462.21	1461.03	1459.71	1454.65								
γ 5.0	1446.19	1448.95	1449.73	1443.30								

# IES Indoor Report

Photometric Filename:AD12541 10W 1202C9 3090 ZHT35-36D 250.IES

---

## Candela Tabulation - (Cont.)

V/H	C270. 0	C292. 5	C315. 0	C337. 5
$\gamma$ 6. 0	1426.85	1434.46	1436.65	1429.31
$\gamma$ 7. 0	1404.66	1417.10	1419.98	1411.76
$\gamma$ 8. 0	1380.03	1395.96	1398.73	1389.53
$\gamma$ 9. 0	1353.28	1370.59	1371.55	1362.73
$\gamma$ 10. 0	1324.77	1341.10	1340.51	1333.05
$\gamma$ 11. 0	1294.87	1309.39	1307.66	1302.87
$\gamma$ 12. 0	1265.75	1277.88	1276.30	1271.98
$\gamma$ 13. 0	1233.17	1241.45	1242.43	1237.71
$\gamma$ 14. 0	1189.61	1194.74	1201.43	1197.27
$\gamma$ 15. 0	1133.58	1138.54	1153.34	1149.94
$\gamma$ 16. 0	1071.01	1078.74	1100.05	1097.05
$\gamma$ 17. 0	1007.61	1019.36	1044.07	1041.15
$\gamma$ 18. 0	946.23	961.34	986.32	982.85
$\gamma$ 19. 0	885.66	902.43	925.27	920.51
$\gamma$ 20. 0	823.17	839.17	858.99	853.21
$\gamma$ 21. 0	757.68	773.02	789.79	781.19
$\gamma$ 22. 0	688.41	702.88	717.24	706.26
$\gamma$ 23. 0	616.57	628.61	641.91	629.32
$\gamma$ 24. 0	543.24	552.53	564.84	550.94
$\gamma$ 25. 0	470.28	476.80	487.07	472.37
$\gamma$ 26. 0	399.40	404.00	411.17	396.07
$\gamma$ 27. 0	333.84	335.91	339.65	324.66
$\gamma$ 28. 0	275.12	274.79	274.53	260.48
$\gamma$ 29. 0	224.17	222.09	218.95	204.81
$\gamma$ 30. 0	181.27	177.28	171.96	158.40
$\gamma$ 31. 0	145.75	140.34	133.52	121.53
$\gamma$ 32. 0	116.63	110.64	103.76	94.86
$\gamma$ 33. 0	94.22	88.80	83.39	75.93
$\gamma$ 34. 0	77.76	73.29	67.92	60.58
$\gamma$ 35. 0	65.00	60.87	54.45	47.37
$\gamma$ 36. 0	54.19	49.75	43.10	36.60
$\gamma$ 37. 0	45.00	40.50	34.19	28.63
$\gamma$ 38. 0	37.61	33.46	27.43	23.26
$\gamma$ 39. 0	32.33	28.15	23.67	20.24
$\gamma$ 40. 0	28.92	25.00	21.08	18.36
$\gamma$ 41. 0	26.71	22.70	19.43	16.70
$\gamma$ 42. 0	24.94	20.72	17.98	15.44
$\gamma$ 43. 0	23.17	18.84	16.45	14.42
$\gamma$ 44. 0	21.07	16.91	14.94	12.97
$\gamma$ 45. 0	19.23	15.25	13.23	11.35
$\gamma$ 46. 0	17.26	13.49	11.76	9.33
$\gamma$ 47. 0	15.12	11.47	9.53	7.13
$\gamma$ 48. 0	12.40	8.79	7.03	5.24
$\gamma$ 49. 0	8.84	6.20	4.88	3.53
$\gamma$ 50. 0	6.03	4.41	3.25	2.07
$\gamma$ 51. 0	4.07	2.49	1.22	1.03
$\gamma$ 52. 0	2.23	0.97	0.86	0.36

---

# IES Indoor Report

Photometric Filename:AD12541 10W 1202C9 3090 ZHT35-36D 250.IES

---

## Candela Tabulation - (Cont.)

V/H	C270.0	C292.5	C315.0	C337.5
γ 53.0	0.63	0.00	0.35	0.00
γ 54.0	0.00	0.00	0.00	0.00
γ 55.0	0.00	0.00	0.00	0.00
γ 56.0	0.00	0.00	0.00	0.00
γ 57.0	0.00	0.00	0.00	0.00
γ 58.0	0.00	0.00	0.00	0.00
γ 59.0	0.00	0.00	0.00	0.00
γ 60.0	0.00	0.00	0.00	0.00
γ 61.0	0.00	0.00	0.00	0.00
γ 62.0	0.00	0.00	0.00	0.00
γ 63.0	0.00	0.00	0.00	0.00
γ 64.0	0.00	0.00	0.00	0.00
γ 65.0	0.00	0.00	0.00	0.00
γ 66.0	0.00	0.00	0.00	0.00
γ 67.0	0.00	0.00	0.00	0.00
γ 68.0	0.00	0.00	0.00	0.00
γ 69.0	0.00	0.00	0.00	0.00
γ 70.0	0.00	0.00	0.00	0.00
γ 71.0	0.00	0.00	0.00	0.00
γ 72.0	0.00	0.00	0.00	0.00
γ 73.0	0.00	0.00	0.00	0.00
γ 74.0	0.00	0.00	0.00	0.00
γ 75.0	0.00	0.00	0.00	0.00
γ 76.0	0.00	0.00	0.00	0.00
γ 77.0	0.00	0.00	0.00	0.00
γ 78.0	0.00	0.00	0.00	0.00
γ 79.0	0.00	0.00	0.00	0.00
γ 80.0	0.00	0.00	0.00	0.00
γ 81.0	0.00	0.00	0.00	0.00
γ 82.0	0.00	0.00	0.00	0.00
γ 83.0	0.00	0.00	0.00	0.00
γ 84.0	0.00	0.00	0.00	0.00
γ 85.0	0.00	0.00	0.00	0.00
γ 86.0	0.00	0.00	0.00	0.00
γ 87.0	0.00	0.00	0.00	0.00
γ 88.0	0.00	0.00	0.00	0.00
γ 89.0	0.00	0.00	0.00	0.00
γ 90.0	0.00	0.00	0.00	0.00
γ 91.0	0.00	0.00	0.00	0.00
γ 92.0	0.00	0.00	0.00	0.00
γ 93.0	0.00	0.00	0.00	0.00
γ 94.0	0.00	0.00	0.00	0.00
γ 95.0	0.00	0.00	0.00	0.00
γ 96.0	0.00	0.00	0.00	0.00
γ 97.0	0.00	0.00	0.00	0.00
γ 98.0	0.00	0.00	0.00	0.00
γ 99.0	0.00	0.00	0.00	0.00

---

# IES Indoor Report

Photometric Filename:AD12541 10W 1202C9 3090 ZHT35-36D 250.IES

---

## Candela Tabulation - (Cont.)

V/H	C270.0	C292.5	C315.0	C337.5
γ 100.0	0.00	0.00	0.00	0.00
γ 101.0	0.00	0.00	0.00	0.00
γ 102.0	0.00	0.00	0.00	0.00
γ 103.0	0.00	0.00	0.00	0.00
γ 104.0	0.00	0.00	0.00	0.00
γ 105.0	0.00	0.00	0.00	0.00
γ 106.0	0.00	0.00	0.00	0.00
γ 107.0	0.00	0.00	0.00	0.00
γ 108.0	0.00	0.00	0.00	0.00
γ 109.0	0.00	0.00	0.00	0.00
γ 110.0	0.00	0.00	0.00	0.00
γ 111.0	0.00	0.00	0.00	0.00
γ 112.0	0.00	0.00	0.00	0.00
γ 113.0	0.00	0.00	0.00	0.00
γ 114.0	0.00	0.00	0.00	0.00
γ 115.0	0.00	0.00	0.00	0.00
γ 116.0	0.00	0.00	0.00	0.00
γ 117.0	0.00	0.00	0.00	0.00
γ 118.0	0.00	0.00	0.00	0.00
γ 119.0	0.00	0.00	0.00	0.00
γ 120.0	0.00	0.00	0.00	0.00
γ 121.0	0.00	0.00	0.00	0.00
γ 122.0	0.00	0.00	0.00	0.00
γ 123.0	0.00	0.00	0.00	0.00
γ 124.0	0.00	0.00	0.00	0.00
γ 125.0	0.00	0.00	0.00	0.00
γ 126.0	0.00	0.00	0.00	0.00
γ 127.0	0.00	0.00	0.00	0.00
γ 128.0	0.00	0.00	0.00	0.00
γ 129.0	0.00	0.00	0.00	0.00
γ 130.0	0.00	0.00	0.00	0.00
γ 131.0	0.00	0.00	0.00	0.00
γ 132.0	0.00	0.00	0.00	0.00
γ 133.0	0.00	0.00	0.00	0.00
γ 134.0	0.00	0.00	0.00	0.00
γ 135.0	0.00	0.00	0.00	0.00
γ 136.0	0.00	0.00	0.00	0.00
γ 137.0	0.00	0.00	0.00	0.00
γ 138.0	0.00	0.00	0.00	0.00
γ 139.0	0.00	0.00	0.00	0.00
γ 140.0	0.00	0.00	0.00	0.00
γ 141.0	0.00	0.00	0.00	0.00
γ 142.0	0.00	0.00	0.00	0.00
γ 143.0	0.00	0.00	0.00	0.00
γ 144.0	0.00	0.00	0.00	0.00
γ 145.0	0.00	0.00	0.00	0.00
γ 146.0	0.00	0.00	0.00	0.00

---

# IES Indoor Report

Photometric Filename:AD12541 10W 1202C9 3090 ZHT35-36D 250.IES

---

## Candela Tabulation - (Cont.)

V/H	C270. 0	C292. 5	C315. 0	C337. 5
γ 147. 0	0. 00	0. 00	0. 00	0. 00
γ 148. 0	0. 00	0. 00	0. 00	0. 00
γ 149. 0	0. 00	0. 00	0. 00	0. 00
γ 150. 0	0. 00	0. 00	0. 00	0. 00
γ 151. 0	0. 00	0. 00	0. 00	0. 00
γ 152. 0	0. 00	0. 00	0. 00	0. 00
γ 153. 0	0. 00	0. 00	0. 00	0. 00
γ 154. 0	0. 00	0. 00	0. 00	0. 00
γ 155. 0	0. 00	0. 00	0. 00	0. 00
γ 156. 0	0. 00	0. 00	0. 00	0. 00
γ 157. 0	0. 00	0. 00	0. 00	0. 00
γ 158. 0	0. 00	0. 00	0. 00	0. 00
γ 159. 0	0. 00	0. 00	0. 00	0. 00
γ 160. 0	0. 00	0. 00	0. 00	0. 00
γ 161. 0	0. 00	0. 00	0. 00	0. 00
γ 162. 0	0. 00	0. 00	0. 00	0. 00
γ 163. 0	0. 00	0. 00	0. 00	0. 00
γ 164. 0	0. 00	0. 00	0. 00	0. 00
γ 165. 0	0. 00	0. 00	0. 00	0. 00
γ 166. 0	0. 00	0. 00	0. 00	0. 00
γ 167. 0	0. 00	0. 00	0. 00	0. 00
γ 168. 0	0. 00	0. 00	0. 01	0. 00
γ 169. 0	0. 00	0. 00	0. 00	0. 00
γ 170. 0	0. 00	0. 00	0. 08	0. 00
γ 171. 0	0. 00	0. 00	0. 00	0. 00
γ 172. 0	0. 00	0. 00	0. 31	0. 00
γ 173. 0	0. 00	0. 00	0. 32	0. 17
γ 174. 0	0. 00	0. 00	0. 34	0. 16
γ 175. 0	0. 00	0. 00	0. 31	0. 05
γ 176. 0	0. 00	0. 00	0. 23	0. 13
γ 177. 0	0. 00	0. 00	0. 00	0. 24
γ 178. 0	0. 00	0. 00	0. 17	0. 16
γ 179. 0	0. 00	0. 00	0. 16	0. 17
γ 180. 0	0. 06	0. 06	0. 06	0. 06

---