

IES Indoor Report

Photometric Filename:AW12541 8W 1202C9 3090 ZHT35-15D 200.IES

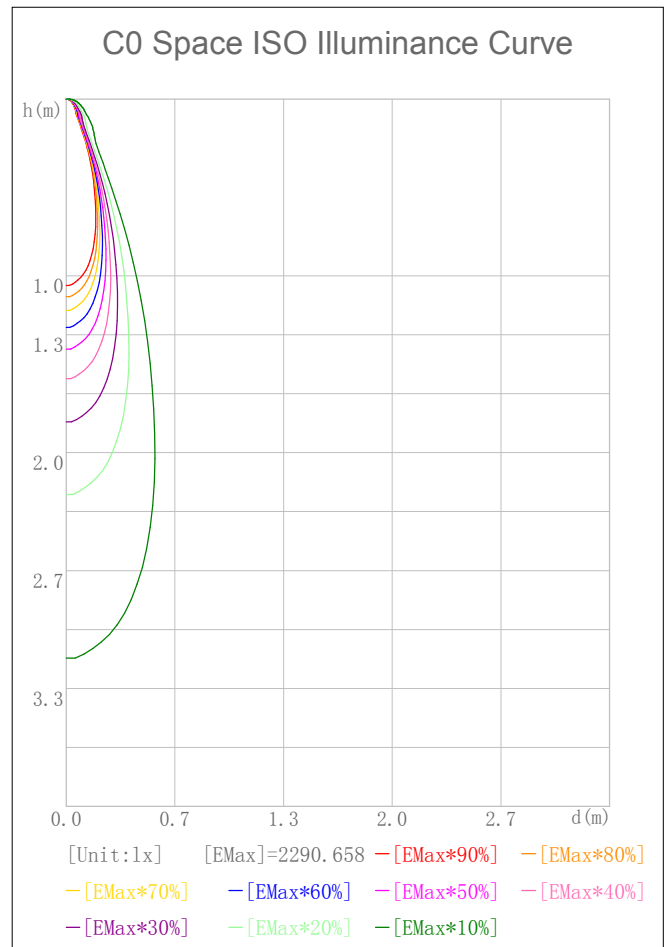
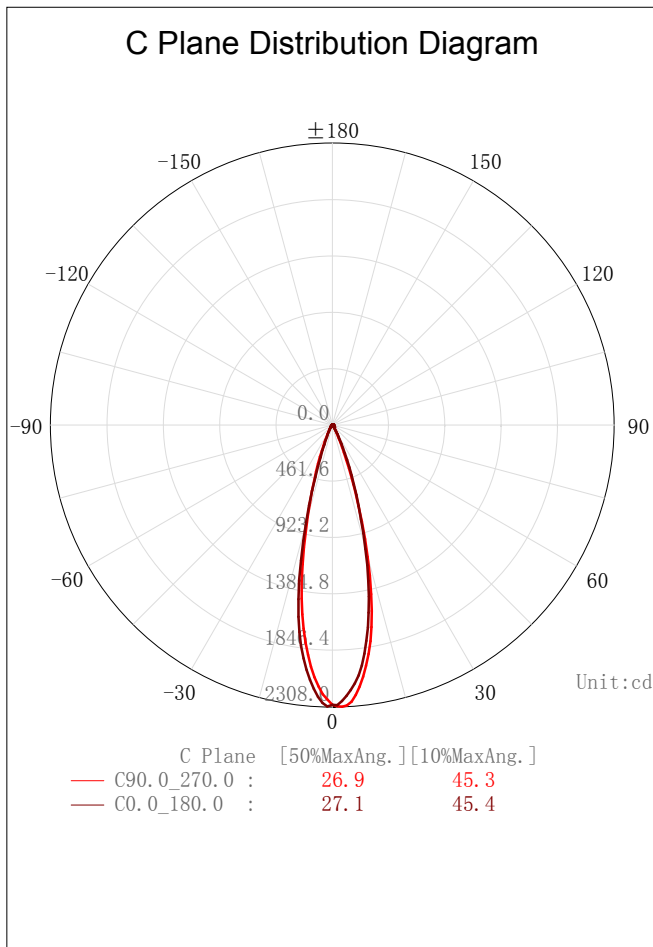
Indoor Luminaire Photometric Data

Description Information

Luminaire Name: AW12541	Lum. Catalog: Down Light	Test ID:
Lamp Name: 1202C9	Lamp Catalog: COB	Test Date: 2023/06/30
Manufacture:	Shld. Ang(°):15	Test Machine:GON-2000
Test Lab: Test	Frequency(Hz):50	Lamp CCT(K): 3000 Ra: 90
Lum. Size(W*L*H):0.066m*0.066m*0.000m	Lum. Area(m2):0.003	Lum. W(kg): 0.000
Test System: C, γ	Test Step: C=22.5 γ =1.0	Temp.(°C): 25
		Humidity(%): 50.0

Character Parameter

Lamp Speciality Parameter		Luminaire Speciality Parameter	
Rated Flux(lm): 568.000	Luminaire Flux(lm): 568.947	Field Angle(10%Imax): 45.3(°)	
Rated Power(W): 8	Luminaire Efficiency: 100.17%	Down Lumens&Percent: 554.634lm 97.48%	
Rated Voltage(V): 220	Luminaire EER(lm/W): 68.031	Up Lumens&Percent: 14.313lm 2.52%	
Tested Power(W): 8.363	Max. Candela(cd): 2307.991	S/MH: CO_a180=0.461 C90_270=0.457	
Lamps' Inside: 1	Max Cand@Ang.(°): C=90.0 γ =2.0	CIE Type: Semi-Direct	
Tested Electrics(V, A, pf):220.6, 0.065, 0.578	Beam Angle(50%Imax): 26.9(°)	ErP Φ use(90°): 533.117lm	
Lamp Size(W*L*H):0.066m*0.066m*0.000m	Left=-12.1°, Right=14.8°	IRF(%): 832.479	



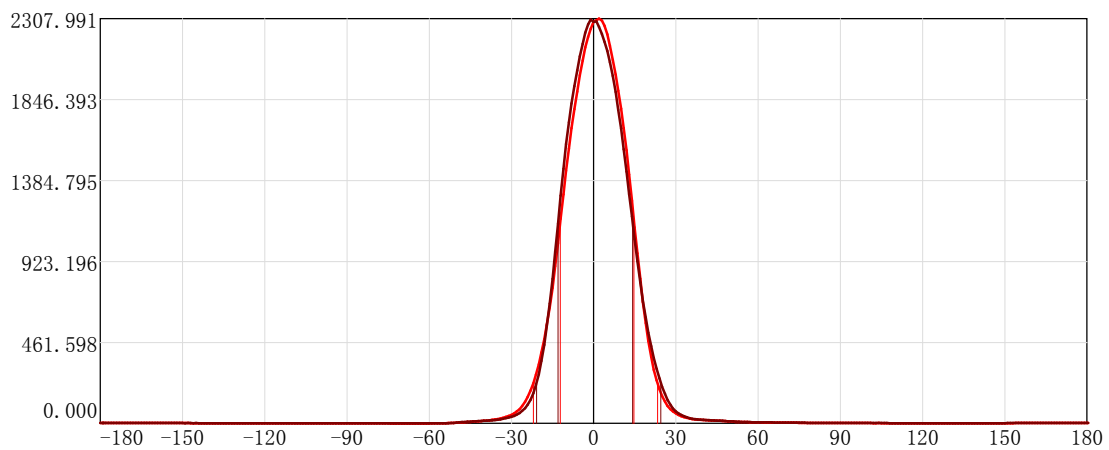
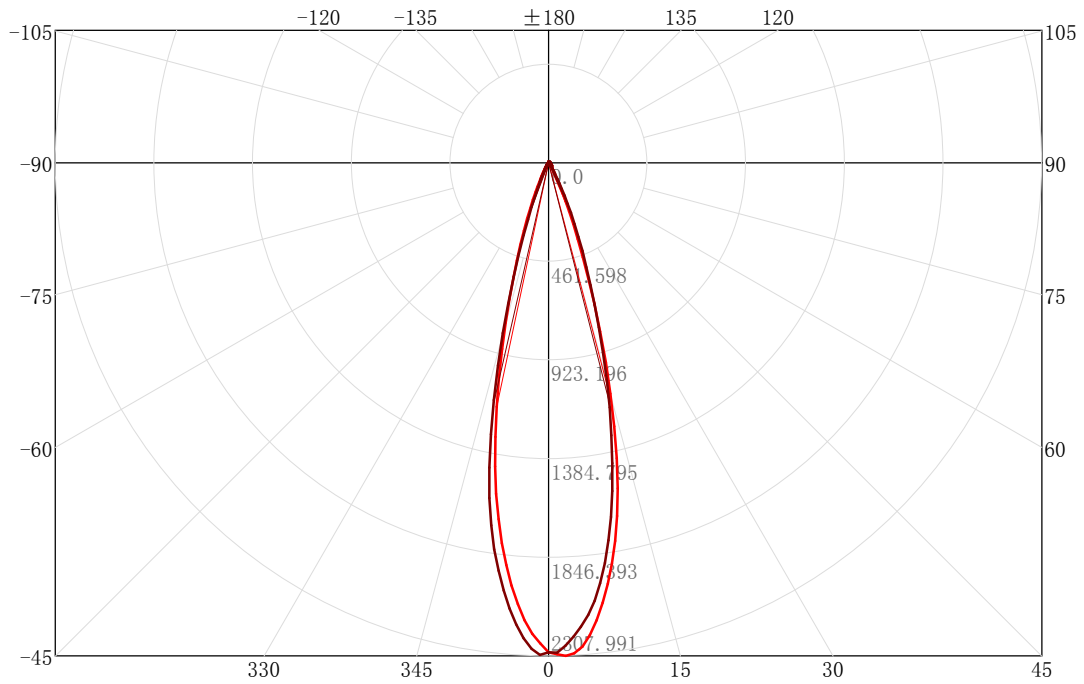
IES Indoor Report

Photometric Filename:AW12541 8W 1202C9 3090 ZHT35-15D 200.IES

2D Plane Light Intensity Distribution Curve

Lum. Name: AW12541	Lum. Catalog: Down Light	Test ID:
Lamp Name: 1202C9	Lamp Catalog: COB	Test Lab: Test
Manufacture:	Test Machine:GON-2000	Test Date: 2023/06/30

C Plane Distribution Diagram



—	C Plane	[50%MaxAng.]	[10%MaxAng.]	Unit:cd
—	C90.0_270.0 :	26.9	45.3	
—	C0.0_180.0 :	27.1	45.4	

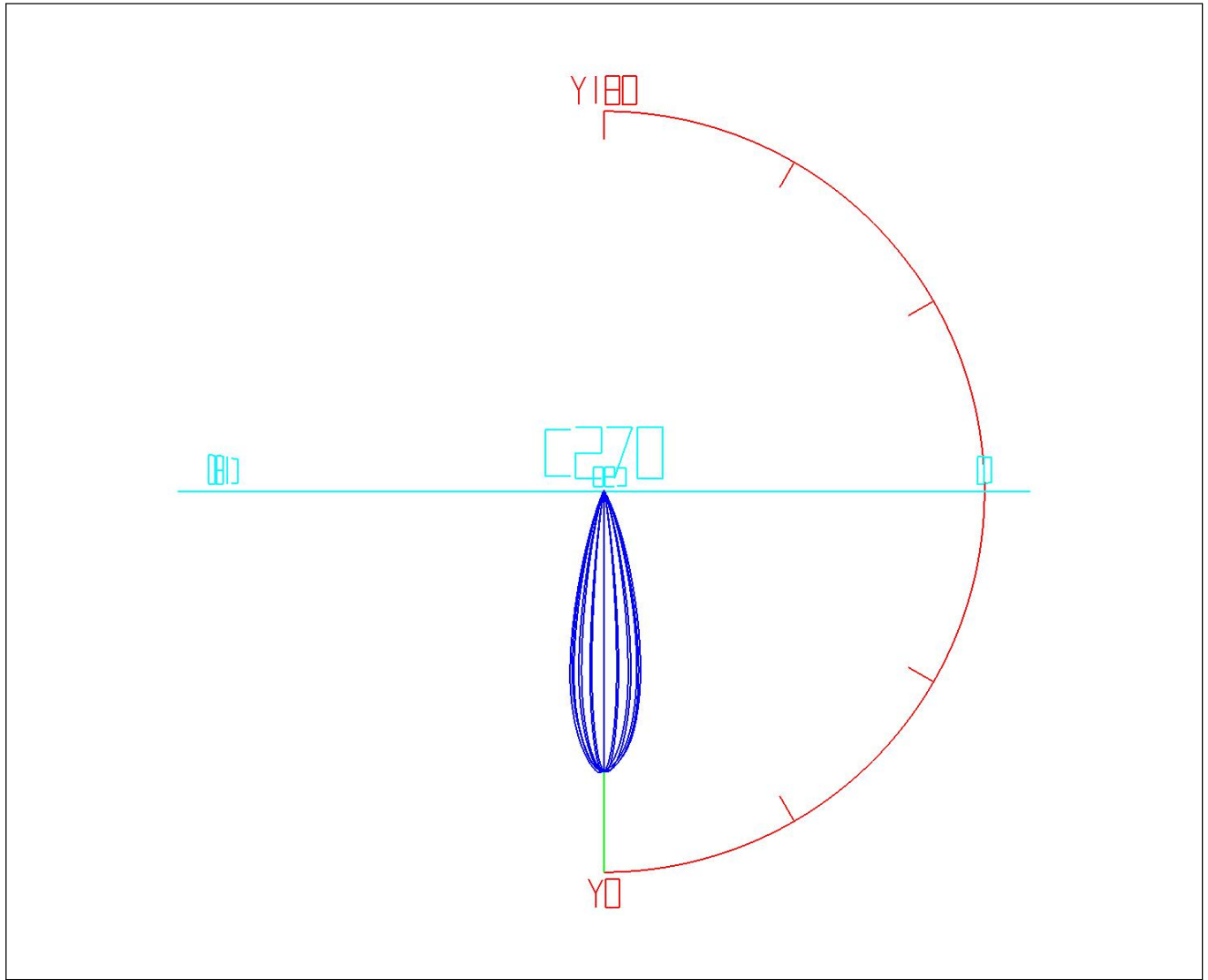
IES Indoor Report

Photometric Filename:AW12541 8W 1202C9 3090 ZHT35-15D 200.IES

3D Light Intensity Distribution Modal

Lum. Name: AW12541	Lum. Catalog: Down Light	Test ID:
Lamp Name: 1202C9	Lamp Catalog: COB	Test Lab: Test
Manufacture:	Test Machine:GON-2000	Test Date: 2023/06/30

3D Light Intensity Distribution Modal



Curves: 3D Model ——— Fixture ——— Vert. HUD ——— Hori. HUD ———
View Angles: Orient:0 Tilt:0 Roll:0 Spin:0

IES Indoor Report

Photometric Filename:AW12541 8W 1202C9 3090 ZHT35-15D 200.IES

Zonal Flux Tabulation

Zone (γ)	Zone Flux (lm)	Sums Flux (lm)	Zone%Lamp	Sums%Lamp	Zone (γ)	Zone Flux (lm)	Sums Flux (lm)	Zone%Lamp	Sums%Lamp
0.0-1.0	2.19	2.19	0.39	0.39	47.0-48.0	0.91	538.89	0.16	94.87
1.0-2.0	6.51	8.70	1.15	1.53	48.0-49.0	0.85	539.74	0.15	95.02
2.0-3.0	10.70	19.40	1.88	3.42	49.0-50.0	0.78	540.51	0.14	95.16
3.0-4.0	14.66	34.06	2.58	6.00	50.0-51.0	0.70	541.21	0.12	95.28
4.0-5.0	18.34	52.40	3.23	9.23	51.0-52.0	0.62	541.83	0.11	95.39
5.0-6.0	21.66	74.07	3.81	13.04	52.0-53.0	0.56	542.39	0.10	95.49
6.0-7.0	24.59	98.66	4.33	17.37	53.0-54.0	0.52	542.91	0.09	95.58
7.0-8.0	27.07	125.73	4.77	22.13	54.0-55.0	0.49	543.40	0.09	95.67
8.0-9.0	29.03	154.76	5.11	27.25	55.0-56.0	0.47	543.87	0.08	95.75
9.0-10.0	30.43	185.19	5.36	32.60	56.0-57.0	0.45	544.32	0.08	95.83
10.0-11.0	31.18	216.37	5.49	38.09	57.0-58.0	0.42	544.74	0.07	95.91
11.0-12.0	31.24	247.61	5.50	43.59	58.0-59.0	0.40	545.15	0.07	95.98
12.0-13.0	30.62	278.23	5.39	48.98	59.0-60.0	0.38	545.53	0.07	96.04
13.0-14.0	29.38	307.61	5.17	54.16	60.0-61.0	0.37	545.90	0.07	96.11
14.0-15.0	27.63	335.24	4.86	59.02	61.0-62.0	0.36	546.26	0.06	96.17
15.0-16.0	25.51	360.75	4.49	63.51	62.0-63.0	0.36	546.62	0.06	96.24
16.0-17.0	23.16	383.91	4.08	67.59	63.0-64.0	0.35	546.97	0.06	96.30
17.0-18.0	20.72	404.63	3.65	71.24	64.0-65.0	0.34	547.30	0.06	96.36
18.0-19.0	18.33	422.95	3.23	74.46	65.0-66.0	0.33	547.63	0.06	96.41
19.0-20.0	16.05	439.00	2.82	77.29	66.0-67.0	0.33	547.96	0.06	96.47
20.0-21.0	13.89	452.89	2.45	79.73	67.0-68.0	0.32	548.28	0.06	96.53
21.0-22.0	11.90	464.79	2.10	81.83	68.0-69.0	0.32	548.60	0.06	96.58
22.0-23.0	10.10	474.89	1.78	83.61	69.0-70.0	0.31	548.92	0.06	96.64
23.0-24.0	8.51	483.40	1.50	85.11	70.0-71.0	0.31	549.22	0.05	96.69
24.0-25.0	7.14	490.54	1.26	86.36	71.0-72.0	0.30	549.52	0.05	96.75
25.0-26.0	5.98	496.51	1.05	87.41	72.0-73.0	0.30	549.82	0.05	96.80
26.0-27.0	5.01	501.52	0.88	88.30	73.0-74.0	0.30	550.12	0.05	96.85
27.0-28.0	4.22	505.74	0.74	89.04	74.0-75.0	0.29	550.42	0.05	96.90
28.0-29.0	3.58	509.31	0.63	89.67	75.0-76.0	0.29	550.71	0.05	96.96
29.0-30.0	3.08	512.39	0.54	90.21	76.0-77.0	0.29	551.00	0.05	97.01
30.0-31.0	2.68	515.07	0.47	90.68	77.0-78.0	0.29	551.29	0.05	97.06
31.0-32.0	2.37	517.45	0.42	91.10	78.0-79.0	0.29	551.58	0.05	97.11
32.0-33.0	2.12	519.57	0.37	91.47	79.0-80.0	0.29	551.87	0.05	97.16
33.0-34.0	1.90	521.47	0.33	91.81	80.0-81.0	0.28	552.15	0.05	97.21
34.0-35.0	1.71	523.18	0.30	92.11	81.0-82.0	0.28	552.44	0.05	97.26
35.0-36.0	1.56	524.74	0.27	92.38	82.0-83.0	0.28	552.72	0.05	97.31
36.0-37.0	1.45	526.19	0.26	92.64	83.0-84.0	0.28	553.00	0.05	97.36
37.0-38.0	1.39	527.58	0.24	92.88	84.0-85.0	0.28	553.28	0.05	97.41
38.0-39.0	1.33	528.91	0.23	93.12	85.0-86.0	0.27	553.55	0.05	97.46
39.0-40.0	1.28	530.20	0.23	93.34	86.0-87.0	0.27	553.82	0.05	97.50
40.0-41.0	1.24	531.44	0.22	93.56	87.0-88.0	0.27	554.10	0.05	97.55
41.0-42.0	1.20	532.64	0.21	93.78	88.0-89.0	0.27	554.37	0.05	97.60
42.0-43.0	1.16	533.80	0.20	93.98	89.0-90.0	0.27	554.63	0.05	97.65
43.0-44.0	1.11	534.91	0.20	94.17	90.0-91.0	0.27	554.90	0.05	97.69
44.0-45.0	1.07	535.98	0.19	94.36	91.0-92.0	0.27	555.17	0.05	97.74
45.0-46.0	1.02	537.00	0.18	94.54	92.0-93.0	0.26	555.43	0.05	97.79
46.0-47.0	0.97	537.98	0.17	94.71	93.0-94.0	0.26	555.70	0.05	97.83

IES Indoor Report

Photometric Filename:AW12541 8W 1202C9 3090 ZHT35-15D 200.IES

Zonal Flux Tabulation - (Cont.)

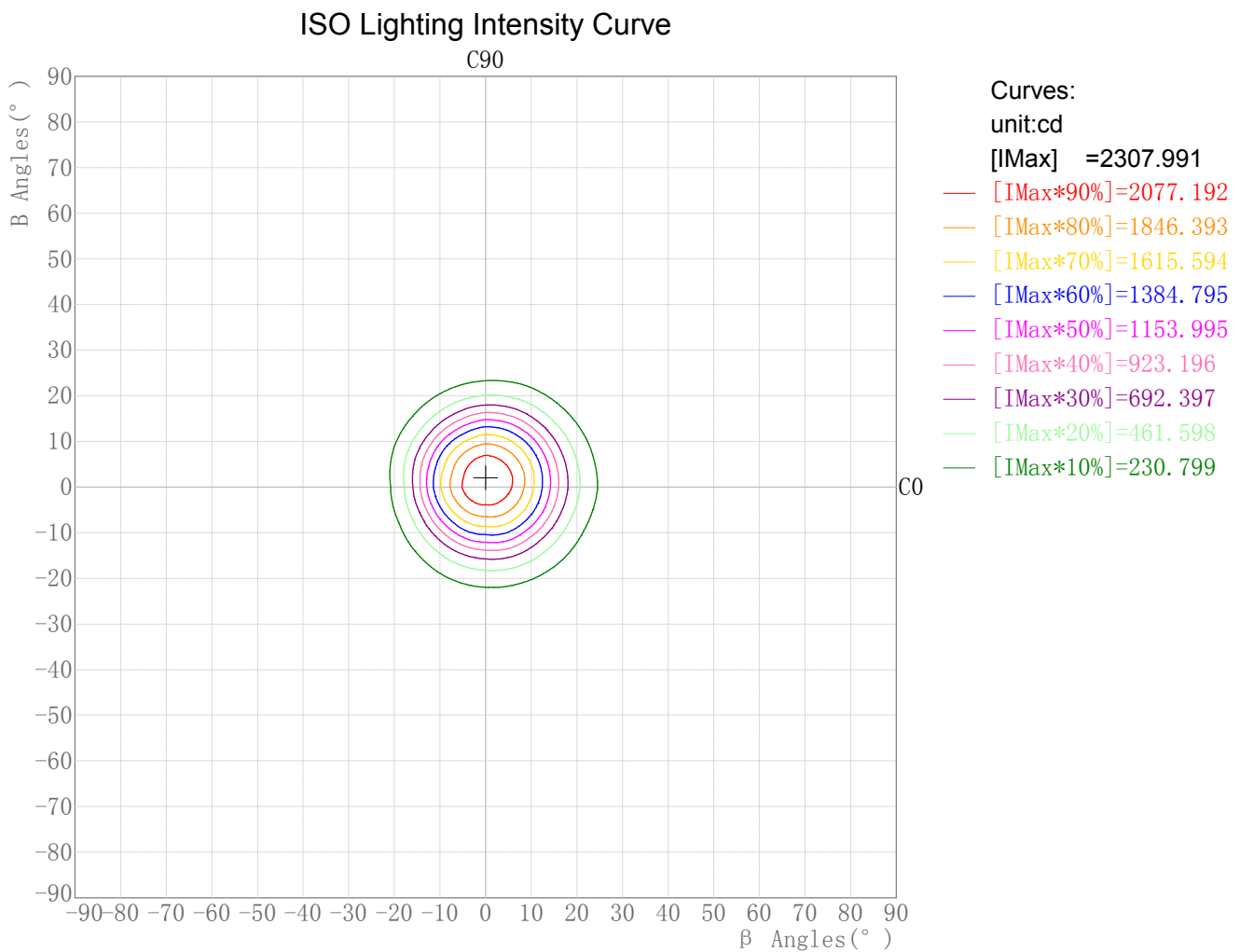
Zone (γ)	Zone Flux (lm)	Sums Flux (lm)	Zone%Lamp	Sums%Lamp	Zone (γ)	Zone Flux (lm)	Sums Flux (lm)	Zone%Lamp	Sums%Lamp
94.0-95.0	0.26	555.96	0.05	97.88	141.0-142.0	0.14	565.15	0.02	99.50
95.0-96.0	0.26	556.22	0.05	97.93	142.0-143.0	0.14	565.29	0.02	99.52
96.0-97.0	0.25	556.48	0.04	97.97	143.0-144.0	0.14	565.42	0.02	99.55
97.0-98.0	0.25	556.73	0.04	98.02	144.0-145.0	0.14	565.56	0.02	99.57
98.0-99.0	0.25	556.98	0.04	98.06	145.0-146.0	0.14	565.70	0.02	99.60
99.0-100.0	0.25	557.23	0.04	98.10	146.0-147.0	0.14	565.84	0.02	99.62
100.0-101.0	0.24	557.48	0.04	98.15	147.0-148.0	0.14	565.98	0.02	99.65
101.0-102.0	0.24	557.72	0.04	98.19	148.0-149.0	0.14	566.13	0.02	99.67
102.0-103.0	0.24	557.95	0.04	98.23	149.0-150.0	0.14	566.26	0.02	99.69
103.0-104.0	0.24	558.19	0.04	98.27	150.0-151.0	0.14	566.40	0.02	99.72
104.0-105.0	0.23	558.42	0.04	98.31	151.0-152.0	0.14	566.54	0.02	99.74
105.0-106.0	0.23	558.65	0.04	98.35	152.0-153.0	0.14	566.68	0.02	99.77
106.0-107.0	0.23	558.87	0.04	98.39	153.0-154.0	0.14	566.82	0.02	99.79
107.0-108.0	0.22	559.10	0.04	98.43	154.0-155.0	0.13	566.95	0.02	99.82
108.0-109.0	0.22	559.31	0.04	98.47	155.0-156.0	0.13	567.09	0.02	99.84
109.0-110.0	0.22	559.53	0.04	98.51	156.0-157.0	0.13	567.22	0.02	99.86
110.0-111.0	0.21	559.75	0.04	98.55	157.0-158.0	0.13	567.35	0.02	99.89
111.0-112.0	0.22	559.96	0.04	98.58	158.0-159.0	0.13	567.48	0.02	99.91
112.0-113.0	0.21	560.17	0.04	98.62	159.0-160.0	0.13	567.60	0.02	99.93
113.0-114.0	0.21	560.38	0.04	98.66	160.0-161.0	0.12	567.73	0.02	99.95
114.0-115.0	0.20	560.59	0.04	98.70	161.0-162.0	0.12	567.84	0.02	99.97
115.0-116.0	0.20	560.79	0.04	98.73	162.0-163.0	0.11	567.96	0.02	99.99
116.0-117.0	0.20	560.99	0.04	98.77	163.0-164.0	0.11	568.07	0.02	100.01
117.0-118.0	0.20	561.19	0.04	98.80	164.0-165.0	0.10	568.17	0.02	100.03
118.0-119.0	0.20	561.39	0.03	98.84	165.0-166.0	0.10	568.27	0.02	100.05
119.0-120.0	0.19	561.58	0.03	98.87	166.0-167.0	0.09	568.36	0.02	100.06
120.0-121.0	0.19	561.76	0.03	98.90	167.0-168.0	0.09	568.45	0.02	100.08
121.0-122.0	0.18	561.95	0.03	98.93	168.0-169.0	0.08	568.53	0.01	100.09
122.0-123.0	0.18	562.13	0.03	98.97	169.0-170.0	0.07	568.60	0.01	100.11
123.0-124.0	0.18	562.31	0.03	99.00	170.0-171.0	0.07	568.66	0.01	100.12
124.0-125.0	0.18	562.49	0.03	99.03	171.0-172.0	0.06	568.72	0.01	100.13
125.0-126.0	0.18	562.66	0.03	99.06	172.0-173.0	0.05	568.78	0.01	100.14
126.0-127.0	0.17	562.83	0.03	99.09	173.0-174.0	0.05	568.82	0.01	100.14
127.0-128.0	0.17	563.00	0.03	99.12	174.0-175.0	0.04	568.86	0.01	100.15
128.0-129.0	0.17	563.17	0.03	99.15	175.0-176.0	0.03	568.89	0.01	100.16
129.0-130.0	0.17	563.34	0.03	99.18	176.0-177.0	0.02	568.92	0.00	100.16
130.0-131.0	0.16	563.50	0.03	99.21	177.0-178.0	0.02	568.93	0.00	100.16
131.0-132.0	0.16	563.66	0.03	99.24	178.0-179.0	0.01	568.94	0.00	100.17
132.0-133.0	0.16	563.82	0.03	99.26	179.0-180.0	0.00	568.95	0.00	100.17
133.0-134.0	0.16	563.98	0.03	99.29					
134.0-135.0	0.15	564.13	0.03	99.32					
135.0-136.0	0.15	564.28	0.03	99.35					
136.0-137.0	0.15	564.43	0.03	99.37					
137.0-138.0	0.15	564.58	0.03	99.40					
138.0-139.0	0.14	564.72	0.03	99.42					
139.0-140.0	0.14	564.86	0.02	99.45					
140.0-141.0	0.14	565.01	0.02	99.47					

IES Indoor Report

Photometric Filename:AW12541 8W 1202C9 3090 ZHT35-15D 200.IES

Rectangle ISO Lighting Intensity Diagram

Lum. Name: AW12541	Lum. Catalog: Down Light	Test ID:
Lamp Name: 1202C9	Lamp Catalog: COB	Test Lab: Test
Manufacture:	Test Machine:GON-2000	Test Date: 2023/06/30

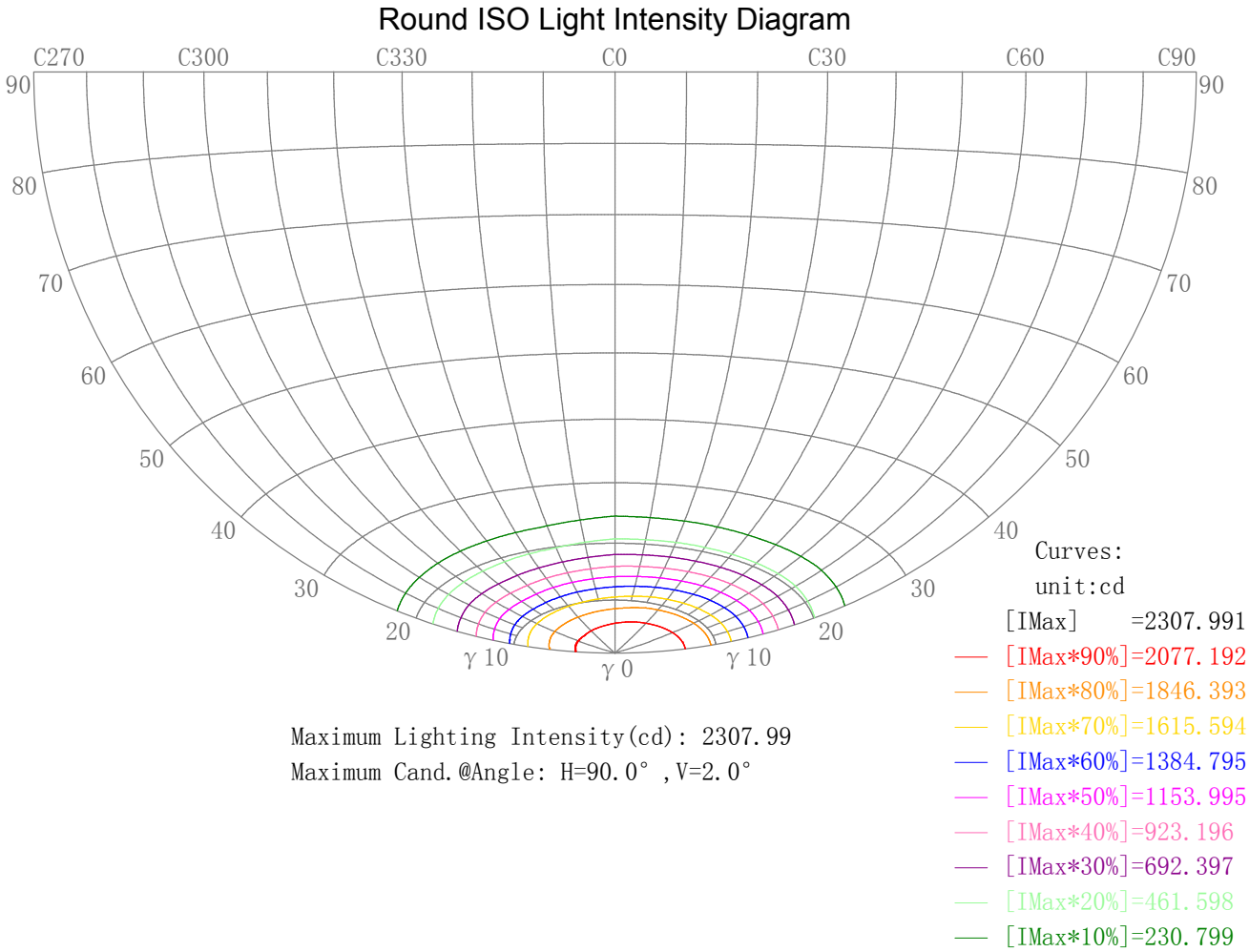


IES Indoor Report

Photometric Filename:AW12541 8W 1202C9 3090 ZHT35-15D 200.IES

Round ISO Lighting Intensity Diagram

Lum. Name: AW12541	Lum. Catalog: Down Light	Test ID:
Lamp Name: 1202C9	Lamp Catalog: COB	Test Lab: Test
Manufacture:	Test Machine:GON-2000	Test Date: 2023/06/30



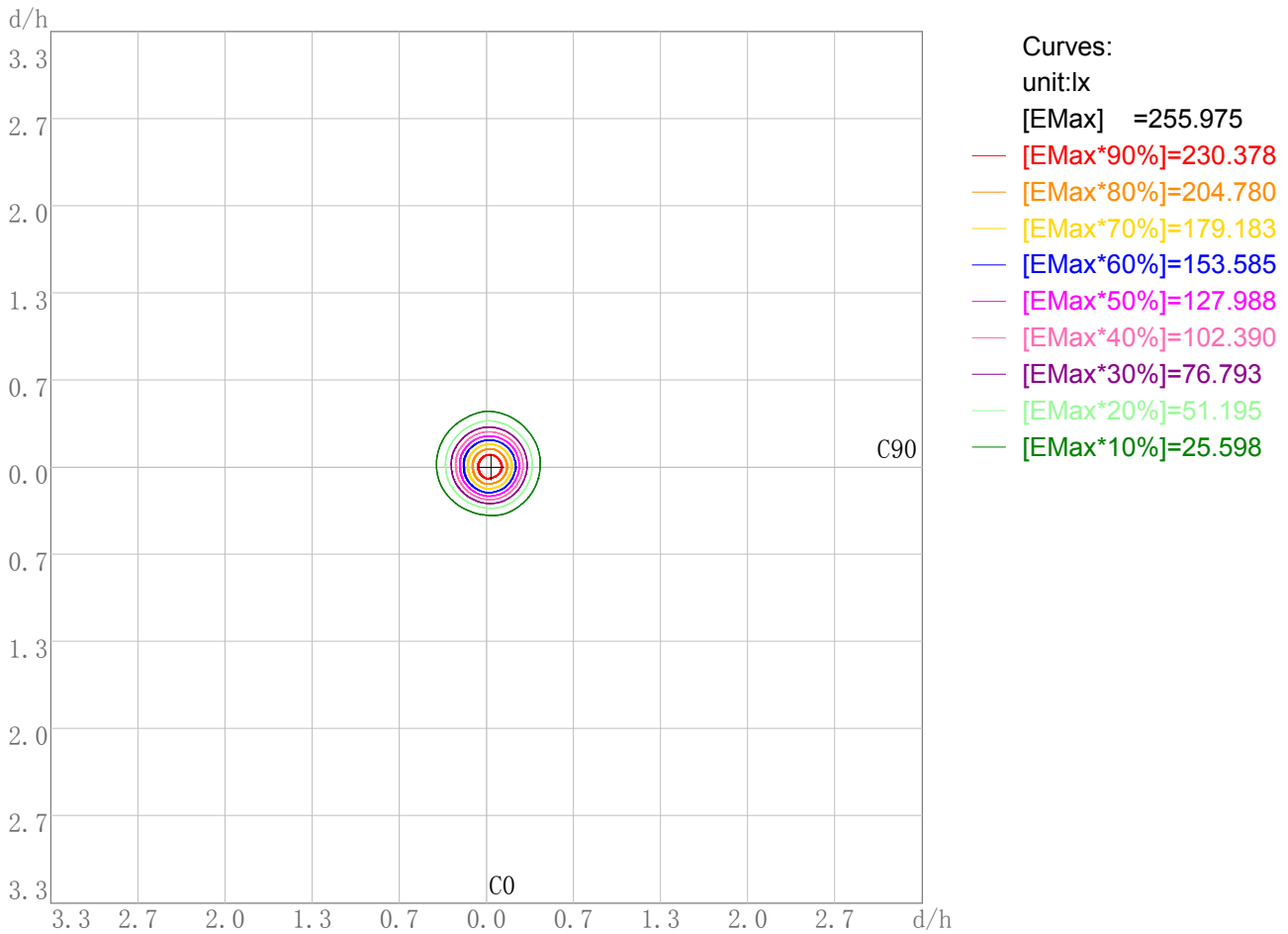
IES Indoor Report

Photometric Filename:AW12541 8W 1202C9 3090 ZHT35-15D 200.IES

Plane ISO-Illuminance Diagram

Lum. Name: AW12541	Lum. Catalog: Down Light	Test ID:
Lamp Name: 1202C9	Lamp Catalog: COB	Test Lab: Test
Manufacture:	Test Machine: GON-2000	Test Date: 2023/06/30

Plane ISO-Illuminance Curve



Working Plane Luminaire Mounting Height(m): 3.00

Working Plane Maximum Illuminance(lx): 255.98

Working Plane Maximum Illuminance Position(d/h):H0.0 V0.0

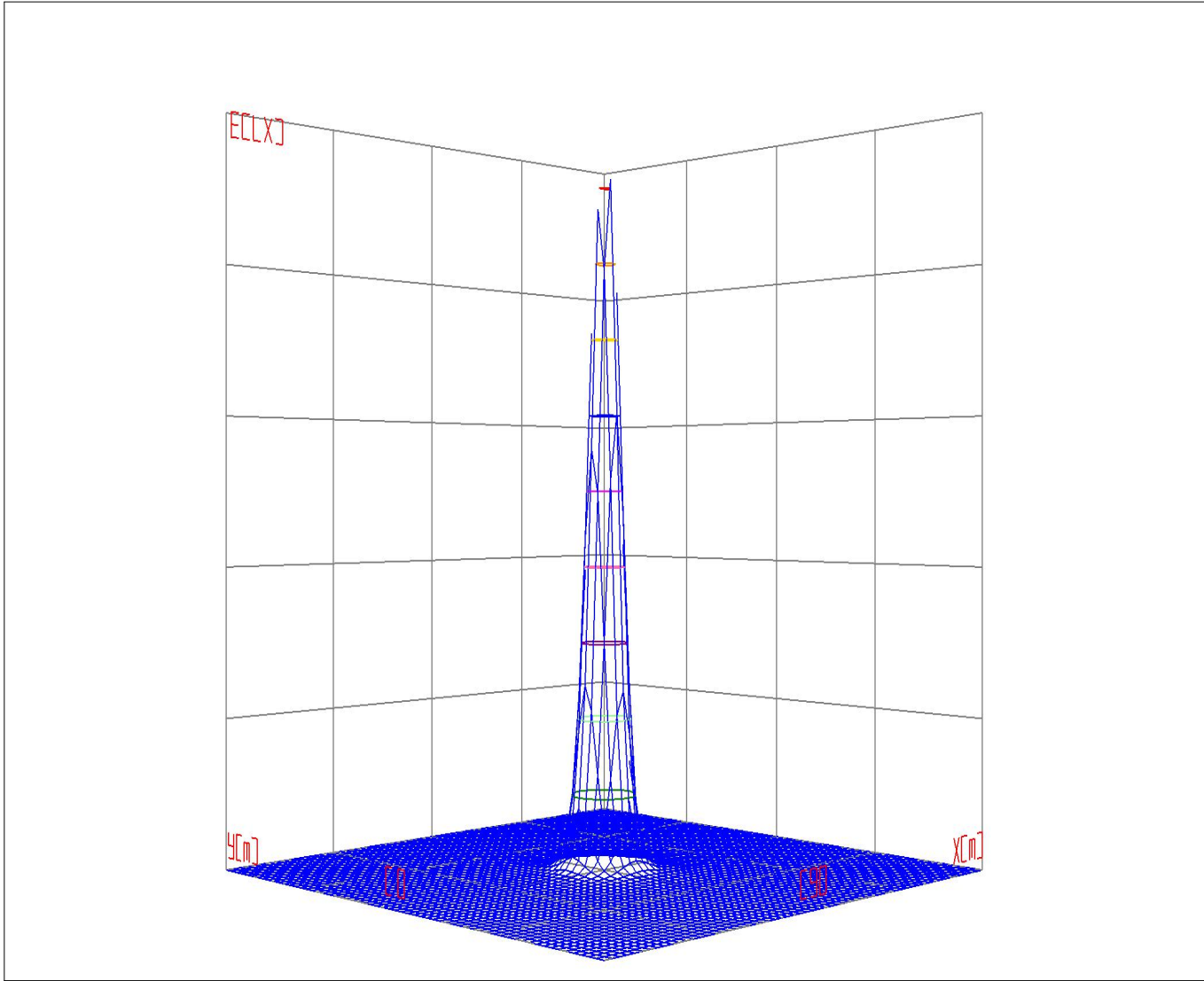
IES Indoor Report

Photometric Filename:AW12541 8W 1202C9 3090 ZHT35-15D 200.IES

3D Plane ISO Illuminance Diagram

Lum. Name: AW12541	Lum. Catalog: Down Light	Test ID:
Lamp Name: 1202C9	Lamp Catalog: COB	Test Lab: Test
Manufacture:	Test Machine:GON-2000	Test Date: 2023/06/30

3D Plane Illuminance Modal



Curves: 3D Model — 90% — 80% — 70% — 60% — 50% — 40% — 30% — 20% — 10% —
View Angles(deg): 0 Height(m): 3.0 Distance(m): 10.0

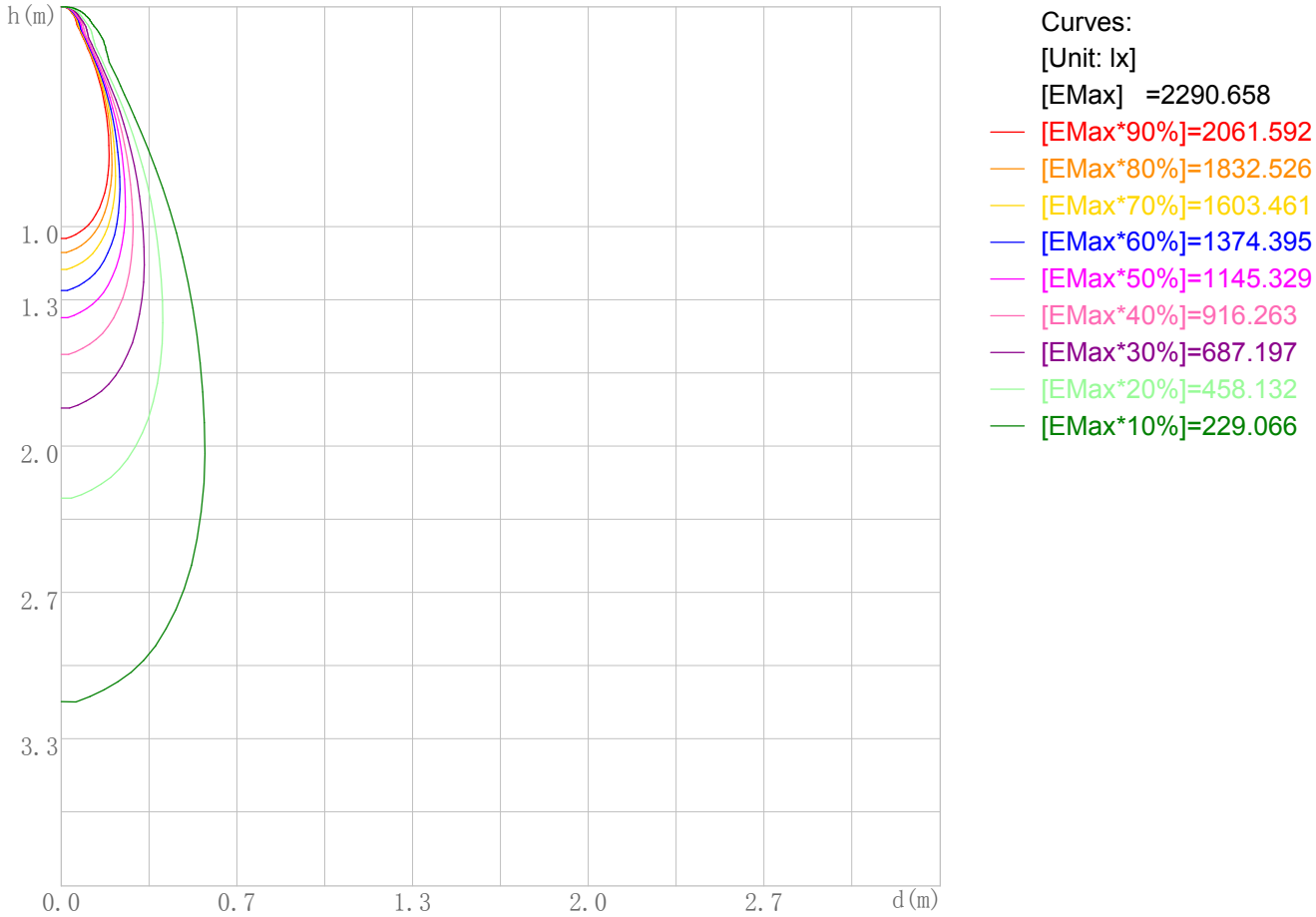
IES Indoor Report

Photometric Filename:AW12541 8W 1202C9 3090 ZHT35-15D 200.IES

Space ISO Illuminance Diagram

Lum. Name: AW12541	Lum. Catalog: Down Light	Test ID:
Lamp Name: 1202C9	Lamp Catalog: COB	Test Lab: Test
Manufacture:	Test Machine:GON-2000	Test Date: 2023/06/30

Space ISO Illuminance Curve



Space Plane Maximum Illuminance and @Angle:2290.66lx,1.0deg
Plane Maximum Lighting Intensity and @Angle:2291.705cd,0deg

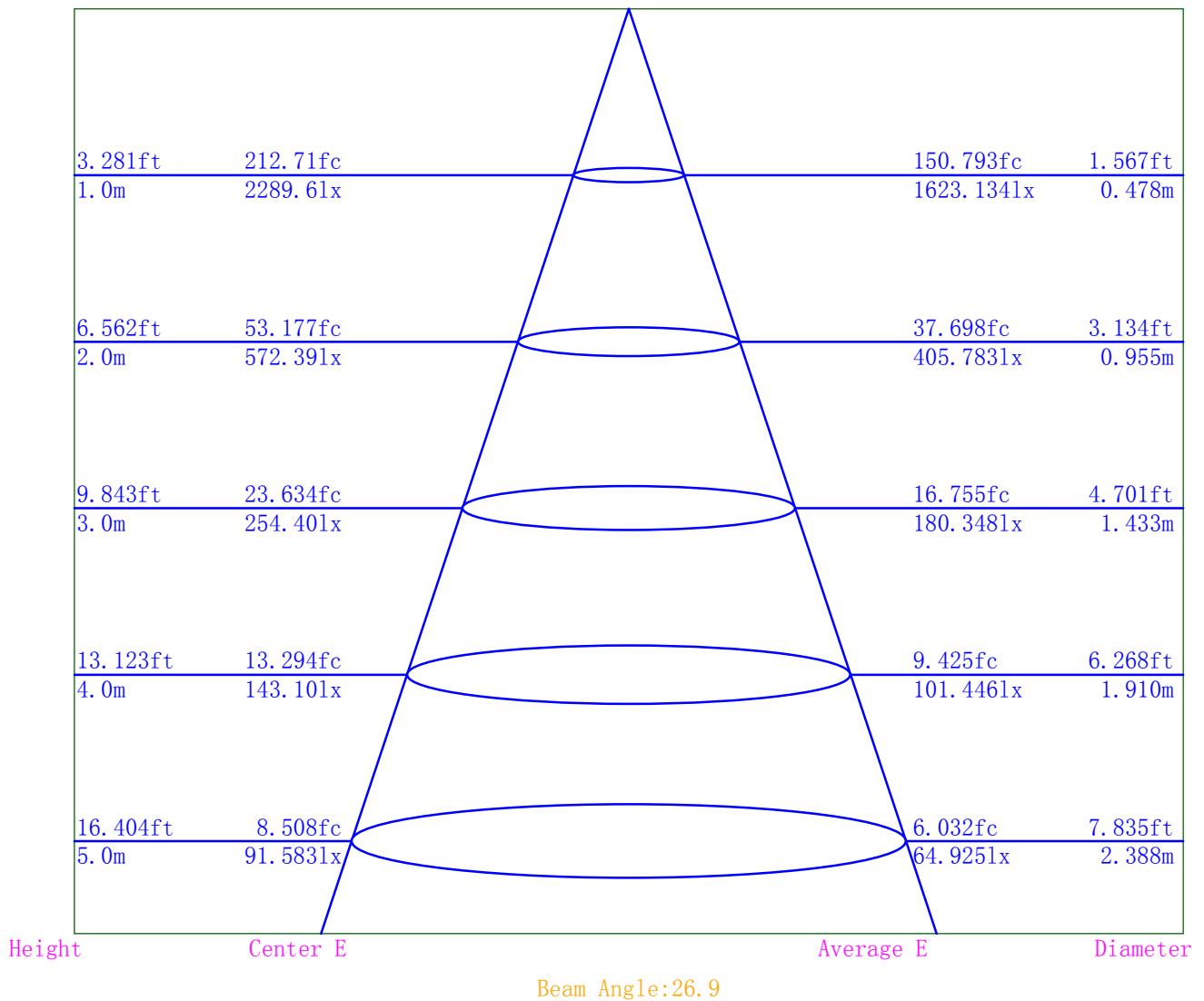
IES Indoor Report

Photometric Filename:AW12541 8W 1202C9 3090 ZHT35-15D 200.IES

Illuminance-Distance Diagram

Lum. Name: AW12541	Lum. Catalog: Down Light	Test ID:
Lamp Name: 1202C9	Lamp Catalog: COB	Test Lab: Test
Manufacture:	Test Machine:GON-2000	Test Date: 2023/06/30

Illuminance-Distance Curve



IES Indoor Report

Photometric Filename:AW12541 8W 1202C9 3090 ZHT35-15D 200.IES

Indoor Luminance Limiting Curves

Lum. Name: AW12541	Lum. Catalog: Down Light	Test ID:
Lamp Name: 1202C9	Lamp Catalog: COB	Test Lab: Test
Manufacture:	Test Machine:GON-2000	Test Date: 2023/06/30

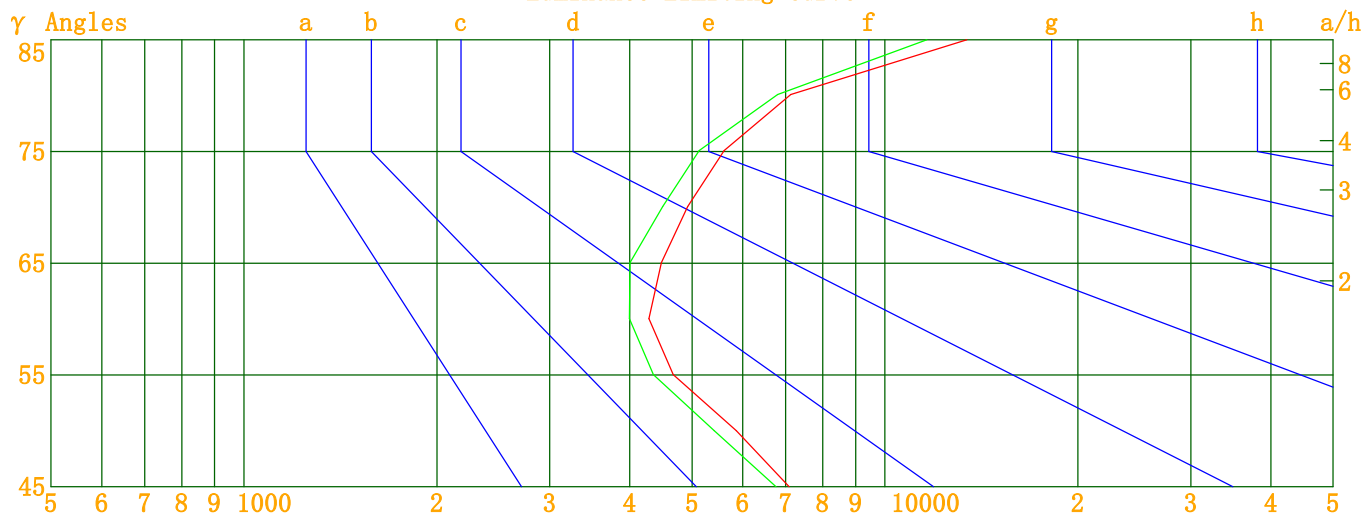
Glare Grade Table

GI	Quality	Using Illuminance							
1.15	A	2000	1000	500	<=300				
1.5	B		2000	1000	500	<=300			
1.85	C			2000	1000	500	<=300		
2.2	D				2000	1000	500	<=300	
2.55	E	a				2000	1000	500	<=300
			b	c	d	e	f	g	h

Luminance Table

Gama(deg)	45	50	55	60	65	70	75	80	85
C0	7088	5865	4673	4282	4482	4923	5611	7127	13412
C90	6761	5418	4351	3995	4004	4500	5129	6799	11627

Luminance Limiting Curve



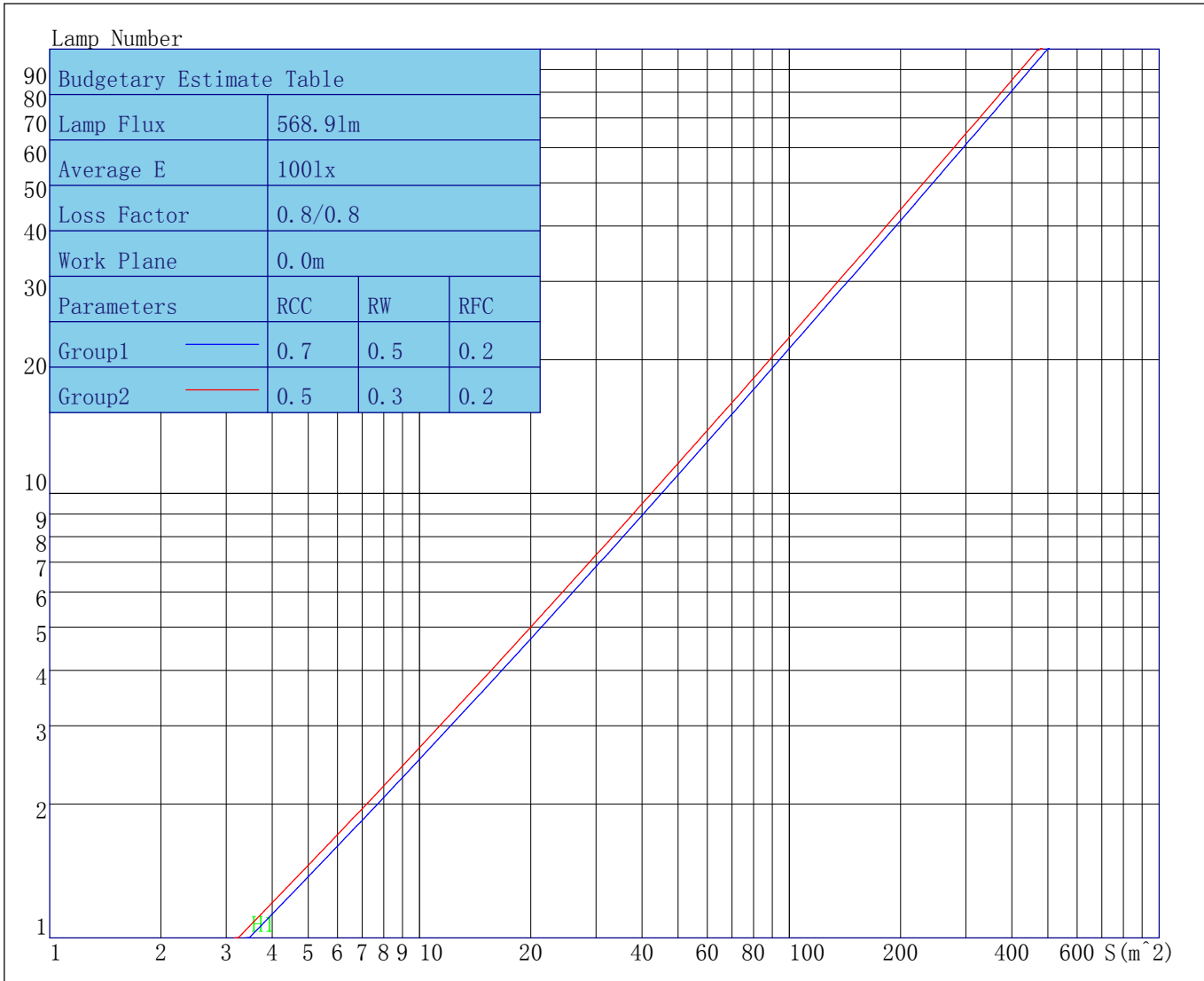
Luminous Size: Length(m)=-0.066 Width(m)=-0.066 Height(m)=0.000 Area(m^2)=0.003421
 Luminous Type: Without Luminous Side
 Luminous Curves: C0-C180 Color: ——— C90-C270 Color: ———

IES Indoor Report

Photometric Filename:AW12541 8W 1202C9 3090 ZHT35-15D 200.IES

Indoor Budgetary Estimate Table

Lum. Name: AW12541	Lum. Catalog: Down Light	Test ID:
Lamp Name: 1202C9	Lamp Catalog: COB	Test Lab: Test
Manufacture:	Test Machine: GON-2000	Test Date: 2023/06/30



Parameters1: Rhocc = 0.7 Rhow = 0.5 Rhofc = 0.2 LLF = 0.8
 Parameters2: Rhocc = 0.5 Rhow = 0.3 Rhofc = 0.2 LLF = 0.8
 Average Illuminance(lx): 100 Cavity Height: H1(m) = 2

IES Indoor Report

Photometric Filename:AW12541 8W 1202C9 3090 ZHT35-15D 200.IES

Indoor Coefficient of Utilization Table

Lum. Name: AW12541	Lum. Catalog: Down Light	Test ID:
Lamp Name: 1202C9	Lamp Catalog: COB	Test Lab: Test
Manufacture:	Test Machine:GON-2000	Test Date: 2023/06/30

Coefficients of Utilization - Zonal Cavity Method																		
Coef.	Effective Floor Cavity Reflectance RFC=0.20																	
RhoCC (%)	80				70				50			30			10			0
RhoW (%)	70	50	30	10	70	50	30	10	50	30	10	50	30	10	50	30	10	0
RCR	Coefficient of Utilization(%)																	
0	119	119	119	119	116	116	116	116	110	110	110	105	105	105	100	100	100	98
1	114	112	110	108	111	109	107	106	105	103	102	101	100	99	97	96	95	93
2	110	106	103	100	108	104	101	99	101	98	96	97	95	94	94	93	91	90
3	106	101	97	94	104	100	96	93	97	94	91	94	92	90	92	90	88	87
4	103	97	93	89	101	96	92	89	93	90	87	91	88	86	89	87	85	84
5	99	93	89	85	98	92	88	85	90	87	84	88	85	83	87	84	82	81
6	96	90	85	82	95	89	85	82	87	84	81	86	83	80	84	82	79	78
7	93	87	82	79	92	86	82	79	84	81	78	83	80	78	82	79	77	76
8	91	84	79	76	90	83	79	76	82	78	76	81	78	75	80	77	75	74
9	88	81	77	74	87	81	77	74	80	76	73	79	75	73	78	75	73	72
10	86	79	75	72	85	78	74	72	77	74	71	77	73	71	76	73	71	70

IES Indoor Report

Photometric Filename:AW12541 8W 1202C9 3090 ZHT35-15D 200.IES

Unified Glare Rating Table

Lum. Name: AW12541	Lum. Catalog: Down Light	Test ID:
Lamp Name: 1202C9	Lamp Catalog: COB	Test Lab: Test
Manufacture:	Test Machine:GON-2000	Test Date: 2023/06/30

Unified Glare Rating Table

Ceiling RCC	0.70	0.70	0.50	0.50	0.30	0.70	0.70	0.50	0.50	0.30	
Wall RW	0.50	0.30	0.50	0.30	0.30	0.50	0.30	0.50	0.30	0.30	
Floor RFC	0.20	0.20	0.20	0.20	0.20	0.20	0.20	0.20	0.20	0.20	
Room Size	Vewed crosswise					Vewed endwise					
X=2H	Y=2H	10.0	10.9	10.4	11.3	11.7	10.8	11.7	11.2	12.1	12.4
	Y=3H	11.3	12.1	11.7	12.5	12.9	12.1	12.9	12.5	13.3	13.8
	Y=4H	12.2	13.0	12.7	13.4	13.8	13.0	13.8	13.5	14.2	14.6
	Y=6H	13.4	14.1	13.9	14.5	15.0	14.1	14.8	14.5	15.2	15.7
	Y=8H	14.2	14.8	14.7	15.3	15.8	14.8	15.4	15.2	15.9	16.3
	Y=12H	15.2	15.8	15.6	16.2	16.7	15.5	16.1	16.0	16.6	17.1
X=4H	Y=2H	10.2	10.9	10.6	11.3	11.8	11.1	11.9	11.6	12.3	12.8
	Y=3H	11.7	12.3	12.1	12.8	13.2	12.8	13.4	13.3	13.9	14.4
	Y=4H	12.7	13.3	13.2	13.8	14.3	13.9	14.5	14.4	14.9	15.4
	Y=6H	14.1	14.6	14.7	15.1	15.7	15.2	15.7	15.7	16.2	16.8
	Y=8H	15.1	15.5	15.6	16.0	16.6	16.0	16.5	16.6	17.0	17.5
	Y=12H	16.3	16.6	16.8	17.2	17.7	16.9	17.3	17.5	17.9	18.4
X=8H	Y=4H	13.0	13.5	13.6	14.0	14.5	14.3	14.8	14.8	15.3	15.8
	Y=6H	14.7	15.0	15.2	15.6	16.1	15.9	16.3	16.5	16.9	17.4
	Y=8H	15.7	16.1	16.3	16.6	17.2	16.9	17.3	17.5	17.8	18.4
	Y=12H	17.1	17.4	17.7	17.9	18.6	18.1	18.4	18.7	18.9	19.6
X=12H	Y=4H	13.1	13.5	13.6	14.0	14.6	14.4	14.8	14.9	15.3	15.9
	Y=6H	14.8	15.2	15.4	15.7	16.3	16.2	16.5	16.7	17.0	17.6
	Y=8H	16.0	16.3	16.6	16.8	17.5	17.3	17.6	17.8	18.1	18.7
Variations with the objverer position at spacings											
S=1.0H	0.1/-0.1					0.1/-0.1					
S=1.5H	0.2/-0.1					0.1/-0.1					
S=2.0H	0.2/-0.5					0.1/-0.1					
Reduced UGR Table:											
Nordic Standard Table:	BKO					BKO					
Correction Value	4.3					4.5					

o the CIE Pub. 117, data has been corrected, refers to the lamp's lumens 8.2flm.

IES Indoor Report

Photometric Filename:AW12541 8W 1202C9 3090 ZHT35-15D 200.IES

Candela Tabulation

V/H	C0.0	C22.5	C45.0	C67.5	C90.0	C112.5	C135.0	C157.5	C180.0	C202.5	C225.0	C247.5
γ 0.0	2289.57	2289.57	2289.57	2289.57	2289.57	2289.57	2289.57	2289.57	2289.57	2289.57	2289.57	2289.57
γ 1.0	2291.71	2297.07	2300.54	2302.67	2299.20	2296.87	2293.12	2282.35	2303.00	2281.94	2266.51	2255.77
γ 2.0	2260.17	2277.28	2292.55	2305.28	2307.99	2290.99	2278.52	2266.50	2275.03	2244.92	2224.94	2211.65
γ 3.0	2220.41	2245.51	2269.54	2291.88	2297.94	2271.45	2245.71	2228.81	2227.27	2192.11	2168.18	2151.94
γ 4.0	2175.83	2205.61	2233.74	2259.92	2268.47	2236.14	2197.69	2169.96	2164.52	2125.85	2097.82	2078.01
γ 5.0	2123.56	2157.62	2184.54	2209.71	2218.24	2182.22	2136.82	2096.92	2092.67	2049.06	2016.64	1994.50
γ 6.0	2059.75	2099.47	2122.73	2142.81	2152.08	2114.86	2067.34	2017.53	2011.99	1962.96	1926.09	1903.05
γ 7.0	1981.09	2029.06	2049.24	2063.97	2073.50	2036.52	1989.83	1933.12	1923.18	1868.57	1826.16	1804.88
γ 8.0	1889.85	1945.34	1965.19	1978.44	1988.80	1948.20	1902.92	1841.62	1825.05	1763.05	1715.38	1696.67
γ 9.0	1788.14	1850.34	1872.43	1886.84	1897.06	1848.91	1805.82	1739.49	1716.28	1643.82	1592.76	1579.59
γ 10.0	1681.37	1744.81	1771.75	1788.16	1796.04	1738.81	1696.93	1623.84	1592.86	1510.42	1459.04	1449.18
γ 11.0	1564.14	1628.32	1661.59	1680.01	1683.40	1615.69	1573.44	1494.85	1452.40	1364.33	1314.72	1308.51
γ 12.0	1436.37	1501.90	1541.06	1560.40	1557.60	1478.88	1435.45	1353.70	1299.19	1209.29	1162.19	1160.76
γ 13.0	1307.75	1368.07	1409.14	1427.48	1419.44	1331.13	1285.54	1205.55	1139.00	1049.91	1010.08	1015.72
γ 14.0	1179.94	1230.98	1271.51	1284.44	1270.08	1177.39	1129.28	1056.54	977.27	893.54	865.55	877.73
γ 15.0	1050.48	1095.32	1131.97	1139.95	1118.69	1027.73	976.64	912.10	825.33	748.77	731.78	749.95
γ 16.0	924.13	962.31	991.09	997.39	970.46	884.41	830.77	773.85	684.84	617.98	611.15	635.99
γ 17.0	805.32	834.00	853.55	856.22	825.60	748.17	692.45	645.03	557.89	503.39	506.61	537.30
γ 18.0	698.86	718.51	726.94	726.22	691.07	623.91	569.51	530.91	448.47	406.19	417.02	450.44
γ 19.0	604.52	616.93	615.05	610.82	572.39	514.81	464.74	432.61	357.23	324.73	340.12	375.29
γ 20.0	518.91	525.16	516.37	509.22	469.85	421.04	375.64	348.63	281.85	257.62	275.01	309.51
γ 21.0	441.42	442.46	429.07	420.52	381.54	341.02	300.93	277.61	220.48	203.72	220.53	253.26
γ 22.0	373.16	368.91	352.76	342.99	307.04	273.85	239.61	219.18	172.71	161.21	176.19	205.79
γ 23.0	311.18	304.19	286.35	276.91	245.79	218.96	190.11	172.40	135.68	128.54	141.15	166.69
γ 24.0	256.54	248.22	230.22	221.96	196.07	174.90	150.56	136.23	107.86	103.75	114.07	134.93
γ 25.0	210.01	200.64	184.24	177.23	156.41	140.42	119.79	108.86	87.25	84.71	93.39	109.87
γ 26.0	169.84	160.99	146.81	140.87	125.24	113.21	96.51	88.18	72.33	70.40	77.24	90.38
γ 27.0	135.77	128.36	116.65	112.43	101.20	92.03	79.08	72.50	60.46	59.38	64.56	74.57
γ 28.0	108.27	101.86	92.82	90.24	82.57	75.46	65.66	60.81	51.46	50.68	54.74	62.74
γ 29.0	86.53	81.05	74.49	73.07	68.68	62.96	55.43	51.76	44.48	43.75	46.98	53.33
γ 30.0	70.14	65.54	60.92	60.56	58.02	53.44	47.54	44.76	38.96	38.12	40.86	46.23
γ 31.0	58.17	54.08	50.82	51.22	49.52	46.21	41.46	39.50	34.22	33.65	35.96	40.35
γ 32.0	48.74	45.26	43.24	44.06	42.86	40.19	36.78	35.14	30.73	29.93	31.52	35.47
γ 33.0	41.63	38.74	37.43	37.83	37.38	35.14	32.83	31.50	27.59	26.61	27.61	31.17
γ 34.0	35.72	33.54	32.72	32.88	32.86	31.06	29.56	28.13	24.51	23.66	24.30	26.94
γ 35.0	30.81	28.93	28.69	29.16	29.09	27.40	26.25	25.29	21.48	21.11	21.50	23.97
γ 36.0	27.21	25.36	25.26	25.54	25.47	24.75	23.96	23.65	19.69	19.29	19.93	21.90
γ 37.0	25.48	23.46	23.32	23.40	23.25	23.02	22.63	22.50	18.42	18.06	18.66	20.00
γ 38.0	23.92	22.13	22.10	22.25	21.95	21.80	21.61	21.67	17.49	17.06	17.46	18.35
γ 39.0	22.60	21.01	21.11	21.30	21.00	20.71	20.89	20.90	16.69	16.14	16.37	16.92
γ 40.0	21.32	20.10	20.46	20.24	19.97	19.96	19.91	20.00	15.74	15.25	15.25	15.40
γ 41.0	20.40	19.24	19.48	19.64	19.24	19.29	19.04	19.38	15.11	14.61	14.23	14.22
γ 42.0	19.45	18.52	18.65	18.81	18.41	18.42	18.39	18.67	14.04	13.79	13.36	13.17
γ 43.0	18.74	17.54	18.05	17.74	17.62	17.63	17.51	17.99	13.23	12.61	12.45	11.80
γ 44.0	17.72	16.77	17.35	17.26	16.85	16.77	16.59	17.19	12.33	11.66	11.51	11.17
γ 45.0	17.15	16.15	16.52	16.36	16.36	16.01	15.81	16.28	11.40	10.81	10.48	10.13
γ 46.0	16.50	15.44	15.81	15.70	15.73	15.23	15.01	15.32	10.56	9.91	9.46	9.31

IES Indoor Report

Photometric Filename:AW12541 8W 1202C9 3090 ZHT35-15D 200.IES

Candela Tabulation - (Cont.)

V/H	C0.0	C22.5	C45.0	C67.5	C90.0	C112.5	C135.0	C157.5	C180.0	C202.5	C225.0	C247.5
γ 47.0	15.55	14.70	14.93	14.81	14.63	14.44	14.18	14.61	9.30	8.84	8.45	8.29
γ 48.0	14.73	13.77	14.05	14.10	13.87	13.59	13.32	13.75	8.38	7.76	7.38	7.22
γ 49.0	13.55	12.93	13.28	13.29	13.00	12.54	12.30	12.60	6.82	6.58	6.46	6.34
γ 50.0	12.90	12.28	12.49	12.29	11.91	11.54	11.17	11.14	5.39	5.08	5.14	5.01
γ 51.0	12.15	11.54	11.51	11.16	10.82	10.21	10.14	9.99	3.89	3.75	3.81	3.92
γ 52.0	11.18	10.55	10.35	10.23	9.74	9.36	9.31	9.38	2.96	3.03	2.92	2.88
γ 53.0	10.52	9.69	9.53	9.64	9.12	9.14	8.79	8.98	2.68	2.79	2.54	2.56
γ 54.0	9.72	8.94	8.97	9.16	8.87	8.72	8.50	8.49	2.31	2.44	2.12	1.93
γ 55.0	9.17	8.43	8.57	8.81	8.54	8.26	8.20	8.05	2.06	2.00	1.68	1.95
γ 56.0	8.98	8.21	8.19	8.61	8.32	7.94	8.07	7.62	1.99	1.72	1.58	1.68
γ 57.0	8.32	7.72	7.89	8.20	7.85	7.69	7.39	7.29	1.81	1.44	1.42	1.55
γ 58.0	8.00	7.43	7.59	7.90	7.45	7.18	6.95	6.79	1.63	1.17	1.34	1.21
γ 59.0	7.76	7.23	7.34	7.34	7.03	6.86	6.72	6.52	1.21	1.23	1.28	1.01
γ 60.0	7.32	6.82	7.16	7.10	6.83	6.33	6.45	6.22	1.19	1.08	1.12	0.86
γ 61.0	7.26	6.50	6.97	6.88	6.54	6.40	6.39	6.13	1.44	0.98	0.96	0.69
γ 62.0	7.20	6.34	6.82	6.60	6.27	6.25	6.14	6.12	1.47	0.77	0.85	0.76
γ 63.0	6.85	6.24	6.52	6.62	6.25	5.98	5.97	5.90	1.32	0.68	0.76	0.78
γ 64.0	6.72	6.05	6.22	6.35	6.07	5.76	5.93	5.79	1.13	1.06	0.84	0.74
γ 65.0	6.48	5.97	5.92	6.13	5.79	5.61	5.82	5.45	1.13	1.00	0.89	0.98
γ 66.0	6.31	5.52	5.71	5.80	5.85	5.53	5.46	5.43	1.18	1.02	0.86	0.94
γ 67.0	5.91	5.18	5.53	5.72	5.72	5.28	5.32	5.32	1.14	1.16	0.81	0.94
γ 68.0	5.89	5.37	5.40	5.56	5.52	5.11	5.30	5.12	0.99	0.94	0.77	1.08
γ 69.0	5.99	5.41	5.32	5.55	5.62	4.93	4.96	5.02	1.55	0.86	0.88	0.90
γ 70.0	5.76	5.22	5.37	5.34	5.27	4.94	4.78	4.68	1.00	0.94	0.85	0.78
γ 71.0	5.38	5.06	5.12	5.04	5.07	4.99	4.57	4.61	1.09	0.95	0.92	0.79
γ 72.0	5.34	4.89	4.82	5.01	4.99	4.74	4.64	4.61	1.11	0.94	1.08	1.03
γ 73.0	5.41	4.67	4.71	4.80	5.03	4.51	4.59	4.64	1.17	0.97	0.98	0.91
γ 74.0	4.92	4.55	4.53	4.63	4.95	4.32	4.45	4.61	1.44	0.89	1.02	1.01
γ 75.0	4.97	4.52	4.48	4.63	4.54	4.44	4.28	4.38	1.31	0.84	1.14	0.89
γ 76.0	4.72	4.42	4.42	4.84	4.54	4.37	4.07	4.26	1.32	1.06	1.05	1.01
γ 77.0	4.70	4.24	4.52	4.59	4.40	4.29	4.00	4.29	1.47	1.20	1.09	1.25
γ 78.0	4.41	3.94	4.43	4.33	4.28	4.10	4.09	4.07	1.34	1.20	1.17	1.07
γ 79.0	4.30	3.91	4.51	4.31	4.16	4.01	3.98	3.77	1.42	1.16	1.25	1.10
γ 80.0	4.23	4.03	4.43	4.34	4.04	3.91	3.66	3.78	1.57	1.06	1.22	1.06
γ 81.0	4.20	3.95	4.24	4.06	4.11	3.80	3.88	3.76	1.50	1.08	1.24	1.33
γ 82.0	4.27	3.88	4.23	3.90	4.04	3.70	3.77	3.62	1.38	1.27	1.51	1.22
γ 83.0	4.22	3.72	4.11	3.97	3.98	3.67	3.56	3.47	1.54	1.35	1.52	1.27
γ 84.0	4.10	3.52	4.05	3.77	3.73	3.62	3.56	3.45	1.63	1.31	1.32	1.36
γ 85.0	4.00	3.44	3.97	3.89	3.47	3.79	3.49	3.30	1.66	1.28	1.36	1.50
γ 86.0	3.90	3.40	3.94	3.56	3.35	3.44	3.17	3.13	1.83	1.37	1.49	1.47
γ 87.0	3.80	3.22	3.84	3.59	3.28	3.18	3.43	3.17	2.09	1.48	1.78	1.53
γ 88.0	3.48	3.34	3.77	3.34	3.04	3.22	3.38	3.01	2.06	1.51	1.96	1.63
γ 89.0	3.55	3.10	3.74	3.21	3.02	3.07	3.16	2.95	2.00	1.40	1.94	1.70
γ 90.0	3.57	3.03	3.62	3.31	3.02	3.02	3.18	2.93	1.82	1.60	2.03	1.92
γ 91.0	3.49	3.09	3.57	3.28	3.29	3.04	3.04	2.87	1.86	1.67	1.95	1.59
γ 92.0	3.12	3.06	3.58	3.17	3.07	3.03	3.11	2.58	1.92	1.64	1.77	1.59
γ 93.0	3.39	2.78	3.53	3.14	3.23	2.91	3.12	2.69	2.04	1.60	1.88	1.74

IES Indoor Report

Photometric Filename:AW12541 8W 1202C9 3090 ZHT35-15D 200.IES

Candela Tabulation - (Cont.)

V/H	C0.0	C22.5	C45.0	C67.5	C90.0	C112.5	C135.0	C157.5	C180.0	C202.5	C225.0	C247.5
γ 94.0	3.31	2.85	3.35	3.18	2.98	2.83	3.04	2.89	2.13	1.53	2.03	1.87
γ 95.0	3.19	2.65	3.22	3.19	3.19	2.76	2.93	2.85	1.89	1.64	1.99	1.77
γ 96.0	3.47	2.67	3.13	3.14	2.96	2.63	2.88	2.67	2.06	1.60	1.73	1.56
γ 97.0	3.34	2.66	3.08	2.90	2.82	2.62	2.75	2.74	2.08	1.73	1.71	1.76
γ 98.0	3.31	2.71	3.02	2.74	2.80	2.67	2.76	2.55	2.26	1.70	1.88	1.83
γ 99.0	3.29	2.76	2.94	2.80	2.74	2.55	2.69	2.49	2.32	1.58	1.84	2.03
γ 100.0	3.08	2.68	2.88	2.78	2.92	2.59	2.60	2.46	2.14	1.56	1.82	1.79
γ 101.0	3.02	2.60	2.91	2.72	2.81	2.46	2.53	2.37	1.90	1.59	1.93	1.76
γ 102.0	2.95	2.67	2.86	2.61	2.67	2.32	2.60	2.43	1.94	1.67	1.83	2.06
γ 103.0	2.91	2.61	2.75	2.56	2.70	2.32	2.47	2.49	2.13	1.92	1.95	1.88
γ 104.0	3.01	2.58	2.71	2.66	2.80	2.16	2.19	2.38	1.98	1.79	2.09	1.87
γ 105.0	2.89	2.54	2.69	2.44	2.65	2.30	2.22	2.20	2.14	1.64	2.05	1.89
γ 106.0	2.91	2.52	2.46	2.52	2.47	2.35	2.34	2.42	1.92	1.69	1.97	1.91
γ 107.0	2.93	2.34	2.47	2.52	2.53	2.23	2.46	2.41	2.02	1.45	2.04	1.87
γ 108.0	2.69	2.20	2.65	2.42	2.46	2.34	2.42	2.30	2.24	1.49	2.15	1.57
γ 109.0	2.60	2.30	2.56	2.34	2.48	2.31	2.19	2.24	2.18	1.60	2.10	1.78
γ 110.0	2.57	2.29	2.57	2.43	2.37	2.13	2.08	2.42	2.03	1.54	1.89	1.81
γ 111.0	2.36	2.31	2.59	2.43	2.34	2.16	2.26	2.24	2.25	1.65	1.99	1.75
γ 112.0	2.57	2.25	2.58	2.36	2.38	2.08	2.28	2.18	2.07	1.78	2.03	1.98
γ 113.0	2.66	2.27	2.46	2.41	2.36	1.94	2.07	2.38	2.36	1.79	1.92	1.71
γ 114.0	2.70	2.19	2.38	2.30	2.26	1.80	2.25	2.28	2.30	1.67	2.10	1.76
γ 115.0	2.52	2.26	2.35	2.12	2.03	1.89	2.18	2.23	2.26	1.61	2.14	1.75
γ 116.0	2.55	2.35	2.33	2.05	2.14	2.05	2.20	2.21	2.16	1.75	2.10	1.61
γ 117.0	2.59	2.17	2.32	2.05	2.26	2.07	2.34	2.09	2.23	1.84	1.96	1.61
γ 118.0	2.35	2.25	2.19	2.20	2.17	2.07	2.33	2.22	1.88	1.76	2.02	1.83
γ 119.0	2.38	2.34	2.33	2.11	2.17	1.96	2.00	2.32	2.11	1.80	2.09	1.61
γ 120.0	2.66	2.34	2.42	2.12	2.15	1.79	2.03	2.33	1.84	1.74	2.00	1.74
γ 121.0	2.35	2.28	2.31	1.93	2.04	1.92	2.03	2.17	1.94	1.85	1.98	1.87
γ 122.0	2.45	2.10	2.29	1.89	1.99	1.88	1.92	2.12	1.95	1.82	2.02	1.65
γ 123.0	2.61	1.87	2.20	2.00	2.07	1.90	1.92	1.86	1.87	1.77	2.08	1.90
γ 124.0	2.46	1.84	2.24	2.06	2.11	1.86	1.97	2.01	2.15	1.78	2.20	1.84
γ 125.0	2.40	2.05	2.36	2.09	1.93	1.82	1.94	2.23	1.91	1.75	2.17	1.96
γ 126.0	2.53	2.08	2.44	1.89	2.07	1.62	1.77	2.26	2.10	1.82	1.81	1.82
γ 127.0	2.44	2.14	2.33	1.89	1.98	1.49	1.77	2.08	2.32	1.83	1.65	1.74
γ 128.0	2.46	2.20	2.01	1.93	1.85	1.65	1.53	2.11	2.23	1.67	1.99	1.82
γ 129.0	2.39	2.18	2.19	2.11	1.75	1.80	1.78	1.92	2.15	1.65	1.98	1.85
γ 130.0	2.61	2.15	2.41	1.96	1.76	1.68	1.90	2.00	1.99	1.80	2.00	2.03
γ 131.0	2.32	2.19	2.39	1.91	1.78	1.76	1.64	2.00	2.41	1.83	2.12	1.59
γ 132.0	2.33	2.12	2.42	2.01	1.86	1.76	1.61	1.88	2.37	1.78	2.16	1.53
γ 133.0	2.18	2.16	2.16	1.85	2.02	1.59	1.72	1.85	2.37	1.89	2.05	1.88
γ 134.0	2.43	2.29	2.03	1.94	2.07	1.62	1.63	1.97	2.19	1.93	2.06	2.02
γ 135.0	2.31	2.23	2.11	1.91	2.00	1.77	1.69	1.93	2.31	1.92	2.20	1.92
γ 136.0	2.30	2.09	2.20	1.78	1.96	1.65	1.95	2.02	2.31	1.99	2.24	1.98
γ 137.0	2.23	2.18	2.18	2.01	2.07	1.51	1.85	1.75	2.54	1.77	2.12	1.93
γ 138.0	2.22	2.26	2.20	1.83	2.10	1.48	1.80	1.90	2.29	1.80	2.05	2.05
γ 139.0	2.27	2.08	2.08	1.84	2.07	1.48	1.62	1.93	2.48	1.79	2.04	2.15
γ 140.0	2.31	1.99	2.09	1.98	2.06	1.66	1.68	1.77	2.28	1.77	2.12	2.07

IES Indoor Report

Photometric Filename:AW12541 8W 1202C9 3090 ZHT35-15D 200.IES

Candela Tabulation - (Cont.)

V/H	C0.0	C22.5	C45.0	C67.5	C90.0	C112.5	C135.0	C157.5	C180.0	C202.5	C225.0	C247.5
γ 141.0	2.21	2.02	2.07	2.13	2.01	1.71	1.95	1.71	2.30	1.92	2.27	2.03
γ 142.0	2.36	1.93	2.14	2.17	2.01	1.90	2.05	1.84	2.47	1.80	2.35	2.11
γ 143.0	2.25	2.01	2.25	2.28	1.92	1.82	1.89	2.01	2.53	1.71	2.29	2.28
γ 144.0	2.36	2.23	2.22	2.13	2.01	1.87	1.88	2.09	2.58	2.00	2.25	2.39
γ 145.0	2.46	2.27	2.19	2.12	1.90	2.01	2.07	1.98	2.77	2.21	2.17	2.18
γ 146.0	2.33	2.17	2.17	2.40	2.19	2.18	2.06	2.04	2.54	2.31	2.42	2.18
γ 147.0	2.31	2.05	2.29	2.45	2.44	2.24	2.34	2.21	2.89	2.24	2.49	2.18
γ 148.0	2.44	2.17	2.33	2.50	2.44	2.36	2.47	2.40	3.00	2.24	2.48	2.67
γ 149.0	2.56	2.39	2.33	2.51	2.40	2.36	2.45	2.35	2.69	2.48	2.51	2.46
γ 150.0	2.60	2.44	2.43	2.76	2.36	2.44	2.67	2.31	2.94	2.54	2.68	2.48
γ 151.0	2.76	2.58	2.44	2.61	2.39	2.39	2.60	2.41	2.77	2.74	2.55	2.71
γ 152.0	3.04	2.68	2.54	2.91	2.67	2.42	3.02	2.68	2.88	2.83	2.65	2.66
γ 153.0	2.86	2.80	2.45	3.03	2.72	2.68	2.86	2.80	3.03	2.71	2.84	2.76
γ 154.0	3.03	2.69	2.53	2.71	2.78	2.90	2.66	2.57	2.78	2.76	2.94	2.95
γ 155.0	3.12	2.77	2.77	2.86	3.14	3.02	2.74	2.65	3.01	2.91	2.97	2.96
γ 156.0	3.17	2.91	2.85	3.14	3.09	3.14	3.03	2.78	3.38	2.95	3.10	2.90
γ 157.0	3.28	2.92	2.80	3.18	2.89	3.17	3.11	2.70	3.41	3.11	3.15	3.04
γ 158.0	3.28	3.26	3.01	3.13	3.10	3.11	3.37	2.73	3.55	3.07	3.38	3.07
γ 159.0	3.37	3.35	3.06	3.19	3.24	3.27	3.39	3.03	3.96	3.10	3.63	3.18
γ 160.0	3.69	3.23	3.25	3.26	3.19	3.40	3.41	3.25	3.65	3.34	3.57	3.05
γ 161.0	3.88	3.46	3.33	3.22	3.24	3.35	3.62	3.33	3.59	3.52	3.59	3.34
γ 162.0	3.51	3.73	3.34	3.31	3.34	3.54	3.55	3.09	3.54	3.72	3.68	3.10
γ 163.0	3.83	3.69	3.32	3.40	3.55	3.47	3.64	3.16	3.71	3.62	3.67	3.39
γ 164.0	3.71	3.52	3.42	3.37	3.56	3.52	3.70	3.41	3.74	3.71	3.60	3.37
γ 165.0	3.75	3.46	3.69	3.47	3.62	3.54	3.61	3.54	4.02	3.74	3.61	3.18
γ 166.0	3.93	3.54	3.61	3.69	3.53	3.57	3.71	3.30	4.02	3.65	3.64	3.47
γ 167.0	3.73	3.58	3.48	3.73	3.72	3.74	3.66	3.42	3.82	3.64	3.65	3.57
γ 168.0	3.69	3.64	3.54	3.60	3.90	3.87	3.75	3.53	3.97	3.66	3.60	3.48
γ 169.0	3.82	3.56	3.50	3.72	3.88	3.74	3.69	3.70	4.00	3.74	3.66	3.39
γ 170.0	3.90	3.60	3.31	3.84	3.91	3.64	3.62	3.59	3.77	3.64	3.70	3.51
γ 171.0	3.98	3.68	3.51	3.79	3.97	3.60	3.82	3.58	3.97	3.59	3.66	3.48
γ 172.0	4.06	3.59	3.53	3.83	3.78	3.65	3.66	3.38	3.96	3.72	3.63	3.57
γ 173.0	4.14	3.43	3.53	3.84	3.74	3.64	3.94	3.41	3.88	3.55	3.66	3.58
γ 174.0	3.98	3.31	3.64	3.95	3.58	3.61	3.79	3.56	4.14	3.64	3.71	3.56
γ 175.0	3.87	3.46	3.44	3.82	3.65	3.55	3.63	3.60	4.08	3.73	3.75	3.68
γ 176.0	4.01	3.54	3.53	3.70	3.63	3.63	3.55	3.40	3.92	3.60	3.80	3.68
γ 177.0	3.96	3.54	3.61	3.71	3.62	3.60	3.47	3.49	3.97	3.59	3.74	3.61
γ 178.0	3.94	3.79	3.55	3.55	3.91	3.47	3.54	3.54	4.07	3.45	3.75	3.75
γ 179.0	3.75	3.80	3.59	3.62	3.78	3.55	3.54	3.68	3.99	3.40	3.77	3.53
γ 180.0	3.65	3.65	3.65	3.65	3.65	3.65	3.65	3.65	3.65	3.65	3.65	3.65
V/H	C270.0	C292.5	C315.0	C337.5								
γ 0.0	2289.57	2289.57	2289.57	2289.57								
γ 1.0	2248.72	2260.59	2258.95	2260.03								
γ 2.0	2204.05	2218.06	2217.93	2230.27								
γ 3.0	2143.42	2160.54	2166.66	2191.10								
γ 4.0	2068.90	2091.40	2107.19	2141.05								
γ 5.0	1984.87	2014.68	2039.91	2080.26								

IES Indoor Report

Photometric Filename:AW12541 8W 1202C9 3090 ZHT35-15D 200.IES

Candela Tabulation - (Cont.)

V/H	C270. 0	C292. 5	C315. 0	C337. 5
γ 6. 0	1891.69	1930.91	1963.88	2008.25
γ 7. 0	1791.99	1839.74	1878.94	1925.66
γ 8. 0	1683.91	1739.05	1782.76	1831.72
γ 9. 0	1567.26	1628.51	1675.89	1728.33
γ 10. 0	1441.25	1508.82	1557.92	1616.88
γ 11. 0	1305.62	1380.70	1427.82	1496.82
γ 12. 0	1166.92	1248.48	1291.60	1370.16
γ 13. 0	1029.66	1113.43	1155.51	1240.72
γ 14. 0	896.96	976.51	1019.34	1108.39
γ 15. 0	773.94	844.88	885.30	972.86
γ 16. 0	662.84	723.82	760.75	840.81
γ 17. 0	565.58	616.92	651.07	721.39
γ 18. 0	479.88	522.78	556.26	616.39
γ 19. 0	404.27	440.13	473.16	524.28
γ 20. 0	337.57	367.49	399.31	442.27
γ 21. 0	279.64	303.67	333.46	370.27
γ 22. 0	229.63	249.43	276.17	307.10
γ 23. 0	187.04	203.38	226.35	252.55
γ 24. 0	151.49	164.28	183.53	205.09
γ 25. 0	123.33	132.25	147.92	164.75
γ 26. 0	100.68	107.47	118.62	131.04
γ 27. 0	82.83	87.81	95.01	103.62
γ 28. 0	68.73	72.41	76.73	82.46
γ 29. 0	58.16	60.61	62.77	66.04
γ 30. 0	49.94	51.27	52.15	53.96
γ 31. 0	43.16	43.93	43.88	44.77
γ 32. 0	37.78	38.27	37.58	37.67
γ 33. 0	33.43	33.37	32.17	31.99
γ 34. 0	29.10	28.80	27.83	27.25
γ 35. 0	25.48	25.24	24.26	23.25
γ 36. 0	22.97	23.03	21.97	20.57
γ 37. 0	21.10	20.96	20.01	18.93
γ 38. 0	19.00	18.88	18.36	17.68
γ 39. 0	17.30	17.04	16.85	16.47
γ 40. 0	15.89	15.71	15.39	15.53
γ 41. 0	14.73	14.81	14.61	14.51
γ 42. 0	13.29	13.57	13.55	13.56
γ 43. 0	12.09	12.40	12.36	12.50
γ 44. 0	10.99	11.53	11.41	11.70
γ 45. 0	9.97	10.64	10.56	10.87
γ 46. 0	9.07	9.65	10.04	10.21
γ 47. 0	7.85	8.79	9.34	9.53
γ 48. 0	6.92	7.78	8.27	8.39
γ 49. 0	6.27	6.83	7.22	7.33
γ 50. 0	5.57	6.04	6.15	6.49
γ 51. 0	4.53	4.95	5.06	5.45
γ 52. 0	3.64	4.04	3.85	4.28

IES Indoor Report

Photometric Filename:AW12541 8W 1202C9 3090 ZHT35-15D 200.IES

Candela Tabulation - (Cont.)

V/H	C270. 0	C292. 5	C315. 0	C337. 5
γ 53. 0	2. 98	3. 23	3. 06	3. 35
γ 54. 0	2. 58	2. 57	2. 65	2. 81
γ 55. 0	2. 25	2. 12	2. 58	2. 34
γ 56. 0	2. 08	1. 96	2. 23	2. 10
γ 57. 0	1. 63	1. 71	1. 79	1. 91
γ 58. 0	1. 61	1. 52	1. 61	1. 61
γ 59. 0	1. 13	1. 31	1. 48	1. 35
γ 60. 0	0. 90	1. 18	1. 24	1. 13
γ 61. 0	0. 82	1. 00	1. 29	1. 10
γ 62. 0	0. 82	0. 89	1. 22	1. 06
γ 63. 0	0. 71	0. 80	0. 89	0. 94
γ 64. 0	0. 70	0. 88	0. 60	0. 75
γ 65. 0	0. 56	0. 79	0. 62	0. 59
γ 66. 0	0. 65	0. 91	0. 68	0. 73
γ 67. 0	0. 78	0. 85	0. 64	0. 76
γ 68. 0	0. 84	0. 75	0. 71	0. 91
γ 69. 0	0. 64	0. 63	0. 89	0. 81
γ 70. 0	0. 54	0. 78	0. 84	0. 96
γ 71. 0	0. 82	0. 85	0. 81	0. 86
γ 72. 0	0. 73	0. 71	0. 80	0. 67
γ 73. 0	0. 84	0. 76	0. 88	0. 72
γ 74. 0	0. 90	0. 91	1. 01	0. 75
γ 75. 0	1. 10	1. 07	0. 86	0. 59
γ 76. 0	1. 16	1. 14	0. 91	0. 76
γ 77. 0	1. 33	1. 14	0. 73	0. 86
γ 78. 0	1. 06	1. 29	1. 20	1. 10
γ 79. 0	1. 18	1. 26	1. 14	1. 27
γ 80. 0	1. 26	1. 02	1. 20	1. 22
γ 81. 0	1. 28	1. 04	1. 29	1. 17
γ 82. 0	1. 32	1. 15	1. 38	1. 29
γ 83. 0	1. 15	1. 26	1. 24	1. 35
γ 84. 0	1. 45	1. 33	1. 38	1. 51
γ 85. 0	1. 50	1. 24	1. 42	1. 33
γ 86. 0	1. 34	1. 29	1. 39	1. 44
γ 87. 0	1. 27	1. 52	1. 37	1. 68
γ 88. 0	1. 36	1. 43	1. 39	1. 59
γ 89. 0	1. 58	1. 53	1. 44	1. 46
γ 90. 0	1. 56	1. 53	1. 72	1. 60
γ 91. 0	1. 72	1. 49	1. 85	1. 60
γ 92. 0	1. 63	1. 51	1. 74	1. 62
γ 93. 0	1. 56	1. 66	1. 81	1. 60
γ 94. 0	1. 59	1. 74	1. 77	1. 63
γ 95. 0	1. 66	1. 89	1. 99	1. 71
γ 96. 0	1. 84	1. 67	1. 90	1. 69
γ 97. 0	1. 86	1. 67	1. 91	1. 61
γ 98. 0	1. 53	1. 72	2. 26	1. 68
γ 99. 0	1. 71	1. 62	2. 26	1. 73

IES Indoor Report

Photometric Filename:AW12541 8W 1202C9 3090 ZHT35-15D 200.IES

Candela Tabulation - (Cont.)

V/H	C270.0	C292.5	C315.0	C337.5
γ 100.0	1.80	1.68	2.03	1.84
γ 101.0	1.67	1.73	1.97	1.63
γ 102.0	1.75	1.69	1.88	1.62
γ 103.0	1.84	1.68	1.60	1.85
γ 104.0	1.92	1.63	1.74	1.73
γ 105.0	1.76	1.65	1.83	1.74
γ 106.0	1.86	1.78	1.63	1.66
γ 107.0	1.82	1.62	1.73	1.64
γ 108.0	1.75	1.66	1.78	1.56
γ 109.0	1.87	1.74	1.71	1.57
γ 110.0	2.00	1.74	1.74	1.62
γ 111.0	2.08	1.64	2.00	1.57
γ 112.0	2.04	1.81	1.82	1.77
γ 113.0	1.88	1.87	1.69	1.86
γ 114.0	1.80	1.58	1.71	1.88
γ 115.0	1.96	1.56	1.91	1.82
γ 116.0	1.84	1.68	1.73	1.86
γ 117.0	1.98	1.54	2.01	1.74
γ 118.0	2.08	1.79	1.94	1.84
γ 119.0	1.90	1.67	1.74	1.60
γ 120.0	1.85	1.70	1.55	1.58
γ 121.0	2.00	1.63	1.67	1.63
γ 122.0	2.24	1.58	1.76	1.77
γ 123.0	2.13	1.46	1.85	1.74
γ 124.0	2.06	1.50	1.64	1.84
γ 125.0	2.14	1.52	1.80	1.65
γ 126.0	2.00	1.64	1.81	1.67
γ 127.0	2.01	1.72	1.99	1.54
γ 128.0	2.03	1.71	1.83	1.70
γ 129.0	2.01	1.88	1.77	1.93
γ 130.0	2.17	1.79	1.99	1.80
γ 131.0	2.13	1.71	1.78	1.67
γ 132.0	2.23	1.77	1.68	1.63
γ 133.0	2.16	1.84	1.75	1.84
γ 134.0	2.19	1.66	1.76	1.82
γ 135.0	2.07	1.61	1.77	1.79
γ 136.0	2.05	1.69	1.86	1.85
γ 137.0	2.12	1.84	1.91	1.81
γ 138.0	2.31	1.68	1.88	1.72
γ 139.0	2.31	1.74	2.27	1.66
γ 140.0	2.29	1.85	2.16	1.70
γ 141.0	2.33	2.10	2.23	1.76
γ 142.0	2.30	2.09	2.16	1.74
γ 143.0	2.54	1.92	2.04	1.88
γ 144.0	2.38	2.07	2.09	1.83
γ 145.0	2.52	2.16	2.31	2.02
γ 146.0	2.65	2.06	2.50	2.03

IES Indoor Report

Photometric Filename:AW12541 8W 1202C9 3090 ZHT35-15D 200.IES

Candela Tabulation - (Cont.)

V/H	C270. 0	C292. 5	C315. 0	C337. 5
γ 147. 0	2. 42	2. 12	2. 62	2. 39
γ 148. 0	2. 84	2. 28	2. 58	2. 18
γ 149. 0	2. 89	2. 38	2. 57	2. 13
γ 150. 0	2. 78	2. 40	2. 56	2. 34
γ 151. 0	2. 97	2. 29	2. 80	2. 43
γ 152. 0	3. 08	2. 53	2. 63	2. 64
γ 153. 0	2. 96	2. 58	2. 82	2. 50
γ 154. 0	2. 98	2. 55	2. 77	2. 75
γ 155. 0	3. 24	2. 61	2. 71	2. 84
γ 156. 0	3. 35	2. 64	2. 87	2. 80
γ 157. 0	3. 50	2. 58	2. 81	2. 77
γ 158. 0	3. 51	2. 67	2. 93	2. 76
γ 159. 0	3. 56	2. 91	3. 00	2. 93
γ 160. 0	3. 59	3. 00	3. 30	2. 99
γ 161. 0	3. 46	3. 25	3. 35	3. 06
γ 162. 0	3. 64	3. 21	3. 37	3. 14
γ 163. 0	3. 42	3. 17	3. 58	3. 34
γ 164. 0	3. 67	3. 08	3. 58	3. 27
γ 165. 0	3. 52	3. 00	3. 50	3. 50
γ 166. 0	3. 76	3. 05	3. 42	3. 49
γ 167. 0	3. 86	2. 99	3. 58	3. 43
γ 168. 0	3. 81	2. 93	3. 46	3. 43
γ 169. 0	3. 70	3. 30	3. 62	3. 48
γ 170. 0	3. 74	3. 27	3. 48	3. 41
γ 171. 0	3. 65	3. 50	3. 45	3. 38
γ 172. 0	3. 50	3. 51	3. 58	3. 47
γ 173. 0	3. 82	3. 38	3. 53	3. 41
γ 174. 0	3. 87	3. 43	3. 45	3. 39
γ 175. 0	3. 71	3. 40	3. 54	3. 56
γ 176. 0	3. 91	3. 41	3. 67	3. 63
γ 177. 0	3. 48	3. 63	3. 52	3. 55
γ 178. 0	3. 49	3. 62	3. 65	3. 54
γ 179. 0	3. 71	3. 34	3. 54	3. 50
γ 180. 0	3. 65	3. 65	3. 65	3. 65
