

IES Indoor Report

Photometric Filename:AW10800-10W-1002C4-3090-ZHT35-10D-YGE-250mA.IES

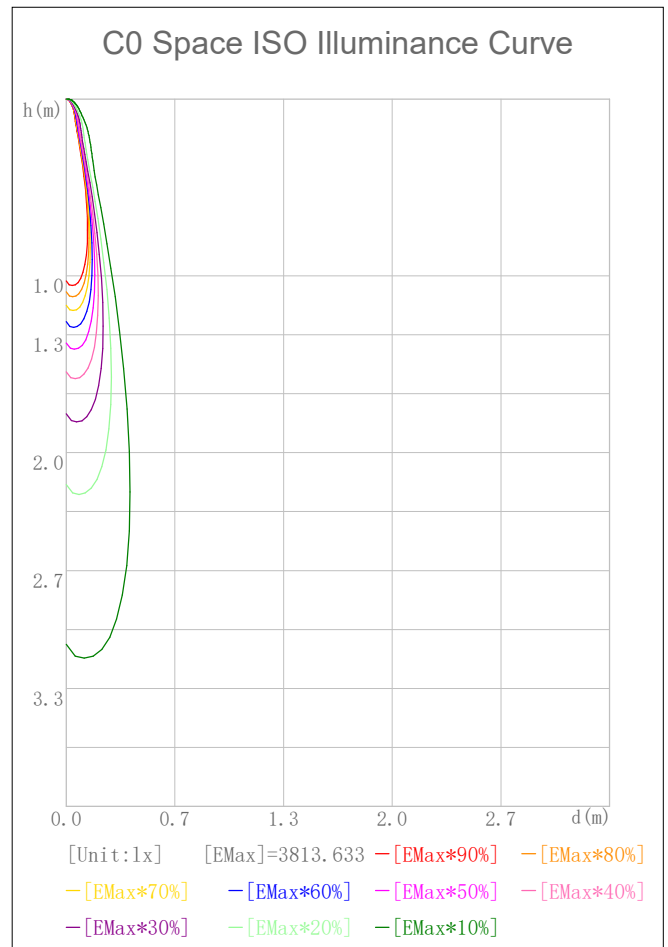
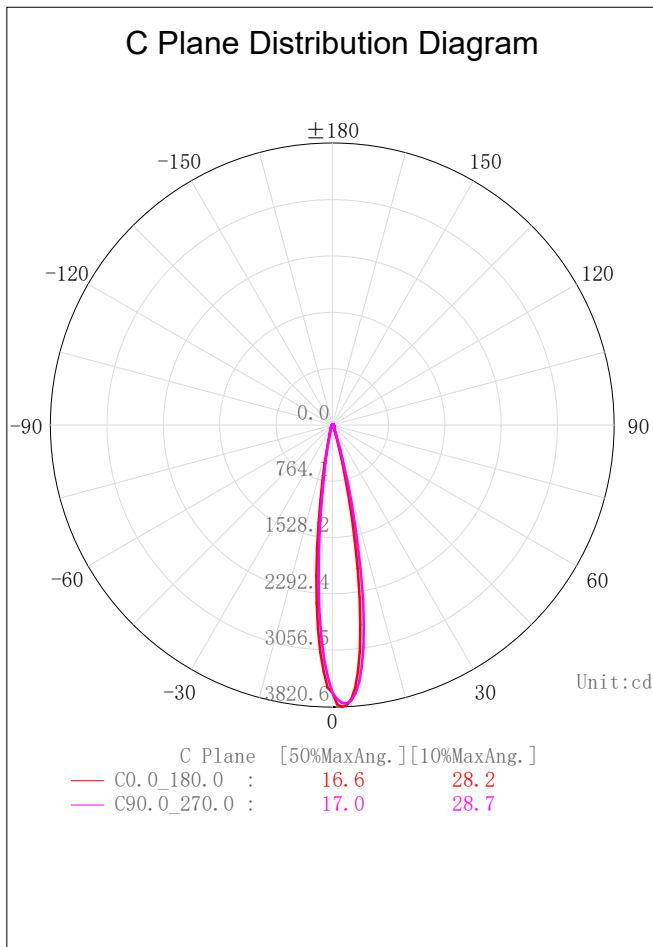
Indoor Luminaire Photometric Data

Description Information

Luminaire Name: AW10800	Lum. Catalog: Downlight	Test ID:
Lamp Name: 1002C4	Lamp Catalog: COB	Test Date: 2024/01/08
Manufacture:	Shld. Ang(°):10	Test Machine:GON-2000
Test Lab: Test	Frequency(Hz):50	Lamp CCT(K): 3000 Ra: 90
Lum. Size(W*L*H):0.063m*0.063m*0.000m	Lum. Area(m ²):0.003	Lum. W(kg): 0.000
Test System: C, γ	Test Step: C=22.5 γ=1.0	Temp.(°C): 25
		Humidity(%): 50.0

Character Parameter

Lamp Speciality Parameter		Luminaire Speciality Parameter	
Rated Flux(lm): 411.980	Luminaire Flux(lm): 411.985	Field Angle(10%Imax): 28.2(°)	
Rated Power(W): 10	Luminaire Efficiency: 100.00%	Down Lumens&Percent: 408.905lm 99.25%	
Rated Voltage(V): 220	Luminaire EER(lm/W): 47.877	Up Lumens&Percent: 3.080lm 0.75%	
Tested Power(W): 8.605	Max. Candela(cd): 3820.611	S/MH: C0_a180=0.295 C90_270=0.300	
Lamps' Inside: 1	Max Cand@Ang.(°): C=0.0 γ=2.0	CIE Type: Semi-Direct	
Tested Electrics(V, A, pf):220.0, 0.102, 0.379	Beam Angle(50%Imax): 16.6(°)	ErP Φuse(90°): 402.050lm	
Lamp Size(W*L*H):0.063m*0.063m*0.000m	Left=-6.4°, Right=10.2°	IRF(%): 1883.863	



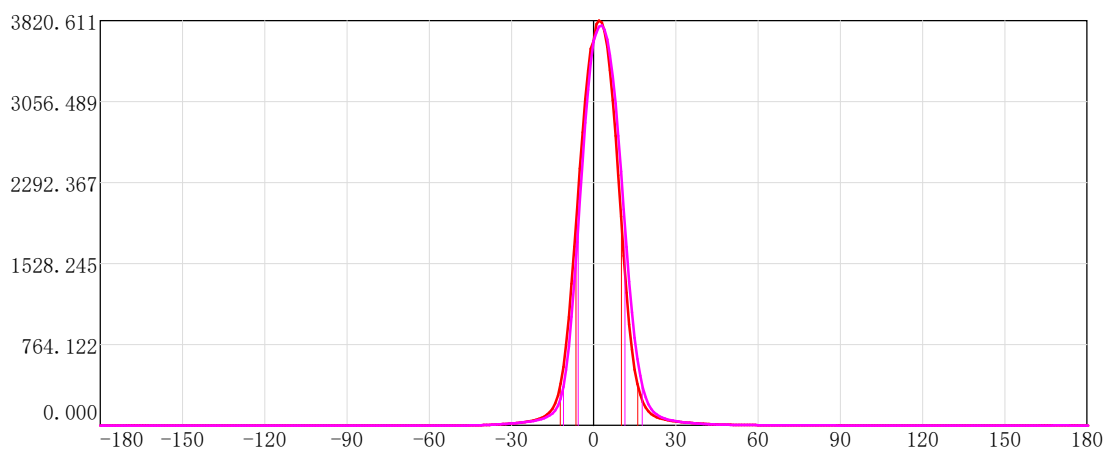
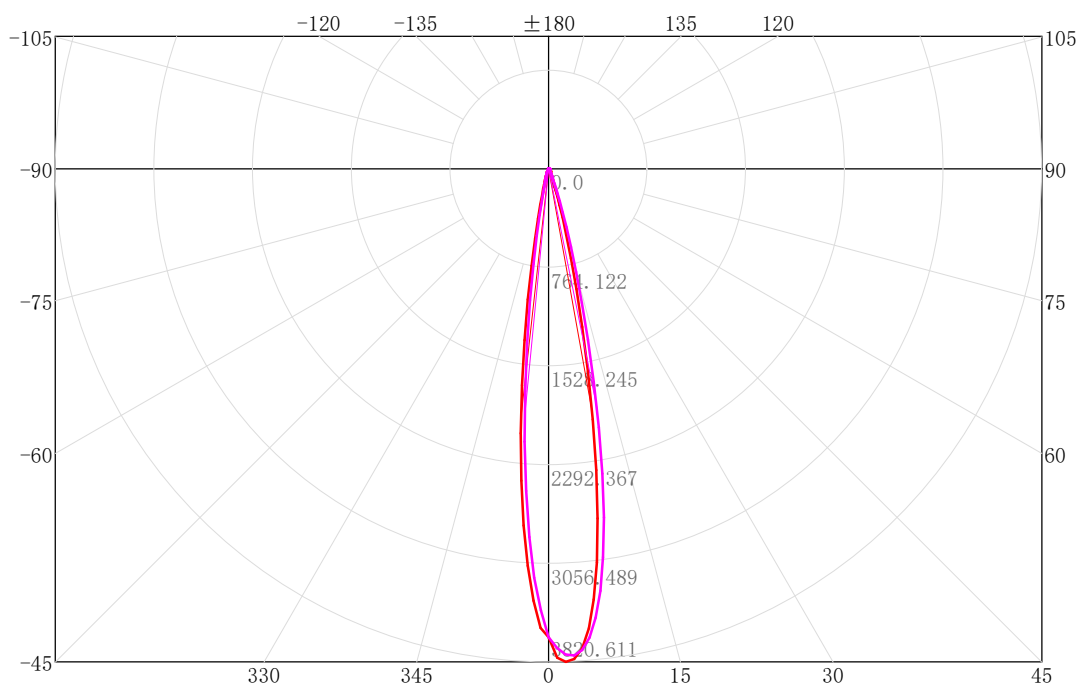
IES Indoor Report

Photometric Filename:AW10800-10W-1002C4-3090-ZHT35-10D-YGE-250mA.IES

2D Plane Light Intensity Distribution Curve

Lum. Name: AW10800	Lum. Catalog: Downlight	Test ID:
Lamp Name: 1002C4	Lamp Catalog: COB	Test Lab: Test
Manufacture:	Test Machine:GON-2000	Test Date: 2024/01/08

C Plane Distribution Diagram



	C Plane	[50%MaxAng.]	[10%MaxAng.]	Unit:cd
—	C0.0_180.0 :	16.6	28.2	
—	C90.0_270.0 :	17.0	28.7	


IES Indoor Report

Photometric Filename:AW10800-10W-1002C4-3090-ZHT35-10D-YGE-250mA.IES

3D Light Intensity Distribution Modal

Lum. Name: AW10800	Lum. Catalog: Downlight	Test ID:
Lamp Name: 1002C4	Lamp Catalog: COB	Test Lab: Test
Manufacture:	Test Machine:GON-2000	Test Date: 2024/01/08

3D Light Intensity Distribution Modal



Curves: 3D Model — Fixture — Vert. HUD — Hori. HUD —
View Angles: Orient:0 Tilt:0 Roll:0 Spin:0

IES Indoor Report

Photometric Filename:AW10800-10W-1002C4-3090-ZHT35-10D-YGE-250mA.IES

Zonal Flux Tabulation

Zone (γ)	Zone Flux (lm)	Sums Flux (lm)	Zone%Lamp	Sums%Lamp	Zone (γ)	Zone Flux (lm)	Sums Flux (lm)	Zone%Lamp	Sums%Lamp
0.0-1.0	3.46	3.46	0.84	0.84	47.0-48.0	0.37	401.79	0.09	97.53
1.0-2.0	10.19	13.64	2.47	3.31	48.0-49.0	0.34	402.13	0.08	97.61
2.0-3.0	16.39	30.03	3.98	7.29	49.0-50.0	0.32	402.45	0.08	97.69
3.0-4.0	21.78	51.81	5.29	12.58	50.0-51.0	0.30	402.76	0.07	97.76
4.0-5.0	26.09	77.90	6.33	18.91	51.0-52.0	0.29	403.04	0.07	97.83
5.0-6.0	29.13	107.02	7.07	25.98	52.0-53.0	0.28	403.32	0.07	97.90
6.0-7.0	30.80	137.82	7.48	33.45	53.0-54.0	0.26	403.58	0.06	97.96
7.0-8.0	31.12	168.95	7.55	41.01	54.0-55.0	0.25	403.84	0.06	98.02
8.0-9.0	30.21	199.15	7.33	48.34	55.0-56.0	0.24	404.08	0.06	98.08
9.0-10.0	28.27	227.42	6.86	55.20	56.0-57.0	0.23	404.32	0.06	98.14
10.0-11.0	25.56	252.98	6.20	61.41	57.0-58.0	0.23	404.54	0.05	98.19
11.0-12.0	22.39	275.37	5.43	66.84	58.0-59.0	0.22	404.76	0.05	98.25
12.0-13.0	19.09	294.46	4.63	71.48	59.0-60.0	0.21	404.97	0.05	98.30
13.0-14.0	15.94	310.41	3.87	75.34	60.0-61.0	0.20	405.17	0.05	98.35
14.0-15.0	13.10	323.51	3.18	78.52	61.0-62.0	0.20	405.37	0.05	98.40
15.0-16.0	10.65	334.15	2.58	81.11	62.0-63.0	0.19	405.56	0.05	98.44
16.0-17.0	8.61	342.76	2.09	83.20	63.0-64.0	0.18	405.74	0.04	98.49
17.0-18.0	6.97	349.73	1.69	84.89	64.0-65.0	0.18	405.92	0.04	98.53
18.0-19.0	5.69	355.43	1.38	86.27	65.0-66.0	0.17	406.09	0.04	98.57
19.0-20.0	4.71	360.14	1.14	87.42	66.0-67.0	0.17	406.26	0.04	98.61
20.0-21.0	3.98	364.12	0.97	88.38	67.0-68.0	0.16	406.42	0.04	98.65
21.0-22.0	3.44	367.57	0.84	89.22	68.0-69.0	0.16	406.57	0.04	98.69
22.0-23.0	3.04	370.61	0.74	89.96	69.0-70.0	0.15	406.72	0.04	98.72
23.0-24.0	2.73	373.34	0.66	90.62	70.0-71.0	0.15	406.87	0.04	98.76
24.0-25.0	2.49	375.83	0.61	91.23	71.0-72.0	0.14	407.01	0.03	98.79
25.0-26.0	2.30	378.13	0.56	91.78	72.0-73.0	0.14	407.15	0.03	98.83
26.0-27.0	2.13	380.26	0.52	92.30	73.0-74.0	0.13	407.28	0.03	98.86
27.0-28.0	1.98	382.23	0.48	92.78	74.0-75.0	0.13	407.40	0.03	98.89
28.0-29.0	1.84	384.07	0.45	93.23	75.0-76.0	0.12	407.53	0.03	98.92
29.0-30.0	1.72	385.80	0.42	93.64	76.0-77.0	0.12	407.65	0.03	98.95
30.0-31.0	1.61	387.41	0.39	94.04	77.0-78.0	0.12	407.76	0.03	98.98
31.0-32.0	1.51	388.91	0.37	94.40	78.0-79.0	0.11	407.88	0.03	99.00
32.0-33.0	1.41	390.32	0.34	94.74	79.0-80.0	0.11	407.98	0.03	99.03
33.0-34.0	1.31	391.63	0.32	95.06	80.0-81.0	0.11	408.09	0.03	99.06
34.0-35.0	1.22	392.85	0.30	95.36	81.0-82.0	0.10	408.19	0.02	99.08
35.0-36.0	1.13	393.98	0.27	95.63	82.0-83.0	0.10	408.29	0.02	99.10
36.0-37.0	1.04	395.02	0.25	95.88	83.0-84.0	0.10	408.39	0.02	99.13
37.0-38.0	0.95	395.97	0.23	96.11	84.0-85.0	0.09	408.48	0.02	99.15
38.0-39.0	0.87	396.84	0.21	96.32	85.0-86.0	0.09	408.57	0.02	99.17
39.0-40.0	0.79	397.62	0.19	96.52	86.0-87.0	0.09	408.66	0.02	99.19
40.0-41.0	0.72	398.34	0.17	96.69	87.0-88.0	0.08	408.74	0.02	99.21
41.0-42.0	0.65	398.99	0.16	96.85	88.0-89.0	0.08	408.83	0.02	99.23
42.0-43.0	0.58	399.57	0.14	96.99	89.0-90.0	0.08	408.91	0.02	99.25
43.0-44.0	0.53	400.10	0.13	97.12	90.0-91.0	0.08	408.98	0.02	99.27
44.0-45.0	0.48	400.58	0.12	97.23	91.0-92.0	0.07	409.05	0.02	99.29
45.0-46.0	0.44	401.02	0.11	97.34	92.0-93.0	0.07	409.13	0.02	99.31
46.0-47.0	0.40	401.42	0.10	97.44	93.0-94.0	0.07	409.19	0.02	99.32

IES Indoor Report

Photometric Filename:AW10800-10W-1002C4-3090-ZHT35-10D-YGE-250mA.IES

Zonal Flux Tabulation - (Cont.)

Zone (γ)	Zone Flux (lm)	Sums Flux (lm)	Zone%Lamp	Sums%Lamp	Zone (γ)	Zone Flux (lm)	Sums Flux (lm)	Zone%Lamp	Sums%Lamp
94.0-95.0	0.07	409.26	0.02	99.34	141.0-142.0	0.02	410.84	0.00	99.72
95.0-96.0	0.06	409.32	0.02	99.35	142.0-143.0	0.02	410.86	0.00	99.73
96.0-97.0	0.06	409.38	0.01	99.37	143.0-144.0	0.02	410.88	0.00	99.73
97.0-98.0	0.06	409.44	0.01	99.38	144.0-145.0	0.02	410.90	0.00	99.74
98.0-99.0	0.06	409.50	0.01	99.40	145.0-146.0	0.02	410.92	0.01	99.74
99.0-100.0	0.05	409.55	0.01	99.41	146.0-147.0	0.02	410.94	0.01	99.75
100.0-101.0	0.05	409.60	0.01	99.42	147.0-148.0	0.02	410.96	0.01	99.75
101.0-102.0	0.05	409.65	0.01	99.44	148.0-149.0	0.03	410.99	0.01	99.76
102.0-103.0	0.05	409.70	0.01	99.45	149.0-150.0	0.03	411.02	0.01	99.77
103.0-104.0	0.05	409.75	0.01	99.46	150.0-151.0	0.03	411.05	0.01	99.77
104.0-105.0	0.04	409.79	0.01	99.47	151.0-152.0	0.03	411.09	0.01	99.78
105.0-106.0	0.04	409.83	0.01	99.48	152.0-153.0	0.04	411.12	0.01	99.79
106.0-107.0	0.04	409.88	0.01	99.49	153.0-154.0	0.04	411.16	0.01	99.80
107.0-108.0	0.04	409.92	0.01	99.50	154.0-155.0	0.04	411.20	0.01	99.81
108.0-109.0	0.04	409.96	0.01	99.51	155.0-156.0	0.04	411.25	0.01	99.82
109.0-110.0	0.04	409.99	0.01	99.52	156.0-157.0	0.05	411.29	0.01	99.83
110.0-111.0	0.04	410.03	0.01	99.53	157.0-158.0	0.05	411.34	0.01	99.84
111.0-112.0	0.04	410.07	0.01	99.54	158.0-159.0	0.05	411.39	0.01	99.86
112.0-113.0	0.04	410.11	0.01	99.54	159.0-160.0	0.05	411.44	0.01	99.87
113.0-114.0	0.04	410.14	0.01	99.55	160.0-161.0	0.05	411.48	0.01	99.88
114.0-115.0	0.04	410.18	0.01	99.56	161.0-162.0	0.05	411.53	0.01	99.89
115.0-116.0	0.03	410.21	0.01	99.57	162.0-163.0	0.05	411.58	0.01	99.90
116.0-117.0	0.03	410.24	0.01	99.58	163.0-164.0	0.05	411.62	0.01	99.91
117.0-118.0	0.03	410.28	0.01	99.59	164.0-165.0	0.04	411.67	0.01	99.92
118.0-119.0	0.03	410.31	0.01	99.59	165.0-166.0	0.04	411.71	0.01	99.93
119.0-120.0	0.03	410.34	0.01	99.60	166.0-167.0	0.04	411.75	0.01	99.94
120.0-121.0	0.03	410.37	0.01	99.61	167.0-168.0	0.04	411.78	0.01	99.95
121.0-122.0	0.03	410.40	0.01	99.62	168.0-169.0	0.03	411.82	0.01	99.96
122.0-123.0	0.03	410.43	0.01	99.62	169.0-170.0	0.03	411.85	0.01	99.97
123.0-124.0	0.03	410.46	0.01	99.63	170.0-171.0	0.03	411.88	0.01	99.97
124.0-125.0	0.03	410.49	0.01	99.64	171.0-172.0	0.02	411.90	0.01	99.98
125.0-126.0	0.03	410.52	0.01	99.65	172.0-173.0	0.02	411.92	0.01	99.99
126.0-127.0	0.03	410.55	0.01	99.65	173.0-174.0	0.02	411.94	0.00	99.99
127.0-128.0	0.03	410.57	0.01	99.66	174.0-175.0	0.01	411.95	0.00	99.99
128.0-129.0	0.02	410.60	0.01	99.66	175.0-176.0	0.01	411.96	0.00	100.00
129.0-130.0	0.02	410.62	0.01	99.67	176.0-177.0	0.01	411.97	0.00	100.00
130.0-131.0	0.02	410.64	0.01	99.68	177.0-178.0	0.01	411.98	0.00	100.00
131.0-132.0	0.02	410.66	0.01	99.68	178.0-179.0	0.00	411.98	0.00	100.00
132.0-133.0	0.02	410.68	0.00	99.69	179.0-180.0	0.00	411.98	0.00	100.00
133.0-134.0	0.02	410.70	0.00	99.69					
134.0-135.0	0.02	410.72	0.00	99.69					
135.0-136.0	0.02	410.74	0.00	99.70					
136.0-137.0	0.02	410.76	0.00	99.70					
137.0-138.0	0.02	410.77	0.00	99.71					
138.0-139.0	0.02	410.79	0.00	99.71					
139.0-140.0	0.02	410.81	0.00	99.72					
140.0-141.0	0.02	410.82	0.00	99.72					

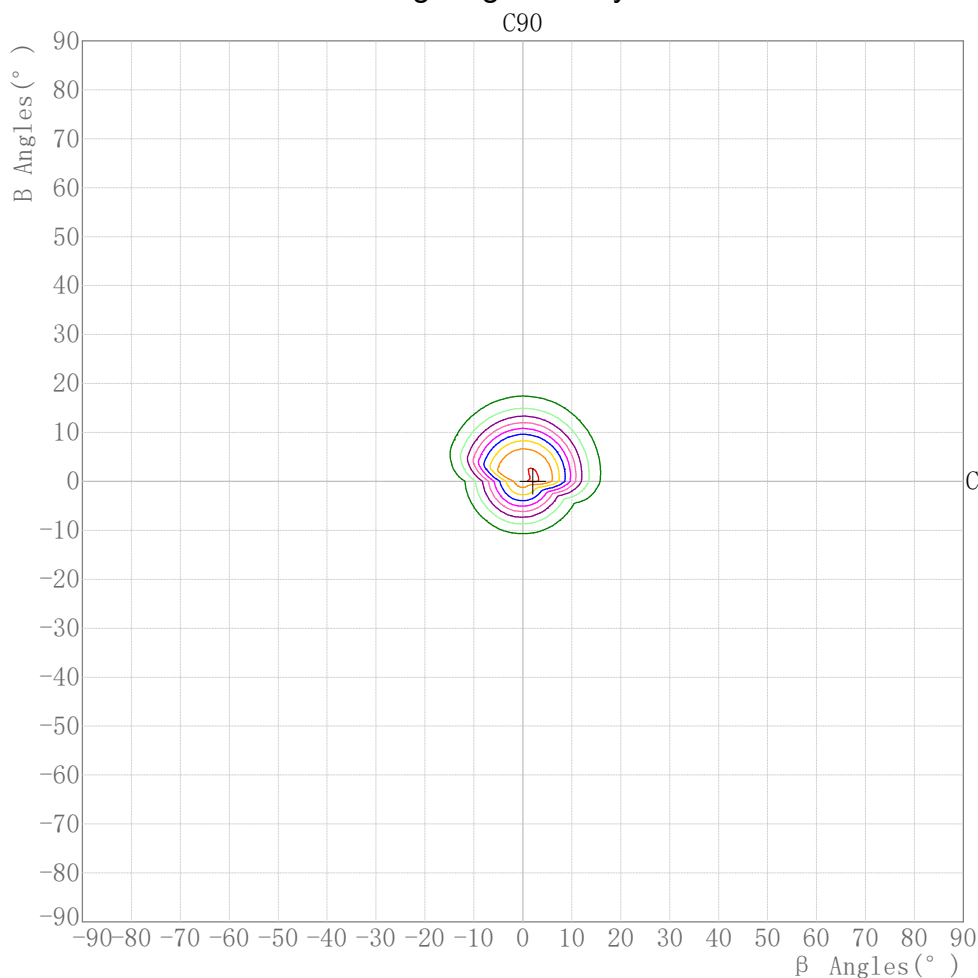
IES Indoor Report

Photometric Filename:AW10800-10W-1002C4-3090-ZHT35-10D-YGE-250mA.IES

Rectangle ISO Lighting Intensity Diagram

Lum. Name: AW10800	Lum. Catalog: Downlight	Test ID:
Lamp Name: 1002C4	Lamp Catalog: COB	Test Lab: Test
Manufacture:	Test Machine:GON-2000	Test Date: 2024/01/08

ISO Lighting Intensity Curve



Curves:
unit:cd

[IMax] =3820.611

— [IMax*90%]=3438.550

— [IMax*80%]=3056.489

— [IMax*70%]=2674.428

— [IMax*60%]=2292.367

— [IMax*50%]=1910.306

— [IMax*40%]=1528.245

— [IMax*30%]=1146.183

— [IMax*20%]=764.122

— [IMax*10%]=382.061

Maximum Light Intensity(cd): 3820.61

Maximum Cand.@Angle: H=2.0°,V=0.0°

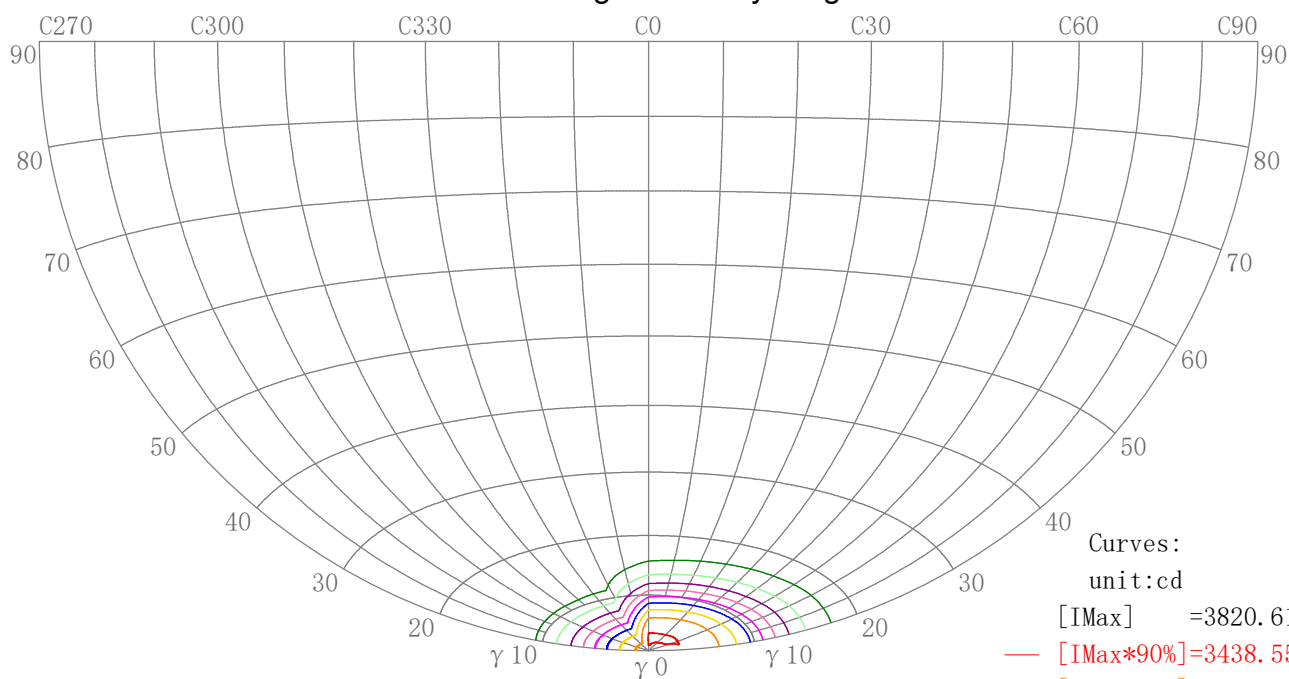
IES Indoor Report

Photometric Filename:AW10800-10W-1002C4-3090-ZHT35-10D-YGE-250mA.IES

Round ISO Lighting Intensity Diagram

Lum. Name: AW10800	Lum. Catalog: Downlight	Test ID:
Lamp Name: 1002C4	Lamp Catalog: COB	Test Lab: Test
Manufacture:	Test Machine:GON-2000	Test Date: 2024/01/08

Round ISO Light Intensity Diagram



Maximum Lighting Intensity(cd): 3820.61
Maximum Cand.@Angle: H=0.0°, V=2.0°

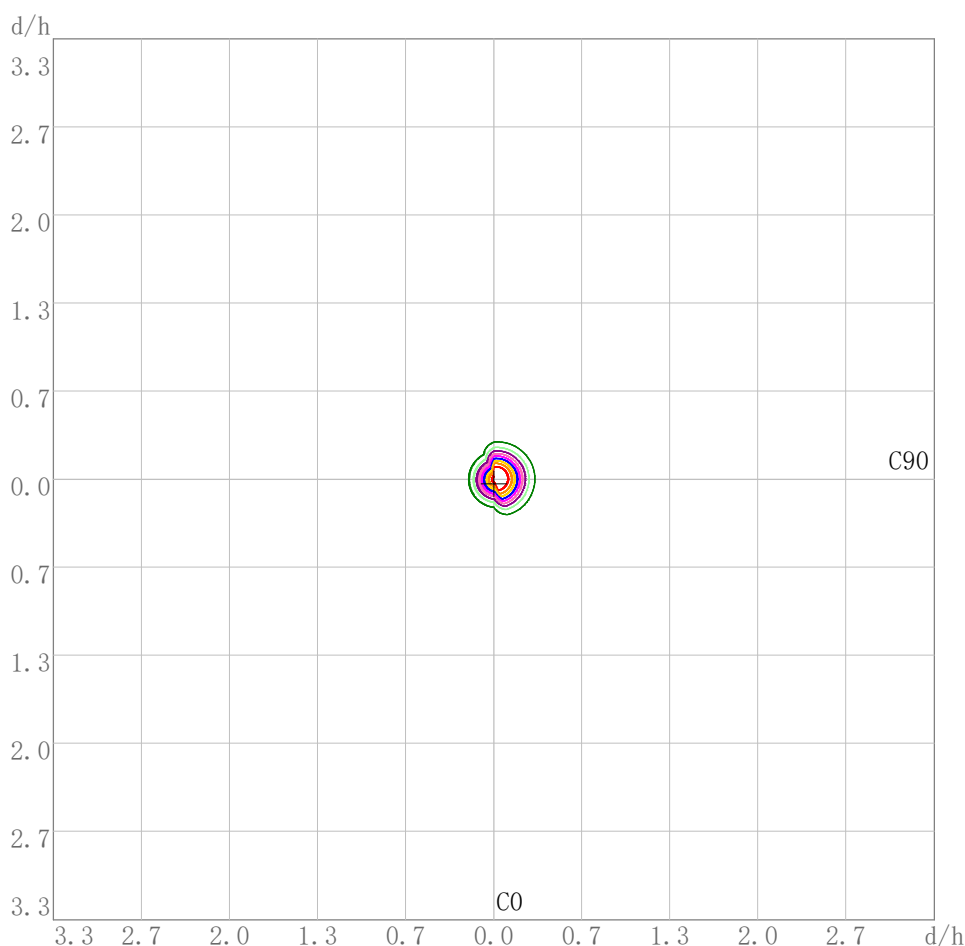
IES Indoor Report

Photometric Filename:AW10800-10W-1002C4-3090-ZHT35-10D-YGE-250mA.IES

Plane ISO-Illuminance Diagram

Lum. Name: AW10800	Lum. Catalog: Downlight	Test ID:
Lamp Name: 1002C4	Lamp Catalog: COB	Test Lab: Test
Manufacture:	Test Machine:GON-2000	Test Date: 2024/01/08

Plane ISO-Illuminance Curve



Working Plane Luminaire Mounting Height(m): 3.00
Working Plane Maximum Illuminance(lx): 385.22
Working Plane Maximum Illuminance Position(d/h):H0.0 V0.0

IES Indoor Report

Photometric Filename:AW10800-10W-1002C4-3090-ZHT35-10D-YGE-250mA.IES

3D Plane ISO Illuminance Diagram

Lum. Name: AW10800	Lum. Catalog: Downlight	Test ID:
Lamp Name: 1002C4	Lamp Catalog: COB	Test Lab: Test
Manufacture:	Test Machine:GON-2000	Test Date: 2024/01/08

3D Plane Illuminance Modal



Curves: 3D Model — 90% — 80% — 70% — 60% — 50% — 40% — 30% — 20% — 10% —
View Angles(deg): 0 Height(m): 3.0 Distance(m): 10.0

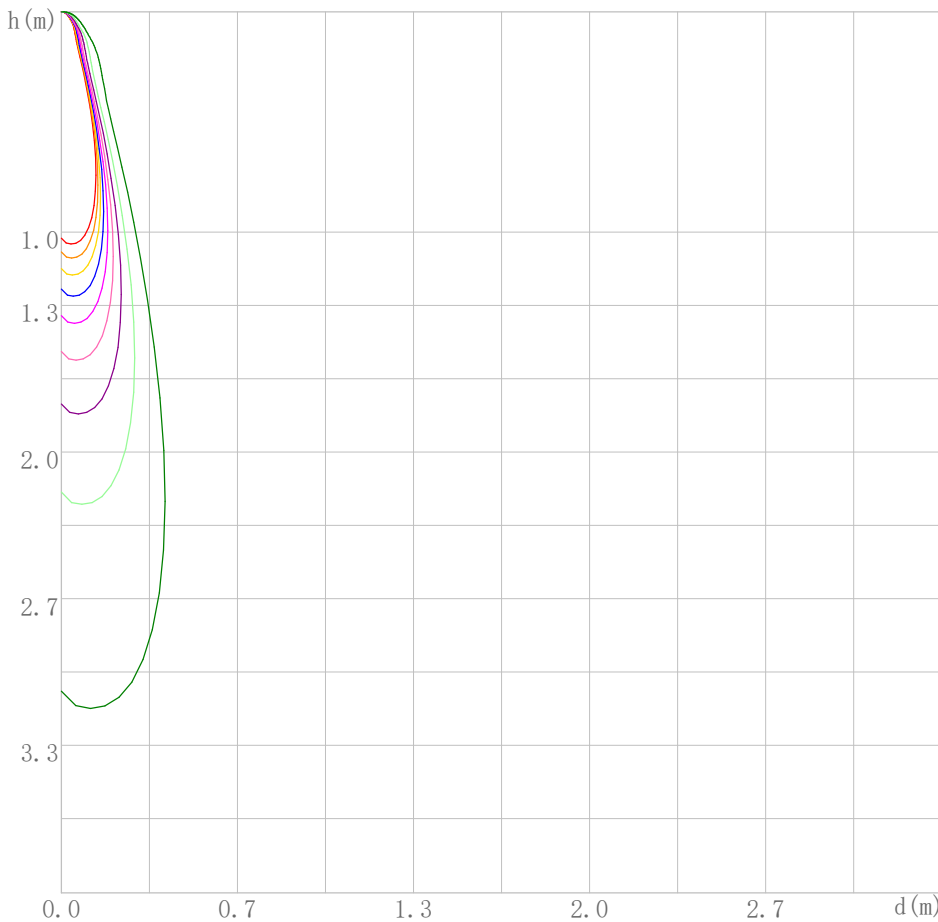
IES Indoor Report

Photometric Filename:AW10800-10W-1002C4-3090-ZHT35-10D-YGE-250mA.IES

Space ISO Illuminance Diagram

Lum. Name: AW10800	Lum. Catalog: Downlight	Test ID:
Lamp Name: 1002C4	Lamp Catalog: COB	Test Lab: Test
Manufacture:	Test Machine: GON-2000	Test Date: 2024/01/08

Space ISO Illuminance Curve



Curves:

[Unit: lx]

[EMax] =3813.633

— [EMax*90%]=3432.270

— [EMax*80%]=3050.907

— [EMax*70%]=2669.543

— [EMax*60%]=2288.180

— [EMax*50%]=1906.817

— [EMax*40%]=1525.453

— [EMax*30%]=1144.090

— [EMax*20%]=762.727

— [EMax*10%]=381.363

Space Plane Maximum Illuminance and @Angle:3813.63lx,2.0deg

Plane Maximum Lighting Intensity and @Angle:3820.611cd,0deg

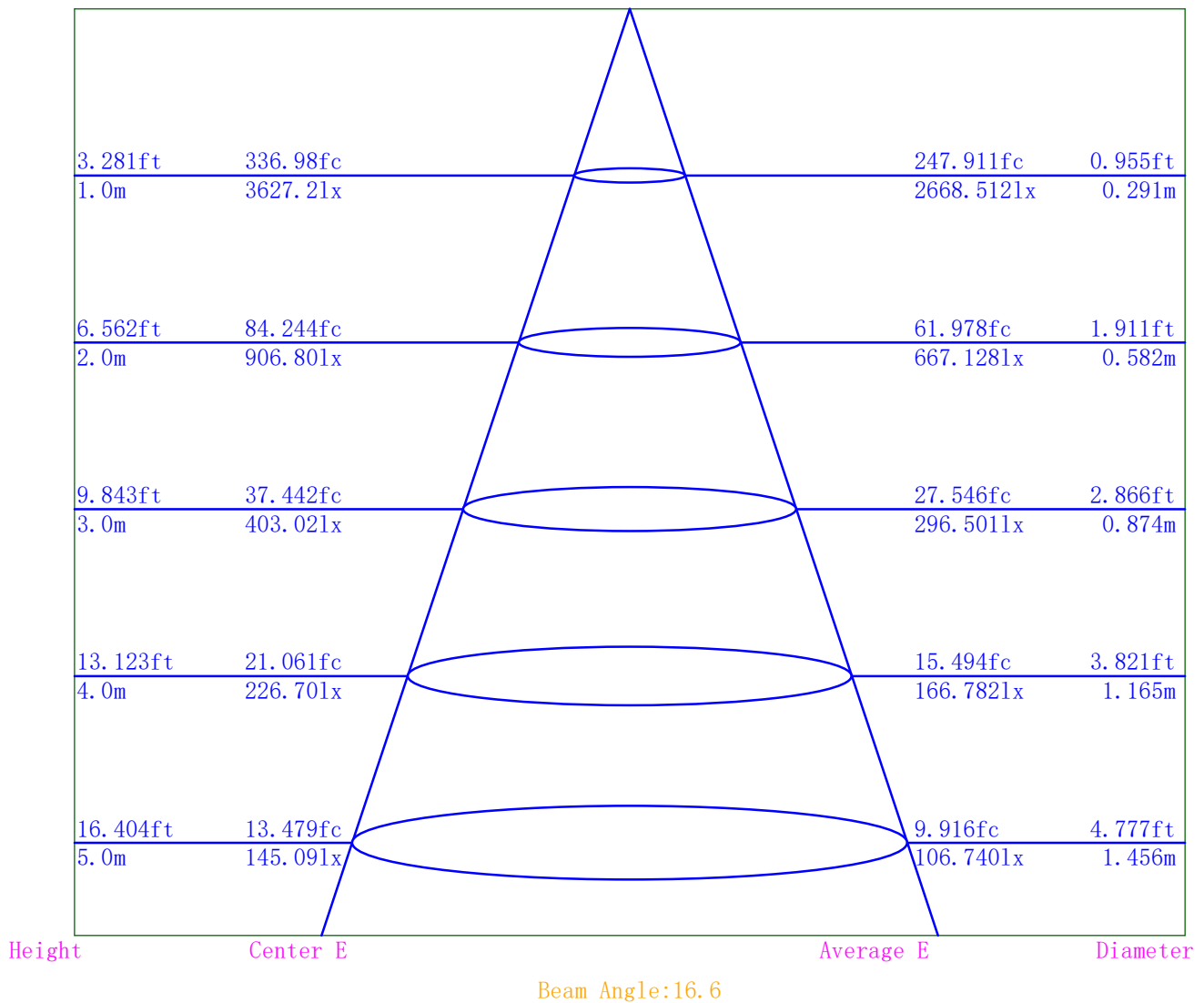
IES Indoor Report

Photometric Filename:AW10800-10W-1002C4-3090-ZHT35-10D-YGE-250mA.IES

Illuminance-Distance Diagram

Lum. Name: AW10800	Lum. Catalog: Downlight	Test ID:
Lamp Name: 1002C4	Lamp Catalog: COB	Test Lab: Test
Manufacture:	Test Machine:GON-2000	Test Date: 2024/01/08

Illuminance-Distance Curve



IES Indoor Report

Photometric Filename:AW10800-10W-1002C4-3090-ZHT35-10D-YGE-250mA.IES

Indoor Luminance Limiting Curves

Lum. Name: AW10800	Lum. Catalog: Downlight	Test ID:
Lamp Name: 1002C4	Lamp Catalog: COB	Test Lab: Test
Manufacture:	Test Machine:GON-2000	Test Date: 2024/01/08

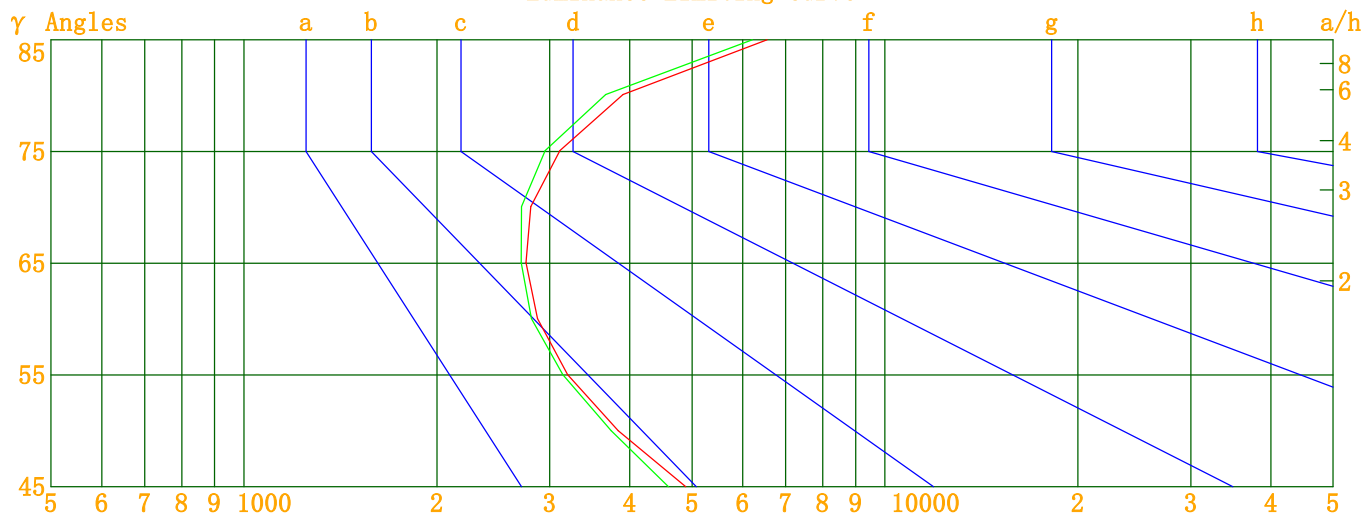
Glare Grade Table

GI	Quality	Using Illuminance							
		a	b	c	d	e	f	g	h
1.15	A	2000	1000	500	<=300				
1.5	B		2000	1000	500	<=300			
1.85	C			2000	1000	500	<=300		
2.2	D				2000	1000	500	<=300	
2.55	E	a				2000	1000	500	<=300
			b	c	d	e	f	g	h

Luminance Table

Gama (deg)	45	50	55	60	65	70	75	80	85
C0	4887	3834	3198	2870	2755	2801	3113	3902	6547
C90	4595	3738	3143	2810	2709	2709	2950	3666	6207

Luminance Limiting Curve



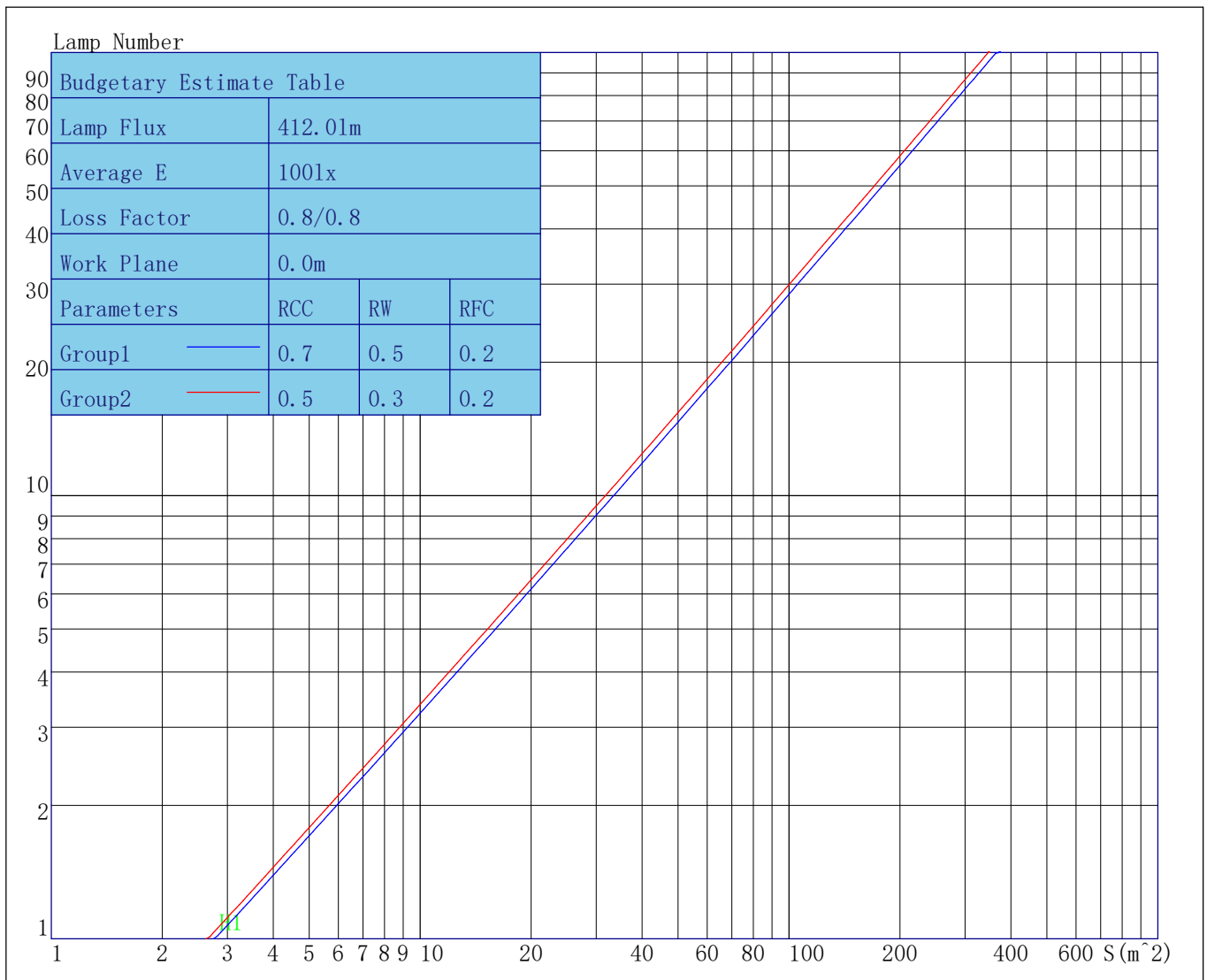
Luminous Size: Length(m)=-0.063 Width(m)=-0.063 Height(m)=0.000 Area(m^2)=0.003117
 Luminous Type: Without Luminous Side
 Luminous Curves: C0-C180 Color: — C90-C270 Color: —

IES Indoor Report

Photometric Filename:AW10800-10W-1002C4-3090-ZHT35-10D-YGE-250mA.IES

Indoor Budgetary Estimate Table

Lum. Name: AW10800	Lum. Catalog: Downlight	Test ID:
Lamp Name: 1002C4	Lamp Catalog: COB	Test Lab: Test
Manufacture:	Test Machine: GON-2000	Test Date: 2024/01/08



Parameters1: Rhocc = 0.7 Rhow = 0.5 Rhofc = 0.2 LLF = 0.8
Parameters2: Rhocc = 0.5 Rhow = 0.3 Rhofc = 0.2 LLF = 0.8
Average Illuminance(lx): 100 Cavity Height: H1(m) = 2

IES Indoor Report

Photometric Filename:AW10800-10W-1002C4-3090-ZHT35-10D-YGE-250mA.IES

Indoor Coefficient of Utilization Table

Lum. Name: AW10800	Lum. Catalog: Downlight	Test ID:
Lamp Name: 1002C4	Lamp Catalog: COB	Test Lab: Test
Manufacture:	Test Machine:GON-2000	Test Date: 2024/01/08

Coefficients of Utilization - Zonal Cavity Method																					
Coef.	Effective Floor Cavity Reflectance RFC=0.20																				
RhoCC (%)	80				70				50				30				10				0
RhoW (%)	70	50	30	10	70	50	30	10	50	30	10	50	30	10	50	30	10	50	30	10	0
RCR	Coefficient of Utilization (%)																				
0	119	119	119	119	116	116	116	116	111	111	111	106	106	106	101	101	101	99			
1	115	113	111	110	113	111	109	108	107	106	105	103	102	101	100	99	98	97			
2	112	108	106	103	110	107	104	102	104	102	100	101	99	98	98	97	96	94			
3	109	105	101	99	107	103	100	98	101	98	96	98	96	95	96	95	93	92			
4	106	101	98	95	104	100	97	94	98	95	93	96	94	92	94	93	91	90			
5	103	98	95	92	102	97	94	92	96	93	91	94	92	90	93	91	89	88			
6	101	96	92	89	100	95	92	89	94	91	89	92	90	88	91	89	87	86			
7	99	93	90	87	98	93	90	87	92	89	87	91	88	86	90	87	86	85			
8	97	91	88	85	96	91	88	85	90	87	85	89	87	85	88	86	84	83			
9	95	90	86	84	94	89	86	84	88	85	83	88	85	83	87	85	83	82			
10	94	88	85	82	93	88	84	82	87	84	82	86	84	82	86	83	82	81			

IES Indoor Report

Photometric Filename:AW10800-10W-1002C4-3090-ZHT35-10D-YGE-250mA.IES

Unified Glare Rating Table

Lum. Name: AW10800	Lum. Catalog: Downlight	Test ID:
Lamp Name: 1002C4	Lamp Catalog: COB	Test Lab: Test
Manufacture:	Test Machine:GON-2000	Test Date: 2024/01/08

Unified Glare Rating Table

Ceiling RCC	0.70	0.70	0.50	0.50	0.30	0.70	0.70	0.50	0.50	0.30	
Wall RW	0.50	0.30	0.50	0.30	0.30	0.50	0.30	0.50	0.30	0.30	
Floor RFC	0.20	0.20	0.20	0.20	0.20	0.20	0.20	0.20	0.20	0.20	
Room Size	Vewed crosswise					Vewed endwise					
X=2H	Y=2H	8.4	9.3	8.8	9.6	10.0	9.7	10.6	10.1	11.0	11.3
	Y=3H	9.3	10.1	9.7	10.5	10.9	10.7	11.4	11.1	11.8	12.2
	Y=4H	10.0	10.7	10.4	11.1	11.5	11.2	12.0	11.7	12.3	12.7
	Y=6H	10.9	11.5	11.3	11.9	12.3	11.9	12.6	12.4	13.0	13.4
	Y=8H	11.4	12.0	11.9	12.4	12.9	12.4	13.0	12.8	13.4	13.8
	Y=12H	12.1	12.7	12.5	13.1	13.5	12.9	13.5	13.3	13.9	14.3
X=4H	Y=2H	8.5	9.2	8.9	9.6	10.0	10.0	10.7	10.4	11.1	11.5
	Y=3H	9.7	10.3	10.1	10.7	11.1	11.2	11.8	11.6	12.2	12.6
	Y=4H	10.4	11.0	10.9	11.4	11.9	11.9	12.5	12.4	12.9	13.4
	Y=6H	11.5	11.9	12.0	12.4	12.9	12.8	13.3	13.3	13.8	14.3
	Y=8H	12.1	12.6	12.6	13.0	13.5	13.4	13.8	13.9	14.3	14.8
	Y=12H	13.0	13.3	13.5	13.8	14.3	14.1	14.4	14.6	14.9	15.4
X=8H	Y=4H	10.6	11.0	11.1	11.5	12.0	12.2	12.6	12.7	13.1	13.6
	Y=6H	11.8	12.2	12.4	12.7	13.2	13.4	13.7	13.9	14.2	14.8
	Y=8H	12.6	12.9	13.2	13.5	14.0	14.1	14.4	14.7	14.9	15.5
	Y=12H	13.7	13.9	14.2	14.4	15.0	15.0	15.3	15.6	15.8	16.4
X=12H	Y=4H	10.6	11.0	11.1	11.5	12.0	12.2	12.6	12.7	13.1	13.6
	Y=6H	11.9	12.2	12.5	12.7	13.3	13.5	13.8	14.1	14.3	14.9
	Y=8H	12.8	13.1	13.4	13.6	14.2	14.4	14.6	14.9	15.1	15.7
Variations with the objverer position at spacings											
S=1.0H	0.1/-0.1					0.1/-0.1					
S=1.5H	0.3/-0.3					0.2/-0.2					
S=2.0H	0.5/-0.5					0.2/-0.2					
Reduced UGR Table:											
Nordic Standard Table:	BKO					BKO					
Correction Value	3.4					3.5					

o the CIE Pub. 117, data has been corrected, refers to the lamp's lumens 8.2flm.

IES Indoor Report

Photometric Filename:AW10800-10W-1002C4-3090-ZHT35-10D-YGE-250mA.IES

Candela Tabulation

V/H	C0.0	C22.5	C45.0	C67.5	C90.0	C112.5	C135.0	C157.5	C180.0	C202.5	C225.0	C247.5
γ 0.0	3627.20	3627.20	3627.20	3627.20	3627.20	3627.20	3627.20	3627.20	3627.20	3627.20	3627.20	3627.20
γ 1.0	3786.42	3751.12	3735.02	3715.93	3708.52	3706.92	3706.44	3713.73	3555.75	3486.31	3457.30	3430.71
γ 2.0	3820.61	3800.94	3791.16	3773.65	3764.59	3756.25	3747.08	3740.95	3346.26	3257.83	3216.01	3185.74
γ 3.0	3801.04	3798.74	3799.21	3784.20	3774.00	3757.02	3736.34	3714.54	3078.39	2973.84	2918.00	2882.23
γ 4.0	3721.83	3740.23	3755.49	3745.14	3735.63	3708.97	3674.68	3636.57	2767.78	2648.40	2580.45	2537.03
γ 5.0	3572.35	3617.90	3652.14	3650.63	3643.33	3605.09	3557.09	3498.71	2424.49	2292.39	2213.92	2164.28
γ 6.0	3353.15	3426.98	3484.92	3497.73	3494.78	3446.86	3381.20	3300.16	2058.74	1921.32	1834.99	1782.49
γ 7.0	3069.94	3171.95	3254.33	3286.19	3292.50	3238.64	3154.57	3050.05	1689.24	1555.63	1468.53	1414.00
γ 8.0	2734.12	2862.52	2967.03	3019.20	3037.27	2977.55	2880.93	2755.30	1339.04	1212.75	1125.24	1077.46
γ 9.0	2361.77	2510.71	2631.70	2706.48	2734.41	2673.40	2567.22	2425.82	1024.77	911.88	831.33	787.74
γ 10.0	1971.82	2134.74	2267.63	2360.25	2396.95	2333.36	2222.30	2071.51	761.69	664.40	594.20	557.94
γ 11.0	1599.38	1758.09	1895.38	1999.52	2039.77	1973.34	1863.40	1709.28	551.46	472.64	413.94	386.61
γ 12.0	1252.01	1406.06	1538.12	1647.90	1685.46	1618.59	1513.30	1364.78	394.70	333.41	287.42	268.59
γ 13.0	955.28	1095.72	1216.80	1324.67	1357.66	1292.46	1194.03	1056.96	284.82	238.47	204.87	193.30
γ 14.0	714.52	835.87	942.03	1042.09	1069.38	1009.30	918.98	795.90	209.90	176.06	153.01	146.31
γ 15.0	528.97	628.68	718.47	804.58	826.94	774.42	693.87	588.22	159.81	135.34	120.03	116.16
γ 16.0	391.80	469.12	540.27	610.69	628.42	585.26	517.33	430.94	125.86	108.21	97.97	95.69
γ 17.0	292.12	349.71	403.21	458.38	472.14	439.60	385.14	317.74	102.04	89.37	82.28	80.86
γ 18.0	220.73	262.34	301.59	342.11	353.68	330.69	289.33	238.56	85.05	75.65	70.42	69.57
γ 19.0	170.21	198.70	226.08	255.56	265.16	250.60	220.30	183.34	72.30	65.16	61.10	60.57
γ 20.0	134.97	153.74	172.64	193.49	201.97	193.54	171.85	145.27	62.37	56.86	53.63	53.25
γ 21.0	110.21	122.60	135.49	150.01	157.64	153.06	137.94	118.47	54.54	50.13	47.47	47.22
γ 22.0	92.51	100.72	109.48	119.86	126.41	124.00	113.61	99.03	48.13	44.50	42.24	42.13
γ 23.0	79.68	85.24	91.39	98.96	104.28	103.08	95.74	84.42	42.79	39.71	37.82	37.81
γ 24.0	70.11	73.97	78.55	83.94	88.23	87.62	82.18	73.04	38.28	35.61	34.11	34.17
γ 25.0	62.56	65.35	68.76	72.63	76.10	75.77	71.34	63.96	34.34	32.01	30.82	31.01
γ 26.0	56.32	58.34	60.94	63.74	66.59	66.30	62.49	56.52	30.84	28.81	27.84	28.14
γ 27.0	50.95	52.48	54.46	56.58	58.86	58.46	55.13	50.26	27.69	25.93	25.15	25.53
γ 28.0	46.31	47.51	49.01	50.69	52.47	51.87	48.96	44.94	24.93	23.42	22.72	23.15
γ 29.0	42.31	43.23	44.42	45.71	47.02	46.24	43.73	40.30	22.51	21.23	20.68	20.99
γ 30.0	38.85	39.46	40.37	41.45	42.37	41.38	39.20	36.20	20.38	19.28	18.84	19.09
γ 31.0	35.74	36.12	36.80	37.70	38.29	37.10	35.15	32.51	18.42	17.53	17.18	17.40
γ 32.0	33.02	33.19	33.67	34.38	34.66	33.33	31.57	29.26	16.57	15.82	15.56	15.82
γ 33.0	30.53	30.62	30.95	31.45	31.39	30.03	28.46	26.43	14.73	14.14	13.98	14.26
γ 34.0	28.37	28.36	28.55	28.74	28.46	27.14	25.74	23.96	12.98	12.53	12.43	12.73
γ 35.0	26.32	26.24	26.23	26.19	25.86	24.57	23.32	21.73	11.34	11.00	10.88	11.22
γ 36.0	24.21	24.12	23.97	23.88	23.48	22.28	21.08	19.71	9.86	9.56	9.45	9.75
γ 37.0	22.26	22.13	21.99	21.78	21.32	20.13	19.07	17.81	8.50	8.21	8.09	8.36
γ 38.0	20.51	20.39	20.19	19.85	19.36	18.23	17.21	16.09	7.34	7.00	6.86	7.09
γ 39.0	18.87	18.77	18.50	18.08	17.59	16.52	15.52	14.54	6.33	5.97	5.82	5.99
γ 40.0	17.31	17.20	16.86	16.44	15.97	14.96	14.01	13.17	5.39	5.01	4.90	5.01
γ 41.0	15.85	15.67	15.36	14.93	14.47	13.55	12.72	12.04	4.48	4.17	4.02	4.12
γ 42.0	14.37	14.15	13.94	13.52	13.02	12.23	11.61	11.09	3.70	3.42	3.27	3.32
γ 43.0	12.99	12.77	12.62	12.19	11.75	11.21	10.76	10.29	3.01	2.71	2.54	2.59
γ 44.0	11.76	11.61	11.37	11.07	10.79	10.44	10.05	9.58	2.36	2.08	1.96	1.97
γ 45.0	10.77	10.59	10.40	10.29	10.13	9.79	9.40	8.96	1.82	1.51	1.44	1.43
γ 46.0	9.93	9.79	9.74	9.67	9.54	9.18	8.81	8.42	1.29	1.02	0.92	0.98

IES Indoor Report

Photometric Filename:AW10800-10W-1002C4-3090-ZHT35-10D-YGE-250mA.IES

Candela Tabulation - (Cont.)

V/H	C0.0	C22.5	C45.0	C67.5	C90.0	C112.5	C135.0	C157.5	C180.0	C202.5	C225.0	C247.5
γ 47.0	9.30	9.16	9.13	9.10	8.96	8.66	8.30	7.93	0.81	0.65	0.51	0.57
γ 48.0	8.72	8.62	8.63	8.57	8.47	8.13	7.80	7.47	0.50	0.33	0.21	0.22
γ 49.0	8.16	8.09	8.13	8.09	8.00	7.64	7.34	7.05	0.22	0.05	0.00	0.00
γ 50.0	7.68	7.61	7.64	7.61	7.49	7.18	6.91	6.61	0.00	0.00	0.00	0.00
γ 51.0	7.26	7.17	7.21	7.12	6.99	6.73	6.50	6.28	0.00	0.00	0.00	0.00
γ 52.0	6.86	6.75	6.80	6.69	6.55	6.37	6.19	6.01	0.00	0.00	0.00	0.00
γ 53.0	6.47	6.34	6.35	6.29	6.19	6.04	5.90	5.71	0.00	0.00	0.00	0.00
γ 54.0	6.05	5.95	5.95	5.93	5.87	5.76	5.64	5.43	0.00	0.00	0.00	0.00
γ 55.0	5.72	5.59	5.63	5.62	5.62	5.46	5.37	5.20	0.00	0.00	0.00	0.00
γ 56.0	5.45	5.30	5.33	5.35	5.33	5.22	5.12	4.94	0.00	0.00	0.00	0.00
γ 57.0	5.19	5.04	5.09	5.10	5.05	4.96	4.87	4.74	0.00	0.00	0.00	0.00
γ 58.0	4.94	4.81	4.85	4.85	4.79	4.73	4.65	4.55	0.00	0.00	0.00	0.00
γ 59.0	4.70	4.58	4.61	4.62	4.55	4.51	4.47	4.35	0.00	0.00	0.00	0.00
γ 60.0	4.47	4.37	4.40	4.40	4.38	4.34	4.27	4.14	0.00	0.00	0.00	0.00
γ 61.0	4.26	4.16	4.17	4.22	4.19	4.16	4.11	3.97	0.00	0.00	0.00	0.00
γ 62.0	4.08	3.98	3.99	4.03	4.02	3.99	3.93	3.81	0.00	0.00	0.00	0.00
γ 63.0	3.90	3.81	3.82	3.86	3.85	3.81	3.76	3.66	0.00	0.00	0.00	0.00
γ 64.0	3.77	3.63	3.69	3.69	3.70	3.65	3.60	3.48	0.00	0.00	0.00	0.00
γ 65.0	3.63	3.49	3.54	3.55	3.57	3.49	3.46	3.35	0.00	0.00	0.00	0.00
γ 66.0	3.50	3.37	3.38	3.41	3.41	3.35	3.33	3.24	0.00	0.00	0.00	0.00
γ 67.0	3.36	3.22	3.25	3.27	3.25	3.23	3.19	3.12	0.00	0.00	0.00	0.00
γ 68.0	3.23	3.08	3.11	3.14	3.11	3.10	3.06	2.99	0.00	0.00	0.00	0.00
γ 69.0	3.09	2.98	2.97	3.01	3.01	2.99	2.94	2.86	0.00	0.00	0.00	0.00
γ 70.0	2.99	2.88	2.85	2.90	2.89	2.86	2.85	2.77	0.00	0.00	0.00	0.00
γ 71.0	2.88	2.77	2.75	2.78	2.78	2.76	2.75	2.66	0.00	0.00	0.00	0.00
γ 72.0	2.77	2.65	2.66	2.66	2.69	2.65	2.64	2.54	0.00	0.00	0.00	0.00
γ 73.0	2.66	2.57	2.55	2.56	2.60	2.55	2.54	2.45	0.00	0.00	0.00	0.00
γ 74.0	2.60	2.47	2.45	2.46	2.46	2.46	2.43	2.33	0.00	0.00	0.00	0.00
γ 75.0	2.51	2.36	2.37	2.37	2.38	2.35	2.36	2.26	0.00	0.00	0.00	0.00
γ 76.0	2.41	2.27	2.27	2.26	2.30	2.27	2.26	2.20	0.00	0.00	0.00	0.00
γ 77.0	2.33	2.20	2.18	2.18	2.21	2.20	2.19	2.14	0.00	0.00	0.00	0.00
γ 78.0	2.27	2.13	2.08	2.11	2.13	2.12	2.11	2.07	0.00	0.00	0.00	0.00
γ 79.0	2.18	2.06	2.04	2.05	2.03	2.07	2.02	1.99	0.00	0.00	0.00	0.00
γ 80.0	2.11	2.00	1.97	1.97	1.98	1.98	1.97	1.94	0.00	0.00	0.00	0.00
γ 81.0	2.04	1.94	1.88	1.89	1.93	1.92	1.90	1.85	0.00	0.00	0.00	0.00
γ 82.0	1.98	1.85	1.83	1.83	1.86	1.85	1.81	1.78	0.00	0.00	0.00	0.00
γ 83.0	1.89	1.80	1.76	1.76	1.80	1.81	1.78	1.71	0.00	0.00	0.00	0.00
γ 84.0	1.83	1.74	1.72	1.73	1.75	1.73	1.71	1.67	0.00	0.00	0.00	0.00
γ 85.0	1.78	1.68	1.65	1.66	1.69	1.68	1.65	1.62	0.00	0.00	0.00	0.00
γ 86.0	1.74	1.61	1.63	1.60	1.63	1.62	1.60	1.58	0.02	0.00	0.00	0.00
γ 87.0	1.66	1.56	1.55	1.56	1.59	1.56	1.55	1.49	0.05	0.00	0.00	0.00
γ 88.0	1.60	1.52	1.48	1.50	1.52	1.50	1.49	1.46	0.05	0.02	0.00	0.02
γ 89.0	1.57	1.48	1.41	1.44	1.47	1.46	1.46	1.42	0.05	0.01	0.00	0.02
γ 90.0	1.53	1.43	1.38	1.39	1.42	1.38	1.40	1.36	0.09	0.00	0.00	0.00
γ 91.0	1.45	1.36	1.32	1.34	1.38	1.32	1.33	1.32	0.04	0.00	0.00	0.00
γ 92.0	1.40	1.32	1.28	1.29	1.36	1.28	1.27	1.26	0.05	0.00	0.00	0.00
γ 93.0	1.38	1.27	1.24	1.24	1.28	1.26	1.24	1.23	0.02	0.00	0.00	0.00

IES Indoor Report

Photometric Filename:AW10800-10W-1002C4-3090-ZHT35-10D-YGE-250mA.IES

Candela Tabulation - (Cont.)

V/H	C0.0	C22.5	C45.0	C67.5	C90.0	C112.5	C135.0	C157.5	C180.0	C202.5	C225.0	C247.5
γ 94.0	1.33	1.22	1.18	1.21	1.23	1.20	1.21	1.17	0.00	0.00	0.00	0.00
γ 95.0	1.28	1.18	1.17	1.17	1.19	1.17	1.16	1.14	0.00	0.00	0.00	0.00
γ 96.0	1.25	1.13	1.10	1.10	1.17	1.12	1.10	1.10	0.00	0.00	0.00	0.00
γ 97.0	1.21	1.09	1.05	1.05	1.11	1.09	1.06	1.06	0.00	0.00	0.00	0.00
γ 98.0	1.17	1.06	1.02	1.02	1.06	1.06	1.03	1.03	0.00	0.00	0.00	0.00
γ 99.0	1.13	1.02	1.00	1.00	1.01	1.02	1.01	1.01	0.00	0.00	0.00	0.00
γ 100.0	1.08	0.97	0.95	0.96	0.99	0.96	0.97	0.95	0.00	0.00	0.00	0.00
γ 101.0	1.05	0.93	0.90	0.91	0.97	0.95	0.92	0.92	0.00	0.00	0.00	0.00
γ 102.0	1.01	0.91	0.89	0.87	0.92	0.90	0.90	0.88	0.00	0.00	0.00	0.00
γ 103.0	1.00	0.87	0.84	0.85	0.88	0.88	0.88	0.87	0.00	0.00	0.00	0.00
γ 104.0	0.97	0.83	0.83	0.82	0.85	0.85	0.85	0.83	0.00	0.00	0.00	0.00
γ 105.0	0.90	0.82	0.79	0.81	0.84	0.82	0.78	0.82	0.00	0.00	0.00	0.00
γ 106.0	0.90	0.81	0.77	0.78	0.81	0.79	0.77	0.79	0.00	0.00	0.00	0.00
γ 107.0	0.90	0.77	0.76	0.73	0.75	0.76	0.74	0.75	0.04	0.00	0.00	0.00
γ 108.0	0.84	0.75	0.73	0.71	0.72	0.75	0.71	0.73	0.07	0.03	0.00	0.00
γ 109.0	0.82	0.72	0.70	0.69	0.68	0.73	0.69	0.69	0.07	0.06	0.00	0.00
γ 110.0	0.81	0.70	0.67	0.69	0.68	0.70	0.68	0.67	0.10	0.08	0.01	0.02
γ 111.0	0.82	0.67	0.65	0.65	0.68	0.68	0.65	0.65	0.10	0.11	0.05	0.03
γ 112.0	0.75	0.65	0.65	0.61	0.63	0.66	0.63	0.63	0.11	0.10	0.05	0.05
γ 113.0	0.73	0.65	0.61	0.59	0.61	0.67	0.60	0.61	0.14	0.11	0.08	0.06
γ 114.0	0.72	0.64	0.58	0.60	0.63	0.62	0.59	0.59	0.15	0.12	0.09	0.06
γ 115.0	0.72	0.62	0.58	0.57	0.59	0.61	0.60	0.59	0.15	0.11	0.05	0.08
γ 116.0	0.70	0.59	0.60	0.57	0.58	0.60	0.57	0.56	0.18	0.13	0.08	0.10
γ 117.0	0.66	0.57	0.54	0.56	0.56	0.59	0.58	0.54	0.21	0.15	0.08	0.10
γ 118.0	0.68	0.57	0.53	0.55	0.54	0.57	0.56	0.54	0.24	0.13	0.09	0.09
γ 119.0	0.67	0.56	0.53	0.54	0.54	0.57	0.55	0.58	0.26	0.13	0.09	0.08
γ 120.0	0.65	0.55	0.54	0.53	0.52	0.56	0.53	0.57	0.26	0.13	0.10	0.08
γ 121.0	0.62	0.56	0.49	0.51	0.52	0.55	0.54	0.57	0.25	0.13	0.10	0.08
γ 122.0	0.61	0.55	0.47	0.52	0.53	0.53	0.53	0.55	0.23	0.13	0.09	0.08
γ 123.0	0.62	0.55	0.49	0.53	0.52	0.53	0.51	0.55	0.22	0.13	0.08	0.08
γ 124.0	0.63	0.54	0.46	0.49	0.50	0.52	0.49	0.57	0.22	0.13	0.09	0.08
γ 125.0	0.60	0.52	0.45	0.47	0.54	0.52	0.51	0.56	0.22	0.15	0.11	0.07
γ 126.0	0.57	0.50	0.41	0.47	0.52	0.49	0.50	0.52	0.22	0.16	0.09	0.08
γ 127.0	0.54	0.48	0.44	0.45	0.48	0.46	0.47	0.52	0.21	0.15	0.09	0.08
γ 128.0	0.54	0.46	0.43	0.45	0.45	0.44	0.45	0.49	0.21	0.16	0.10	0.07
γ 129.0	0.53	0.43	0.42	0.44	0.42	0.44	0.45	0.46	0.18	0.14	0.09	0.08
γ 130.0	0.50	0.41	0.38	0.43	0.42	0.41	0.42	0.42	0.19	0.14	0.13	0.07
γ 131.0	0.48	0.41	0.35	0.43	0.40	0.38	0.39	0.39	0.19	0.14	0.13	0.07
γ 132.0	0.46	0.41	0.34	0.43	0.38	0.40	0.38	0.40	0.20	0.14	0.11	0.09
γ 133.0	0.46	0.40	0.34	0.40	0.37	0.38	0.36	0.37	0.19	0.14	0.12	0.09
γ 134.0	0.46	0.38	0.28	0.35	0.38	0.36	0.37	0.36	0.20	0.14	0.10	0.08
γ 135.0	0.40	0.34	0.28	0.35	0.36	0.36	0.34	0.33	0.19	0.15	0.08	0.08
γ 136.0	0.41	0.32	0.26	0.35	0.33	0.35	0.32	0.32	0.24	0.16	0.12	0.08
γ 137.0	0.40	0.31	0.28	0.33	0.33	0.32	0.30	0.32	0.22	0.17	0.12	0.09
γ 138.0	0.39	0.31	0.29	0.32	0.31	0.32	0.30	0.30	0.24	0.17	0.12	0.11
γ 139.0	0.38	0.30	0.27	0.30	0.30	0.31	0.29	0.31	0.25	0.18	0.17	0.13
γ 140.0	0.38	0.28	0.22	0.29	0.29	0.29	0.31	0.29	0.28	0.20	0.17	0.14

IES Indoor Report

Photometric Filename:AW10800-10W-1002C4-3090-ZHT35-10D-YGE-250mA.IES

Candela Tabulation - (Cont.)

V/H	C0.0	C22.5	C45.0	C67.5	C90.0	C112.5	C135.0	C157.5	C180.0	C202.5	C225.0	C247.5
γ 141.0	0.41	0.29	0.25	0.30	0.28	0.30	0.29	0.29	0.29	0.23	0.18	0.17
γ 142.0	0.38	0.30	0.22	0.30	0.27	0.29	0.30	0.31	0.34	0.24	0.18	0.21
γ 143.0	0.37	0.30	0.26	0.30	0.25	0.28	0.29	0.29	0.34	0.25	0.24	0.23
γ 144.0	0.40	0.31	0.26	0.30	0.26	0.29	0.29	0.31	0.41	0.27	0.28	0.27
γ 145.0	0.42	0.33	0.30	0.30	0.25	0.30	0.30	0.34	0.44	0.31	0.34	0.30
γ 146.0	0.42	0.33	0.28	0.33	0.28	0.30	0.32	0.37	0.47	0.37	0.38	0.35
γ 147.0	0.46	0.37	0.33	0.35	0.28	0.33	0.34	0.42	0.49	0.42	0.44	0.41
γ 148.0	0.48	0.41	0.34	0.37	0.31	0.35	0.37	0.49	0.54	0.49	0.49	0.49
γ 149.0	0.52	0.43	0.35	0.39	0.35	0.40	0.40	0.58	0.59	0.57	0.56	0.56
γ 150.0	0.58	0.49	0.42	0.41	0.37	0.44	0.44	0.64	0.64	0.63	0.65	0.64
γ 151.0	0.64	0.56	0.49	0.47	0.44	0.50	0.50	0.65	0.75	0.72	0.71	0.71
γ 152.0	0.70	0.61	0.57	0.54	0.51	0.54	0.55	0.67	0.79	0.79	0.79	0.81
γ 153.0	0.77	0.69	0.61	0.64	0.58	0.60	0.61	0.70	0.88	0.87	0.87	0.89
γ 154.0	0.84	0.75	0.70	0.70	0.65	0.69	0.69	0.76	0.99	0.94	0.97	0.96
γ 155.0	0.95	0.84	0.78	0.77	0.74	0.75	0.76	0.82	1.08	1.02	1.05	1.02
γ 156.0	1.03	0.93	0.86	0.86	0.80	0.83	0.84	0.91	1.15	1.10	1.08	1.10
γ 157.0	1.09	0.99	0.92	0.92	0.88	0.95	0.93	1.00	1.22	1.20	1.16	1.19
γ 158.0	1.18	1.10	1.02	1.00	0.95	1.02	1.03	1.09	1.26	1.27	1.26	1.25
γ 159.0	1.27	1.17	1.09	1.09	1.06	1.10	1.11	1.18	1.34	1.32	1.30	1.28
γ 160.0	1.33	1.23	1.18	1.16	1.14	1.18	1.19	1.24	1.41	1.38	1.33	1.34
γ 161.0	1.40	1.31	1.25	1.24	1.25	1.24	1.28	1.32	1.43	1.43	1.41	1.38
γ 162.0	1.49	1.39	1.32	1.31	1.29	1.31	1.35	1.39	1.49	1.47	1.42	1.40
γ 163.0	1.55	1.46	1.39	1.38	1.34	1.37	1.43	1.45	1.51	1.50	1.42	1.42
γ 164.0	1.55	1.51	1.43	1.42	1.40	1.42	1.47	1.52	1.53	1.54	1.49	1.44
γ 165.0	1.62	1.57	1.48	1.46	1.43	1.50	1.53	1.57	1.53	1.54	1.47	1.45
γ 166.0	1.64	1.59	1.55	1.52	1.46	1.53	1.58	1.61	1.57	1.55	1.48	1.46
γ 167.0	1.70	1.62	1.56	1.56	1.49	1.57	1.61	1.63	1.60	1.54	1.46	1.43
γ 168.0	1.73	1.65	1.61	1.59	1.52	1.60	1.63	1.66	1.56	1.53	1.42	1.41
γ 169.0	1.73	1.68	1.61	1.61	1.55	1.62	1.64	1.67	1.53	1.50	1.42	1.38
γ 170.0	1.76	1.69	1.61	1.62	1.55	1.65	1.64	1.68	1.53	1.46	1.37	1.36
γ 171.0	1.79	1.69	1.62	1.61	1.56	1.64	1.61	1.71	1.50	1.43	1.37	1.33
γ 172.0	1.75	1.67	1.58	1.59	1.56	1.61	1.59	1.67	1.46	1.39	1.31	1.29
γ 173.0	1.72	1.64	1.56	1.56	1.55	1.59	1.58	1.64	1.44	1.36	1.28	1.25
γ 174.0	1.67	1.60	1.55	1.53	1.51	1.55	1.58	1.59	1.39	1.31	1.26	1.22
γ 175.0	1.62	1.55	1.48	1.48	1.47	1.51	1.53	1.55	1.36	1.29	1.21	1.20
γ 176.0	1.58	1.52	1.43	1.43	1.40	1.46	1.46	1.50	1.35	1.26	1.21	1.18
γ 177.0	1.50	1.47	1.38	1.41	1.37	1.40	1.43	1.45	1.35	1.26	1.22	1.18
γ 178.0	1.48	1.40	1.35	1.36	1.34	1.36	1.35	1.40	1.36	1.27	1.24	1.21
γ 179.0	1.41	1.36	1.31	1.31	1.27	1.31	1.29	1.33	1.39	1.30	1.24	1.24
γ 180.0	1.29	1.29	1.29	1.29	1.29	1.29	1.29	1.29	1.29	1.29	1.29	1.29
V/H	C270.0	C292.5	C315.0	C337.5								
γ 0.0	3627.20	3627.20	3627.20	3627.20								
γ 1.0	3419.87	3430.19	3442.41	3478.27								
γ 2.0	3168.61	3185.93	3207.52	3258.11								
γ 3.0	2856.08	2873.31	2905.23	2974.41								
γ 4.0	2501.24	2514.38	2551.09	2638.62								
γ 5.0	2120.15	2129.34	2166.14	2264.01								

IES Indoor Report

Photometric Filename:AW10800-10W-1002C4-3090-ZHT35-10D-YGE-250mA.IES

Candela Tabulation - (Cont.)

V/H	C270.0	C292.5	C315.0	C337.5
γ 6.0	1730.50	1739.69	1774.36	1877.36
γ 7.0	1361.82	1370.67	1405.50	1504.16
γ 8.0	1026.79	1040.82	1072.84	1165.27
γ 9.0	744.90	762.52	794.92	875.92
γ 10.0	525.74	545.95	576.75	645.73
γ 11.0	364.54	385.25	413.21	469.93
γ 12.0	254.95	272.35	296.85	341.56
γ 13.0	185.89	198.51	217.03	250.56
γ 14.0	143.04	152.06	164.42	187.37
γ 15.0	115.21	121.76	129.98	144.17
γ 16.0	95.96	101.00	106.59	114.86
γ 17.0	81.75	85.80	89.82	94.70
γ 18.0	70.73	74.28	77.24	80.36
γ 19.0	61.87	65.16	67.56	69.54
γ 20.0	54.63	57.63	59.77	61.19
γ 21.0	48.62	51.32	53.32	54.47
γ 22.0	43.50	45.99	47.86	48.89
γ 23.0	39.15	41.44	43.20	44.09
γ 24.0	35.46	37.56	39.17	39.99
γ 25.0	32.18	34.18	35.62	36.42
γ 26.0	29.28	31.19	32.50	33.28
γ 27.0	26.66	28.49	29.74	30.48
γ 28.0	24.25	26.11	27.26	27.99
γ 29.0	22.09	23.86	25.03	25.79
γ 30.0	20.06	21.79	22.89	23.82
γ 31.0	18.23	19.90	20.98	21.90
γ 32.0	16.57	18.07	19.12	20.02
γ 33.0	14.97	16.36	17.32	18.17
γ 34.0	13.42	14.67	15.57	16.44
γ 35.0	11.89	13.00	13.88	14.75
γ 36.0	10.35	11.38	12.22	13.12
γ 37.0	8.86	9.78	10.56	11.48
γ 38.0	7.48	8.29	9.02	9.87
γ 39.0	6.23	6.92	7.59	8.36
γ 40.0	5.20	5.68	6.27	6.96
γ 41.0	4.29	4.67	5.13	5.73
γ 42.0	3.44	3.79	4.21	4.70
γ 43.0	2.70	3.03	3.41	3.86
γ 44.0	2.06	2.40	2.70	3.12
γ 45.0	1.52	1.78	2.07	2.45
γ 46.0	1.03	1.27	1.53	1.87
γ 47.0	0.61	0.83	1.05	1.39
γ 48.0	0.24	0.44	0.63	0.95
γ 49.0	0.00	0.13	0.30	0.57
γ 50.0	0.00	0.00	0.04	0.22
γ 51.0	0.00	0.00	0.00	0.00
γ 52.0	0.00	0.00	0.00	0.00

IES Indoor Report

Photometric Filename:AW10800-10W-1002C4-3090-ZHT35-10D-YGE-250mA.IES

Candela Tabulation - (Cont.)

V/H	C270.0	C292.5	C315.0	C337.5
γ 53.0	0.00	0.00	0.00	0.00
γ 54.0	0.00	0.00	0.00	0.00
γ 55.0	0.00	0.00	0.00	0.00
γ 56.0	0.00	0.00	0.00	0.00
γ 57.0	0.00	0.00	0.00	0.00
γ 58.0	0.00	0.00	0.00	0.00
γ 59.0	0.00	0.00	0.00	0.00
γ 60.0	0.00	0.00	0.00	0.00
γ 61.0	0.00	0.00	0.00	0.00
γ 62.0	0.00	0.00	0.00	0.00
γ 63.0	0.00	0.00	0.00	0.00
γ 64.0	0.00	0.00	0.00	0.00
γ 65.0	0.00	0.00	0.00	0.00
γ 66.0	0.00	0.00	0.00	0.00
γ 67.0	0.00	0.00	0.00	0.00
γ 68.0	0.00	0.00	0.00	0.00
γ 69.0	0.00	0.00	0.00	0.00
γ 70.0	0.00	0.00	0.00	0.00
γ 71.0	0.00	0.00	0.00	0.00
γ 72.0	0.00	0.00	0.00	0.00
γ 73.0	0.00	0.00	0.00	0.00
γ 74.0	0.00	0.00	0.00	0.00
γ 75.0	0.00	0.00	0.00	0.00
γ 76.0	0.00	0.00	0.00	0.00
γ 77.0	0.00	0.00	0.00	0.00
γ 78.0	0.00	0.00	0.00	0.00
γ 79.0	0.00	0.00	0.00	0.00
γ 80.0	0.00	0.00	0.00	0.00
γ 81.0	0.00	0.00	0.00	0.00
γ 82.0	0.00	0.00	0.00	0.00
γ 83.0	0.00	0.00	0.00	0.00
γ 84.0	0.00	0.00	0.00	0.00
γ 85.0	0.00	0.00	0.00	0.00
γ 86.0	0.00	0.02	0.00	0.00
γ 87.0	0.00	0.02	0.00	0.00
γ 88.0	0.00	0.04	0.00	0.00
γ 89.0	0.00	0.02	0.00	0.00
γ 90.0	0.00	0.00	0.00	0.00
γ 91.0	0.00	0.00	0.00	0.00
γ 92.0	0.00	0.00	0.00	0.00
γ 93.0	0.00	0.00	0.00	0.00
γ 94.0	0.00	0.00	0.00	0.00
γ 95.0	0.00	0.00	0.00	0.00
γ 96.0	0.00	0.00	0.00	0.00
γ 97.0	0.00	0.00	0.00	0.00
γ 98.0	0.00	0.00	0.00	0.00
γ 99.0	0.00	0.00	0.00	0.00

IES Indoor Report

Photometric Filename:AW10800-10W-1002C4-3090-ZHT35-10D-YGE-250mA.IES

Candela Tabulation - (Cont.)

V/H	C270.0	C292.5	C315.0	C337.5
γ 100.0	0.00	0.00	0.00	0.00
γ 101.0	0.00	0.00	0.00	0.00
γ 102.0	0.00	0.00	0.00	0.00
γ 103.0	0.00	0.00	0.00	0.00
γ 104.0	0.00	0.00	0.00	0.00
γ 105.0	0.00	0.00	0.00	0.00
γ 106.0	0.00	0.00	0.00	0.00
γ 107.0	0.00	0.00	0.00	0.00
γ 108.0	0.00	0.01	0.00	0.01
γ 109.0	0.00	0.03	0.00	0.04
γ 110.0	0.05	0.06	0.00	0.03
γ 111.0	0.05	0.07	0.00	0.05
γ 112.0	0.07	0.06	0.04	0.07
γ 113.0	0.03	0.08	0.07	0.07
γ 114.0	0.04	0.09	0.07	0.08
γ 115.0	0.05	0.08	0.07	0.10
γ 116.0	0.07	0.11	0.09	0.09
γ 117.0	0.06	0.09	0.09	0.08
γ 118.0	0.06	0.09	0.10	0.09
γ 119.0	0.05	0.10	0.10	0.07
γ 120.0	0.08	0.11	0.09	0.10
γ 121.0	0.08	0.09	0.09	0.09
γ 122.0	0.09	0.10	0.10	0.05
γ 123.0	0.08	0.12	0.09	0.06
γ 124.0	0.07	0.10	0.11	0.08
γ 125.0	0.09	0.11	0.12	0.09
γ 126.0	0.08	0.10	0.08	0.06
γ 127.0	0.08	0.13	0.08	0.07
γ 128.0	0.06	0.12	0.13	0.06
γ 129.0	0.07	0.12	0.11	0.07
γ 130.0	0.09	0.10	0.10	0.07
γ 131.0	0.09	0.10	0.11	0.06
γ 132.0	0.10	0.09	0.10	0.06
γ 133.0	0.09	0.11	0.11	0.07
γ 134.0	0.09	0.12	0.13	0.09
γ 135.0	0.10	0.13	0.12	0.09
γ 136.0	0.10	0.13	0.15	0.12
γ 137.0	0.09	0.11	0.16	0.09
γ 138.0	0.12	0.14	0.13	0.11
γ 139.0	0.11	0.15	0.15	0.13
γ 140.0	0.11	0.17	0.18	0.14
γ 141.0	0.14	0.18	0.20	0.15
γ 142.0	0.17	0.22	0.21	0.18
γ 143.0	0.21	0.24	0.23	0.20
γ 144.0	0.24	0.28	0.26	0.23
γ 145.0	0.28	0.31	0.31	0.28
γ 146.0	0.34	0.36	0.37	0.35

IES Indoor Report

Photometric Filename:AW10800-10W-1002C4-3090-ZHT35-10D-YGE-250mA.IES

Candela Tabulation - (Cont.)

V/H	C270.0	C292.5	C315.0	C337.5
γ 147.0	0.40	0.45	0.45	0.40
γ 148.0	0.50	0.51	0.52	0.44
γ 149.0	0.55	0.58	0.60	0.51
γ 150.0	0.63	0.66	0.67	0.59
γ 151.0	0.70	0.72	0.72	0.66
γ 152.0	0.78	0.81	0.80	0.74
γ 153.0	0.86	0.91	0.88	0.83
γ 154.0	0.93	0.98	0.96	0.91
γ 155.0	1.01	1.08	1.05	1.01
γ 156.0	1.07	1.14	1.14	1.05
γ 157.0	1.15	1.20	1.19	1.15
γ 158.0	1.21	1.26	1.26	1.22
γ 159.0	1.25	1.33	1.33	1.28
γ 160.0	1.30	1.36	1.38	1.34
γ 161.0	1.35	1.41	1.40	1.39
γ 162.0	1.36	1.43	1.44	1.45
γ 163.0	1.38	1.48	1.47	1.46
γ 164.0	1.42	1.46	1.49	1.49
γ 165.0	1.41	1.46	1.49	1.51
γ 166.0	1.38	1.46	1.48	1.51
γ 167.0	1.36	1.47	1.48	1.50
γ 168.0	1.35	1.44	1.46	1.51
γ 169.0	1.32	1.41	1.43	1.45
γ 170.0	1.27	1.36	1.39	1.42
γ 171.0	1.24	1.34	1.33	1.39
γ 172.0	1.21	1.30	1.28	1.34
γ 173.0	1.19	1.24	1.26	1.29
γ 174.0	1.15	1.23	1.22	1.29
γ 175.0	1.16	1.22	1.16	1.25
γ 176.0	1.16	1.18	1.17	1.22
γ 177.0	1.16	1.19	1.18	1.22
γ 178.0	1.17	1.20	1.20	1.23
γ 179.0	1.19	1.24	1.23	1.23
γ 180.0	1.29	1.29	1.29	1.29