

IES Indoor Report

Photometric Filename:AW10800-12W-1202E1-3090-ZHT35-60D-YGE-300mA.IES

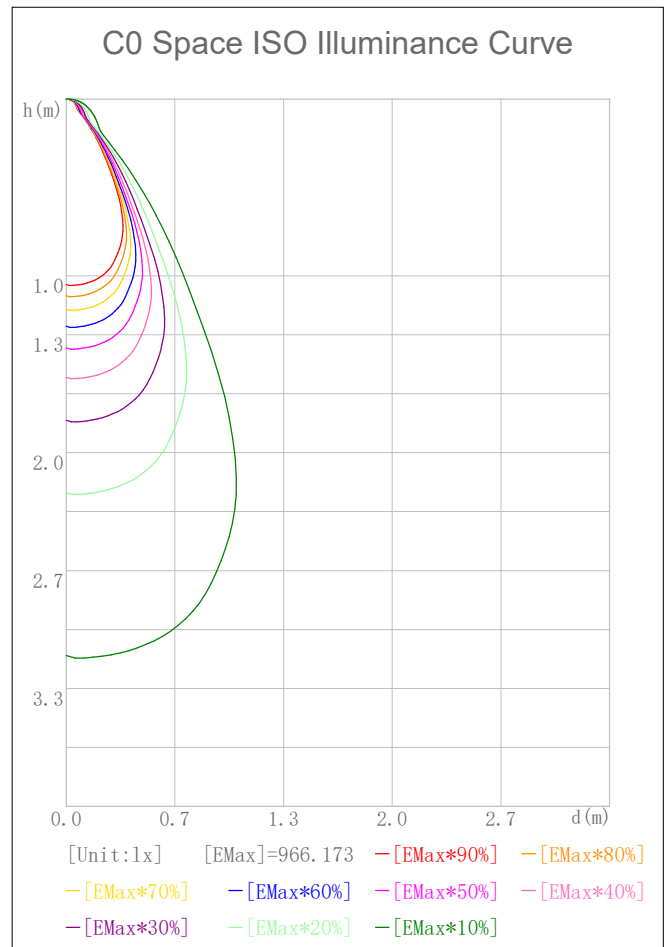
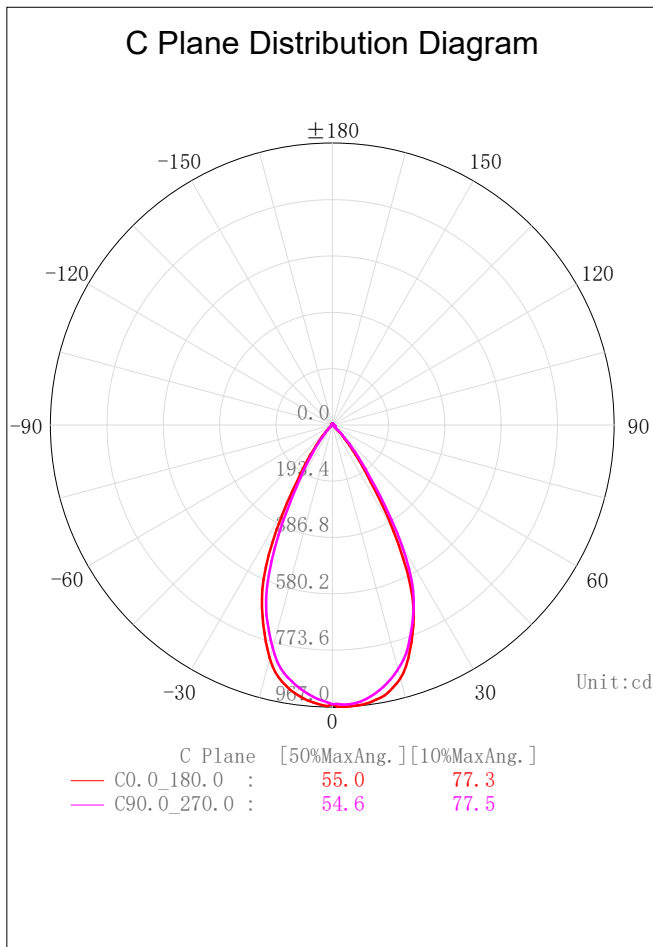
Indoor Luminaire Photometric Data

Description Information

Luminaire Name:AW10800	Lum. Catalog: Downlight	Test ID:
Lamp Name: 1202E1	Lamp Catalog: COB	Test Date: 2024/01/08
Manufacture:	Shld. Ang(°):60	Test Machine:GON-2000
Test Lab: Test	Frequency(Hz):50	Lamp CCT(K): 3000 Ra: 90
Lum. Size(W*L*H):0.063m*0.063m*0.000m	Lum. Area(m ²):0.003	Lum. W(kg): 0.000
Test System: C, γ	Test Step: C=22.5 γ=1.0	Temp.(°C): 25
		Humidity(%): 50.0

Character Parameter

Lamp Speciality Parameter		Luminaire Speciality Parameter	
Rated Flux(lm): 745.540	Luminaire Flux(lm): 745.542	Field Angle(10%Imax): 77.3(°)	
Rated Power(W): 12	Luminaire Efficiency: 100.00%	Down Lumens&Percent: 736.275lm 98.76%	
Rated Voltage(V): 220	Luminaire EER(lm/W): 60.495	Up Lumens&Percent: 9.267lm 1.24%	
Tested Power(W): 12.324	Max. Candela(cd): 967.035	S/MH: C0_a180=0.894 C90_270=0.877	
Lamps' Inside: 1	Max Cand@Ang.(°): C=0.0 γ=2.0	CIE Type: Semi-Direct	
Tested Electrics(V, A, pf):220.0, 0.112, 0.415	Beam Angle(50%Imax): 55.0(°)	ErP Φuse(90°): 719.437lm	
Lamp Size(W*L*H):0.063m*0.063m*0.000m	Left=-26.3°, Right=28.7°	IRF(%): 281.147	



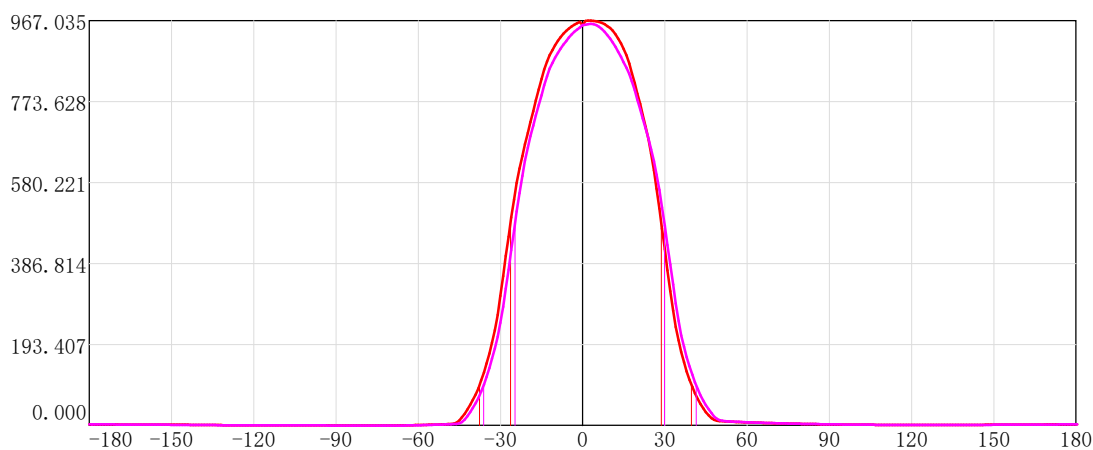
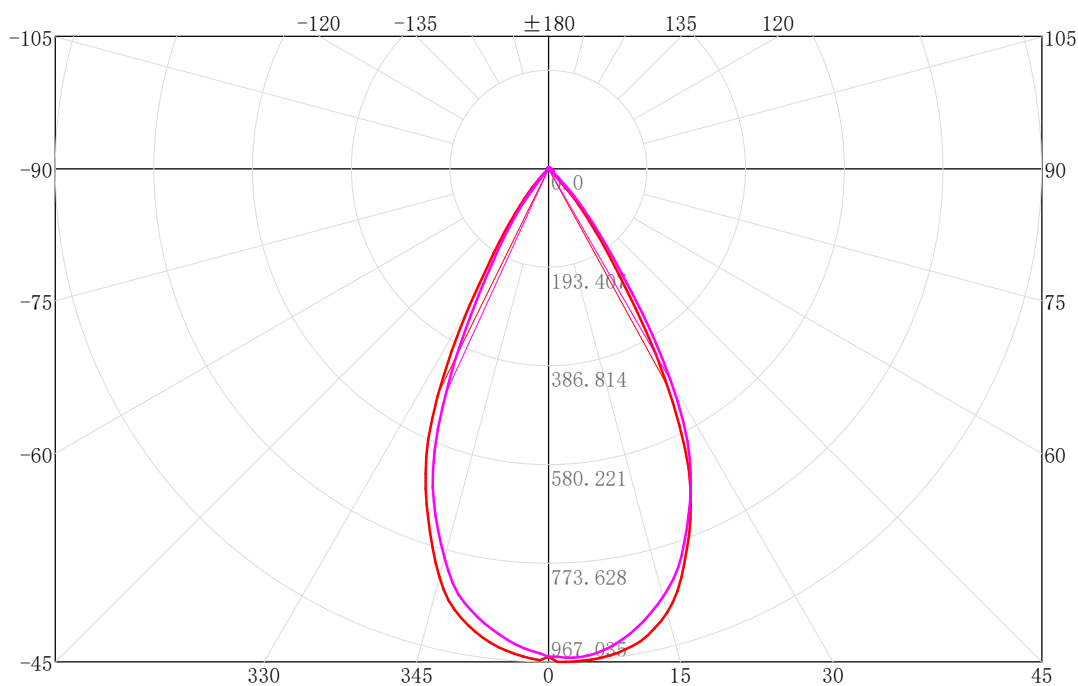
IES Indoor Report

Photometric Filename:AW10800-12W-1202E1-3090-ZHT35-60D-YGE-300mA.IES

2D Plane Light Intensity Distribution Curve

Lum. Name: AW10800	Lum. Catalog: Downlight	Test ID:
Lamp Name: 1202E1	Lamp Catalog: COB	Test Lab: Test
Manufacture:	Test Machine:GON-2000	Test Date: 2024/01/08

C Plane Distribution Diagram



	C Plane	[50%MaxAng.]	[10%MaxAng.]	Unit:cd
—	C0.0_180.0 :	55.0	77.3	
—	C90.0_270.0 :	54.6	77.5	

IES Indoor Report

Photometric Filename:AW10800-12W-1202E1-3090-ZHT35-60D-YGE-300mA.IES

3D Light Intensity Distribution Modal

Lum. Name: AW10800	Lum. Catalog: Downlight	Test ID:
Lamp Name: 1202E1	Lamp Catalog: COB	Test Lab: Test
Manufacture:	Test Machine:GON-2000	Test Date: 2024/01/08

3D Light Intensity Distribution Modal



Curves: 3D Model ——— Fixture ——— Vert. HUD ——— Hori. HUD ———
View Angles: Orient:0 Tilt:0 Roll:0 Spin:0

IES Indoor Report

Photometric Filename:AW10800-12W-1202E1-3090-ZHT35-60D-YGE-300mA.IES

Zonal Flux Tabulation

Zone (γ)	Zone Flux (lm)	Sums Flux (lm)	Zone%Lamp	Sums%Lamp	Zone (γ)	Zone Flux (lm)	Sums Flux (lm)	Zone%Lamp	Sums%Lamp
0.0-1.0	0.92	0.92	0.12	0.12	47.0-48.0	1.10	721.48	0.15	96.77
1.0-2.0	2.74	3.66	0.37	0.49	48.0-49.0	0.86	722.33	0.11	96.89
2.0-3.0	4.56	8.22	0.61	1.10	49.0-50.0	0.70	723.03	0.09	96.98
3.0-4.0	6.37	14.60	0.85	1.96	50.0-51.0	0.61	723.64	0.08	97.06
4.0-5.0	8.16	22.76	1.09	3.05	51.0-52.0	0.57	724.21	0.08	97.14
5.0-6.0	9.92	32.68	1.33	4.38	52.0-53.0	0.55	724.76	0.07	97.21
6.0-7.0	11.66	44.34	1.56	5.95	53.0-54.0	0.53	725.29	0.07	97.28
7.0-8.0	13.35	57.68	1.79	7.74	54.0-55.0	0.51	725.80	0.07	97.35
8.0-9.0	15.00	72.68	2.01	9.75	55.0-56.0	0.49	726.30	0.07	97.42
9.0-10.0	16.60	89.28	2.23	11.97	56.0-57.0	0.48	726.78	0.06	97.48
10.0-11.0	18.14	107.41	2.43	14.41	57.0-58.0	0.46	727.24	0.06	97.55
11.0-12.0	19.61	127.02	2.63	17.04	58.0-59.0	0.45	727.69	0.06	97.61
12.0-13.0	20.99	148.01	2.81	19.85	59.0-60.0	0.43	728.12	0.06	97.66
13.0-14.0	22.25	170.26	2.99	22.84	60.0-61.0	0.42	728.54	0.06	97.72
14.0-15.0	23.41	193.67	3.14	25.98	61.0-62.0	0.41	728.95	0.05	97.77
15.0-16.0	24.44	218.11	3.28	29.26	62.0-63.0	0.39	729.34	0.05	97.83
16.0-17.0	25.36	243.48	3.40	32.66	63.0-64.0	0.38	729.72	0.05	97.88
17.0-18.0	26.16	269.63	3.51	36.17	64.0-65.0	0.36	730.08	0.05	97.93
18.0-19.0	26.80	296.43	3.59	39.76	65.0-66.0	0.35	730.43	0.05	97.97
19.0-20.0	27.28	323.71	3.66	43.42	66.0-67.0	0.34	730.77	0.05	98.02
20.0-21.0	27.60	351.30	3.70	47.12	67.0-68.0	0.33	731.09	0.04	98.06
21.0-22.0	27.73	379.03	3.72	50.84	68.0-69.0	0.31	731.41	0.04	98.10
22.0-23.0	27.66	406.69	3.71	54.55	69.0-70.0	0.30	731.71	0.04	98.15
23.0-24.0	27.37	434.06	3.67	58.22	70.0-71.0	0.29	732.00	0.04	98.18
24.0-25.0	26.86	460.91	3.60	61.82	71.0-72.0	0.29	732.29	0.04	98.22
25.0-26.0	26.11	487.03	3.50	65.33	72.0-73.0	0.28	732.57	0.04	98.26
26.0-27.0	25.12	512.15	3.37	68.69	73.0-74.0	0.27	732.84	0.04	98.30
27.0-28.0	23.88	536.02	3.20	71.90	74.0-75.0	0.26	733.10	0.04	98.33
28.0-29.0	22.40	558.42	3.00	74.90	75.0-76.0	0.25	733.35	0.03	98.36
29.0-30.0	20.75	579.17	2.78	77.68	76.0-77.0	0.25	733.60	0.03	98.40
30.0-31.0	19.01	598.18	2.55	80.23	77.0-78.0	0.24	733.84	0.03	98.43
31.0-32.0	17.28	615.46	2.32	82.55	78.0-79.0	0.23	734.07	0.03	98.46
32.0-33.0	15.55	631.01	2.09	84.64	79.0-80.0	0.23	734.29	0.03	98.49
33.0-34.0	13.84	644.86	1.86	86.50	80.0-81.0	0.22	734.51	0.03	98.52
34.0-35.0	12.21	657.06	1.64	88.13	81.0-82.0	0.21	734.73	0.03	98.55
35.0-36.0	10.73	667.79	1.44	89.57	82.0-83.0	0.21	734.93	0.03	98.58
36.0-37.0	9.42	677.21	1.26	90.83	83.0-84.0	0.20	735.14	0.03	98.60
37.0-38.0	8.25	685.45	1.11	91.94	84.0-85.0	0.20	735.34	0.03	98.63
38.0-39.0	7.17	692.63	0.96	92.90	85.0-86.0	0.20	735.53	0.03	98.66
39.0-40.0	6.18	698.80	0.83	93.73	86.0-87.0	0.19	735.72	0.03	98.68
40.0-41.0	5.25	704.05	0.70	94.43	87.0-88.0	0.19	735.91	0.03	98.71
41.0-42.0	4.38	708.43	0.59	95.02	88.0-89.0	0.18	736.09	0.02	98.73
42.0-43.0	3.58	712.01	0.48	95.50	89.0-90.0	0.18	736.27	0.02	98.76
43.0-44.0	2.87	714.88	0.39	95.89	90.0-91.0	0.18	736.45	0.02	98.78
44.0-45.0	2.28	717.16	0.31	96.19	91.0-92.0	0.17	736.63	0.02	98.80
45.0-46.0	1.80	718.97	0.24	96.44	92.0-93.0	0.17	736.80	0.02	98.83
46.0-47.0	1.41	720.38	0.19	96.63	93.0-94.0	0.17	736.97	0.02	98.85

IES Indoor Report

Photometric Filename:AW10800-12W-1202E1-3090-ZHT35-60D-YGE-300mA.IES

Zonal Flux Tabulation - (Cont.)

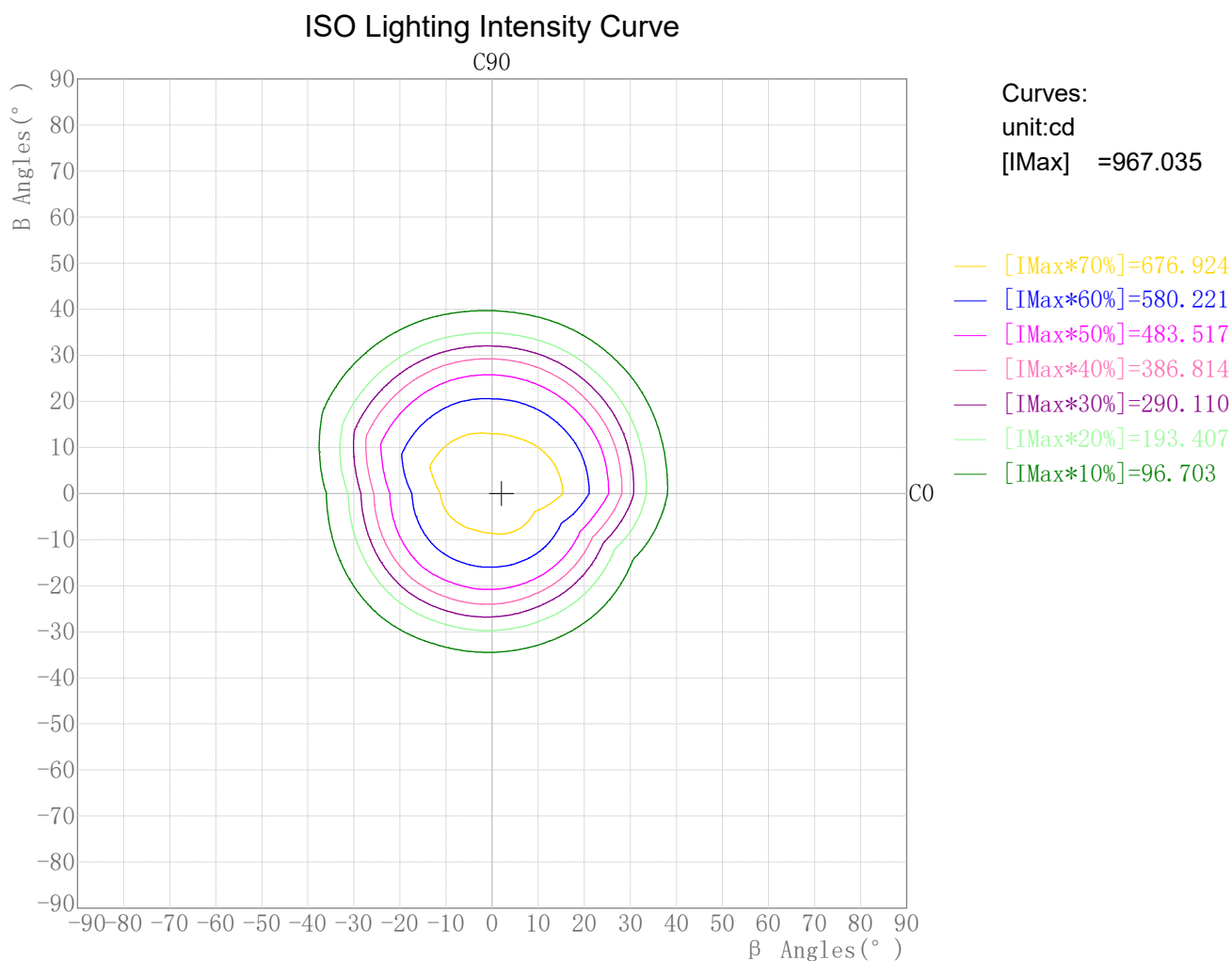
Zone (γ)	Zone Flux (lm)	Sums Flux (lm)	Zone%Lamp	Sums%Lamp	Zone (γ)	Zone Flux (lm)	Sums Flux (lm)	Zone%Lamp	Sums%Lamp
94.0-95.0	0.17	737.13	0.02	98.87	141.0-142.0	0.11	742.72	0.01	99.62
95.0-96.0	0.16	737.29	0.02	98.89	142.0-143.0	0.11	742.83	0.01	99.64
96.0-97.0	0.16	737.45	0.02	98.92	143.0-144.0	0.11	742.94	0.01	99.65
97.0-98.0	0.16	737.61	0.02	98.94	144.0-145.0	0.11	743.05	0.01	99.67
98.0-99.0	0.15	737.77	0.02	98.96	145.0-146.0	0.11	743.15	0.01	99.68
99.0-100.0	0.15	737.92	0.02	98.98	146.0-147.0	0.11	743.26	0.01	99.69
100.0-101.0	0.15	738.07	0.02	99.00	147.0-148.0	0.11	743.37	0.01	99.71
101.0-102.0	0.15	738.22	0.02	99.02	148.0-149.0	0.11	743.48	0.01	99.72
102.0-103.0	0.15	738.36	0.02	99.04	149.0-150.0	0.11	743.59	0.01	99.74
103.0-104.0	0.14	738.51	0.02	99.06	150.0-151.0	0.11	743.70	0.01	99.75
104.0-105.0	0.14	738.65	0.02	99.08	151.0-152.0	0.11	743.81	0.01	99.77
105.0-106.0	0.14	738.78	0.02	99.09	152.0-153.0	0.11	743.92	0.02	99.78
106.0-107.0	0.14	738.92	0.02	99.11	153.0-154.0	0.11	744.03	0.01	99.80
107.0-108.0	0.13	739.05	0.02	99.13	154.0-155.0	0.11	744.14	0.01	99.81
108.0-109.0	0.13	739.18	0.02	99.15	155.0-156.0	0.10	744.24	0.01	99.83
109.0-110.0	0.13	739.31	0.02	99.16	156.0-157.0	0.10	744.33	0.01	99.84
110.0-111.0	0.12	739.44	0.02	99.18	157.0-158.0	0.09	744.42	0.01	99.85
111.0-112.0	0.12	739.56	0.02	99.20	158.0-159.0	0.09	744.51	0.01	99.86
112.0-113.0	0.12	739.68	0.02	99.21	159.0-160.0	0.09	744.60	0.01	99.87
113.0-114.0	0.12	739.80	0.02	99.23	160.0-161.0	0.08	744.68	0.01	99.88
114.0-115.0	0.12	739.92	0.02	99.25	161.0-162.0	0.08	744.76	0.01	99.90
115.0-116.0	0.11	740.03	0.02	99.26	162.0-163.0	0.08	744.84	0.01	99.91
116.0-117.0	0.11	740.14	0.02	99.28	163.0-164.0	0.07	744.91	0.01	99.92
117.0-118.0	0.11	740.25	0.01	99.29	164.0-165.0	0.07	744.98	0.01	99.93
118.0-119.0	0.11	740.36	0.01	99.31	165.0-166.0	0.07	745.05	0.01	99.93
119.0-120.0	0.11	740.47	0.01	99.32	166.0-167.0	0.06	745.12	0.01	99.94
120.0-121.0	0.11	740.57	0.01	99.33	167.0-168.0	0.06	745.18	0.01	99.95
121.0-122.0	0.10	740.68	0.01	99.35	168.0-169.0	0.06	745.23	0.01	99.96
122.0-123.0	0.10	740.78	0.01	99.36	169.0-170.0	0.05	745.28	0.01	99.97
123.0-124.0	0.10	740.88	0.01	99.37	170.0-171.0	0.05	745.33	0.01	99.97
124.0-125.0	0.10	740.98	0.01	99.39	171.0-172.0	0.04	745.37	0.01	99.98
125.0-126.0	0.10	741.08	0.01	99.40	172.0-173.0	0.04	745.41	0.01	99.98
126.0-127.0	0.10	741.18	0.01	99.42	173.0-174.0	0.03	745.45	0.00	99.99
127.0-128.0	0.10	741.28	0.01	99.43	174.0-175.0	0.03	745.48	0.00	99.99
128.0-129.0	0.10	741.38	0.01	99.44	175.0-176.0	0.02	745.50	0.00	99.99
129.0-130.0	0.10	741.48	0.01	99.46	176.0-177.0	0.02	745.52	0.00	100.00
130.0-131.0	0.10	741.58	0.01	99.47	177.0-178.0	0.01	745.53	0.00	100.00
131.0-132.0	0.10	741.68	0.01	99.48	178.0-179.0	0.01	745.54	0.00	100.00
132.0-133.0	0.10	741.78	0.01	99.50	179.0-180.0	0.00	745.54	0.00	100.00
133.0-134.0	0.10	741.88	0.01	99.51					
134.0-135.0	0.10	741.99	0.01	99.52					
135.0-136.0	0.10	742.09	0.01	99.54					
136.0-137.0	0.10	742.19	0.01	99.55					
137.0-138.0	0.10	742.30	0.01	99.56					
138.0-139.0	0.10	742.40	0.01	99.58					
139.0-140.0	0.11	742.51	0.01	99.59					
140.0-141.0	0.11	742.61	0.01	99.61					

IES Indoor Report

Photometric Filename:AW10800-12W-1202E1-3090-ZHT35-60D-YGE-300mA.IES

Rectangle ISO Lighting Intensity Diagram

Lum. Name: AW10800	Lum. Catalog: Downlight	Test ID:
Lamp Name: 1202E1	Lamp Catalog: COB	Test Lab: Test
Manufacture:	Test Machine:GON-2000	Test Date: 2024/01/08



Maximum Light Intensity(cd): 967.03

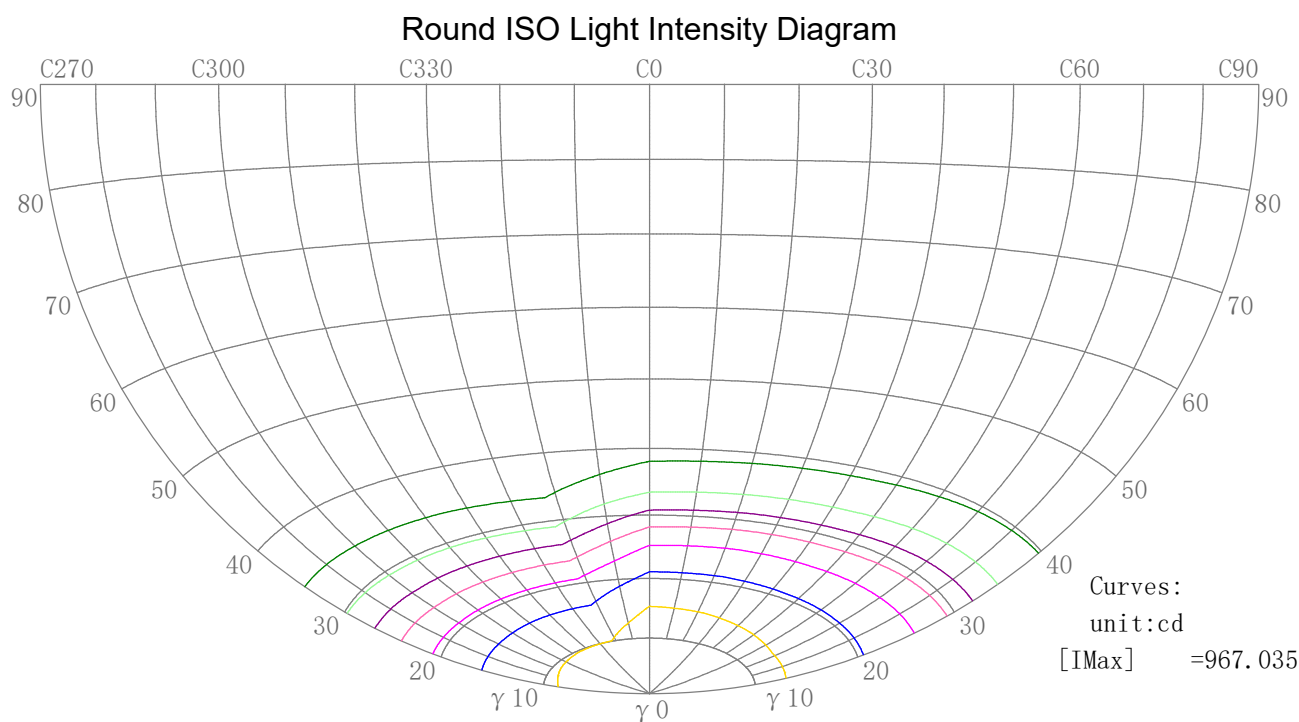
Maximum Cand.@Angle: H=2.0°,V=0.0°

IES Indoor Report

Photometric Filename:AW10800-12W-1202E1-3090-ZHT35-60D-YGE-300mA.IES

Round ISO Lighting Intensity Diagram

Lum. Name: AW10800	Lum. Catalog: Downlight	Test ID:
Lamp Name: 1202E1	Lamp Catalog: COB	Test Lab: Test
Manufacture:	Test Machine:GON-2000	Test Date: 2024/01/08



Maximum Lighting Intensity(cd): 967.03
Maximum Cand.@Angle: H=0.0°, V=2.0°

- [IMax*70%]=676.924
- [IMax*60%]=580.221
- [IMax*50%]=483.517
- [IMax*40%]=386.814
- [IMax*30%]=290.110
- [IMax*20%]=193.407
- [IMax*10%]=96.703

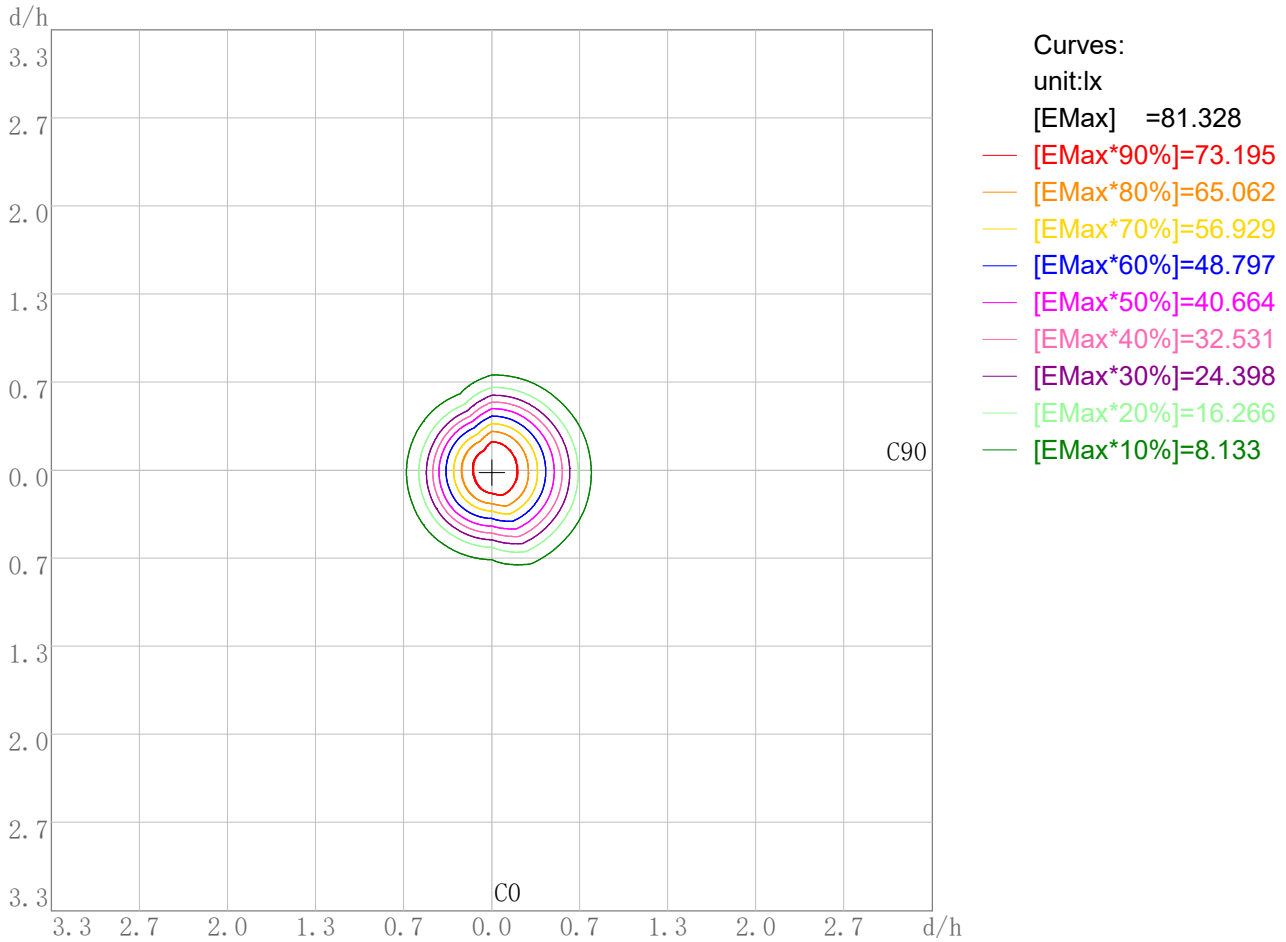
IES Indoor Report

Photometric Filename:AW10800-12W-1202E1-3090-ZHT35-60D-YGE-300mA.IES

Plane ISO-Illuminance Diagram

Lum. Name: AW10800	Lum. Catalog: Downlight	Test ID:
Lamp Name: 1202E1	Lamp Catalog: COB	Test Lab: Test
Manufacture:	Test Machine: GON-2000	Test Date: 2024/01/08

Plane ISO-Illuminance Curve



Working Plane Luminaire Mounting Height(m): 3.00

Working Plane Maximum Illuminance(lx): 81.33

Working Plane Maximum Illuminance Position(d/h):H0.0 V0.0

IES Indoor Report

Photometric Filename:AW10800-12W-1202E1-3090-ZHT35-60D-YGE-300mA.IES

3D Plane ISO Illuminance Diagram

Lum. Name: AW10800	Lum. Catalog: Downlight	Test ID:
Lamp Name: 1202E1	Lamp Catalog: COB	Test Lab: Test
Manufacture:	Test Machine:GON-2000	Test Date: 2024/01/08

3D Plane Illuminance Modal



Curves: 3D Model — 90% — 80% — 70% — 60% — 50% — 40% — 30% — 20% — 10% —
View Angles(deg): 0 Height(m): 3.0 Distance(m): 10.0

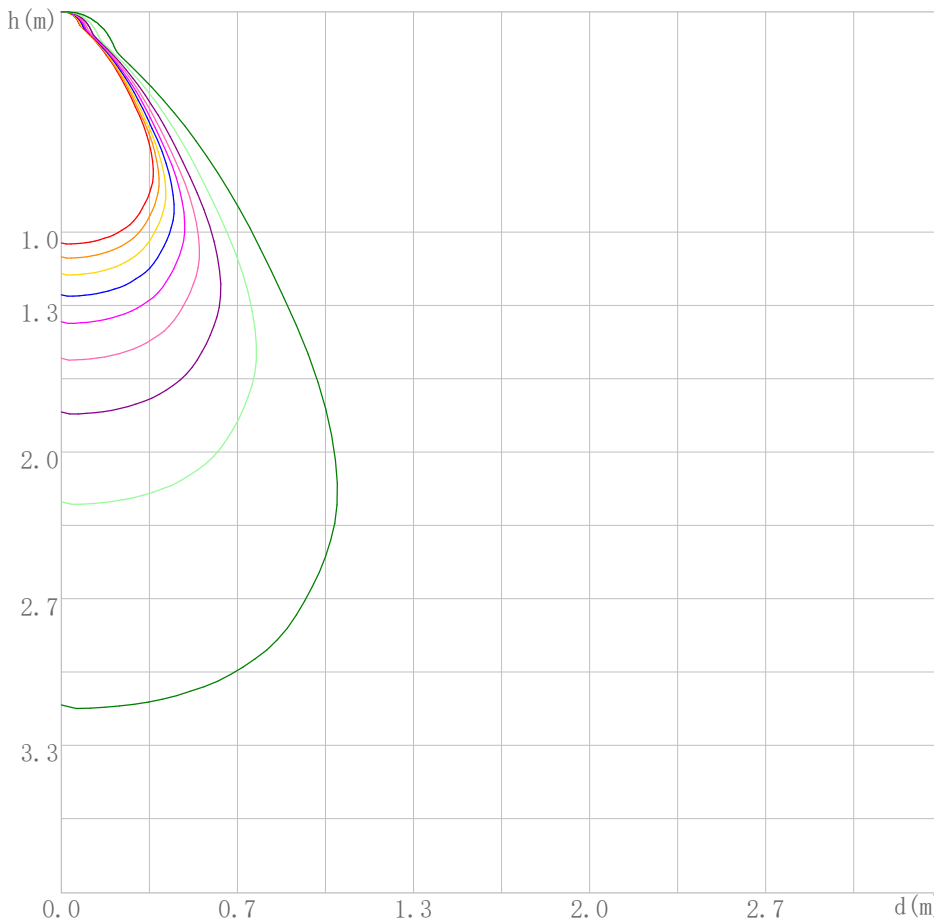
IES Indoor Report

Photometric Filename:AW10800-12W-1202E1-3090-ZHT35-60D-YGE-300mA.IES

Space ISO Illuminance Diagram

Lum. Name: AW10800	Lum. Catalog: Downlight	Test ID:
Lamp Name: 1202E1	Lamp Catalog: COB	Test Lab: Test
Manufacture:	Test Machine: GON-2000	Test Date: 2024/01/08

Space ISO Illuminance Curve



- Curves:
[Unit: lx]
[EMax] =966.173
- [EMax*90%]=869.556
 - [EMax*80%]=772.939
 - [EMax*70%]=676.321
 - [EMax*60%]=579.704
 - [EMax*50%]=483.087
 - [EMax*40%]=386.469
 - [EMax*30%]=289.852
 - [EMax*20%]=193.235
 - [EMax*10%]=96.617

Space Plane Maximum Illuminance and @Angle:966.17lx,1.0deg
Plane Maximum Lighting Intensity and @Angle:967.035cd,0deg

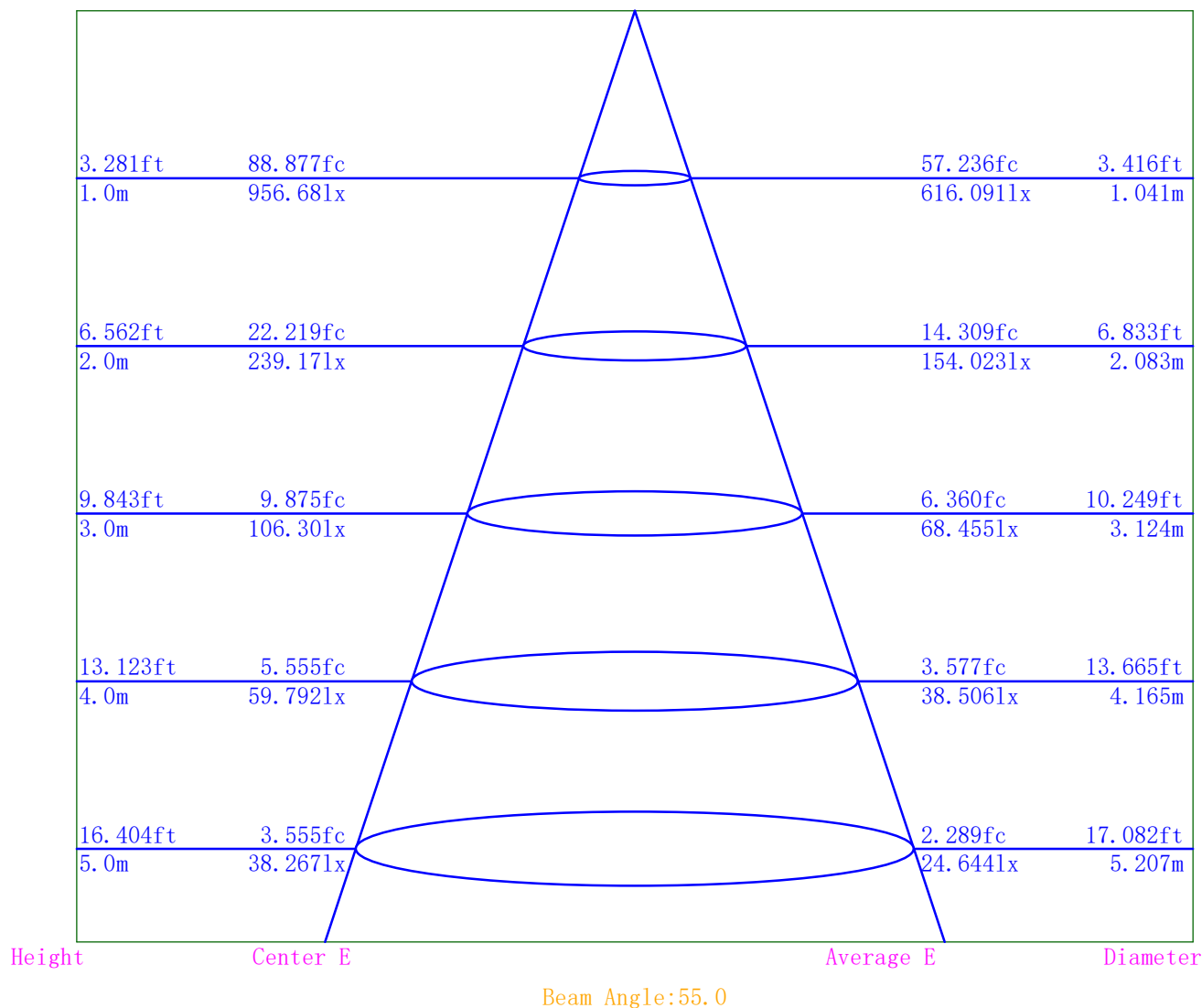
IES Indoor Report

Photometric Filename:AW10800-12W-1202E1-3090-ZHT35-60D-YGE-300mA.IES

Illuminance-Distance Diagram

Lum. Name: AW10800	Lum. Catalog: Downlight	Test ID:
Lamp Name: 1202E1	Lamp Catalog: COB	Test Lab: Test
Manufacture:	Test Machine:GON-2000	Test Date: 2024/01/08

Illuminance-Distance Curve



IES Indoor Report

Photometric Filename:AW10800-12W-1202E1-3090-ZHT35-60D-YGE-300mA.IES

Indoor Luminance Limiting Curves

Lum. Name: AW10800	Lum. Catalog: Downlight	Test ID:
Lamp Name: 1202E1	Lamp Catalog: COB	Test Lab: Test
Manufacture:	Test Machine:GON-2000	Test Date: 2024/01/08

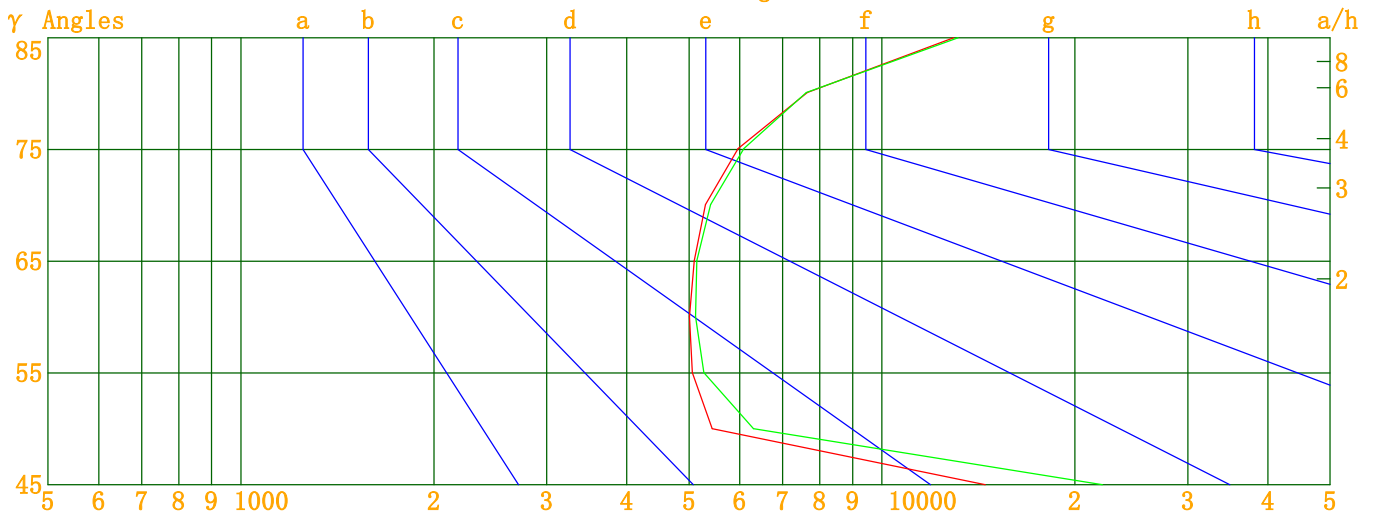
Glare Grade Table

GI	Quality	Using Illuminance							
		a	b	c	d	e	f	g	h
1.15	A	2000	1000	500	<=300				
1.5	B		2000	1000	500	<=300			
1.85	C			2000	1000	500	<=300		
2.2	D				2000	1000	500	<=300	
2.55	E	a				2000	1000	500	<=300
			b	c	d	e	f	g	h

Luminance Table

Gama (deg)	45	50	55	60	65	70	75	80	85
C0	14495	5432	5060	5006	5093	5304	5967	7647	12929
C90	22072	6304	5274	5117	5145	5402	6088	7620	13147

Luminance Limiting Curve



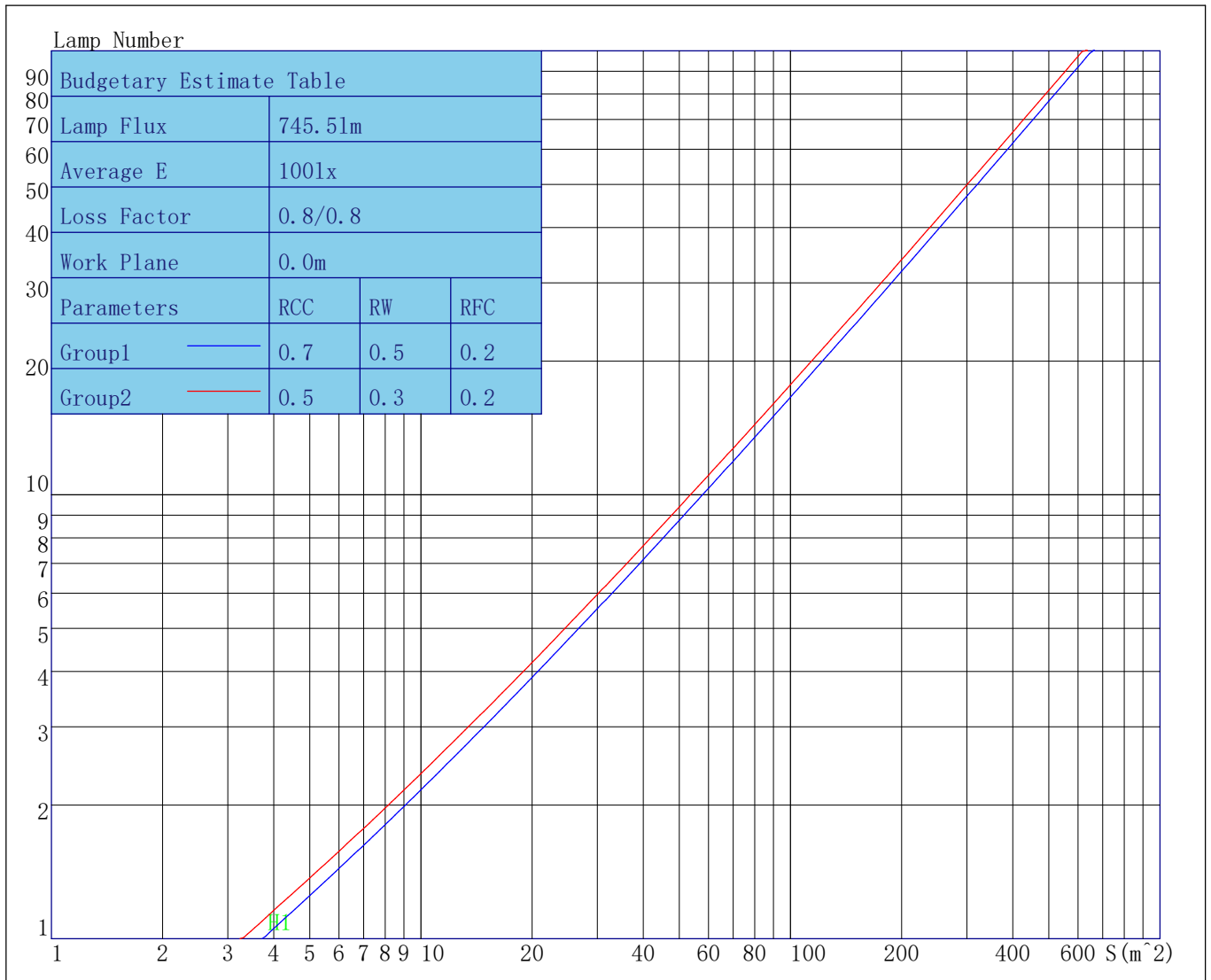
Luminous Size: Length(m)=-0.063 Width(m)=-0.063 Height(m)=0.000 Area(m^2)=0.003117
 Luminous Type: Without Luminous Side
 Luminous Curves: C0-C180 Color: — C90-C270 Color: —

IES Indoor Report

Photometric Filename:AW10800-12W-1202E1-3090-ZHT35-60D-YGE-300mA.IES

Indoor Budgetary Estimate Table

Lum. Name: AW10800	Lum. Catalog: Downlight	Test ID:
Lamp Name: 1202E1	Lamp Catalog: COB	Test Lab: Test
Manufacture:	Test Machine:GON-2000	Test Date: 2024/01/08



Parameters1: Rhocc = 0.7 Rhow = 0.5 Rhofc = 0.2 LLF = 0.8
 Parameters2: Rhocc = 0.5 Rhow = 0.3 Rhofc = 0.2 LLF = 0.8
 Average Illuminance(lx): 100 Cavity Height: H1(m) = 2

IES Indoor Report

Photometric Filename:AW10800-12W-1202E1-3090-ZHT35-60D-YGE-300mA.IES

Indoor Coefficient of Utilization Table

Lum. Name: AW10800	Lum. Catalog: Downlight	Test ID:
Lamp Name: 1202E1	Lamp Catalog: COB	Test Lab: Test
Manufacture:	Test Machine:GON-2000	Test Date: 2024/01/08

Coefficients of Utilization - Zonal Cavity Method																		
Coef.	Effective Floor Cavity Reflectance RFC=0.20																	
RhoCC (%)	80				70				50			30			10			0
RhoW (%)	70	50	30	10	70	50	30	10	50	30	10	50	30	10	50	30	10	0
RCR	Coefficient of Utilization (%)																	
0	119	119	119	119	116	116	116	116	110	110	110	105	105	105	101	101	101	99
1	113	111	108	106	111	108	106	104	104	102	101	100	99	97	96	95	94	93
2	108	103	99	96	106	101	98	95	98	95	93	95	92	90	92	90	88	87
3	103	97	92	88	101	95	91	87	92	89	86	90	87	84	87	85	83	81
4	98	91	85	81	96	90	85	81	87	83	80	85	82	79	83	80	78	76
5	93	85	80	76	92	84	79	75	82	78	74	81	77	74	79	76	73	72
6	89	80	75	71	87	80	74	70	78	73	70	77	72	69	75	72	69	67
7	85	76	70	66	83	75	70	66	74	69	66	73	68	65	71	68	65	63
8	81	72	66	62	80	71	66	62	70	65	62	69	65	62	68	64	61	60
9	77	68	63	59	76	68	62	59	67	62	58	66	61	58	65	61	58	57
10	74	65	59	56	73	64	59	55	63	59	55	63	58	55	62	58	55	54

IES Indoor Report

Photometric Filename:AW10800-12W-1202E1-3090-ZHT35-60D-YGE-300mA.IES

Unified Glare Rating Table

Lum. Name: AW10800	Lum. Catalog: Downlight	Test ID:
Lamp Name: 1202E1	Lamp Catalog: COB	Test Lab: Test
Manufacture:	Test Machine:GON-2000	Test Date: 2024/01/08

Unified Glare Rating Table

Ceiling RCC	0.70	0.70	0.50	0.50	0.30	0.70	0.70	0.50	0.50	0.30	
Wall RW	0.50	0.30	0.50	0.30	0.30	0.50	0.30	0.50	0.30	0.30	
Floor RFC	0.20	0.20	0.20	0.20	0.20	0.20	0.20	0.20	0.20	0.20	
Room Size	Vewed crosswise					Vewed endwise					
X=2H	Y=2H	17.8	18.7	18.2	19.1	19.4	20.2	21.1	20.6	21.5	21.8
	Y=3H	17.8	18.6	18.2	18.9	19.3	20.1	20.9	20.5	21.3	21.7
	Y=4H	17.8	18.6	18.2	18.9	19.4	20.1	20.9	20.6	21.3	21.7
	Y=6H	17.9	18.6	18.4	19.0	19.5	20.2	20.9	20.6	21.3	21.7
	Y=8H	18.1	18.7	18.5	19.1	19.6	20.2	20.9	20.7	21.3	21.7
	Y=12H	18.2	18.9	18.7	19.3	19.7	20.3	20.9	20.8	21.4	21.8
X=4H	Y=2H	17.5	18.3	18.0	18.7	19.1	19.9	20.7	20.4	21.1	21.5
	Y=3H	17.6	18.2	18.0	18.6	19.0	19.9	20.5	20.4	21.0	21.4
	Y=4H	17.6	18.2	18.1	18.6	19.1	20.0	20.5	20.4	21.0	21.5
	Y=6H	17.9	18.3	18.4	18.8	19.3	20.1	20.6	20.6	21.1	21.6
	Y=8H	18.1	18.5	18.6	19.0	19.5	20.3	20.7	20.8	21.2	21.7
	Y=12H	18.4	18.8	18.9	19.3	19.8	20.5	20.8	21.0	21.3	21.9
X=8H	Y=4H	17.6	18.0	18.1	18.5	19.0	19.9	20.3	20.4	20.8	21.3
	Y=6H	17.9	18.2	18.4	18.8	19.3	20.2	20.5	20.7	21.0	21.6
	Y=8H	18.2	18.5	18.7	19.0	19.5	20.4	20.7	20.9	21.2	21.8
	Y=12H	18.6	18.9	19.2	19.4	20.0	20.8	21.0	21.3	21.5	22.1
X=12H	Y=4H	17.5	17.9	18.0	18.4	18.9	19.9	20.2	20.4	20.8	21.3
	Y=6H	17.9	18.2	18.4	18.7	19.3	20.2	20.5	20.7	21.0	21.5
	Y=8H	18.2	18.5	18.8	19.0	19.6	20.5	20.7	21.0	21.2	21.8
Variations with the objerver position at spacings											
S=1.0H	0.1/-0.1					0.1/-0.1					
S=1.5H	0.3/-0.3					0.2/-0.2					
S=2.0H	0.4/-0.4					0.1/-0.2					
Reduced UGR Table:											
Nordic Standard Table:	BKO					BKO					
Correction Value	1.1					0.9					

o the CIE Pub. 117, data has been corrected, refers to the lamp's lumens 8.2flm.

IES Indoor Report

Photometric Filename:AW10800-12W-1202E1-3090-ZHT35-60D-YGE-300mA.IES

Candela Tabulation

V/H	C0.0	C22.5	C45.0	C67.5	C90.0	C112.5	C135.0	C157.5	C180.0	C202.5	C225.0	C247.5
γ 0.0	956.68	956.68	956.68	956.68	956.68	956.68	956.68	956.68	956.68	956.68	956.68	956.68
γ 1.0	966.61	964.95	962.26	959.23	956.73	954.56	953.04	951.94	963.66	960.28	956.27	952.15
γ 2.0	967.03	965.92	963.87	961.18	958.64	956.31	954.26	952.60	960.84	956.55	951.50	947.07
γ 3.0	966.91	966.16	964.35	961.84	959.41	957.13	954.84	952.96	957.34	951.97	945.90	941.12
γ 4.0	966.48	965.73	963.70	961.15	958.70	956.66	954.50	952.57	953.21	946.76	939.66	934.37
γ 5.0	965.60	964.59	962.03	959.03	956.38	954.95	953.17	951.49	948.25	941.05	932.84	926.75
γ 6.0	964.18	962.56	959.10	955.35	952.46	951.75	950.79	949.56	942.47	934.59	925.33	918.41
γ 7.0	961.93	959.55	954.87	950.24	947.06	947.30	947.36	946.71	935.54	927.24	917.13	909.44
γ 8.0	958.67	955.48	949.40	943.77	940.48	941.86	943.11	943.10	927.52	919.14	908.44	899.95
γ 9.0	954.01	950.29	942.89	936.22	932.92	935.65	938.07	938.78	918.67	910.23	899.00	889.83
γ 10.0	949.46	943.98	935.30	927.59	924.37	928.57	932.16	933.48	908.54	900.15	888.71	879.11
γ 11.0	943.48	936.44	926.72	917.93	914.84	920.76	925.30	927.09	897.00	888.79	877.68	867.82
γ 12.0	934.53	927.61	917.17	907.32	904.39	912.06	917.40	919.66	884.20	876.02	865.07	854.82
γ 13.0	924.16	917.36	906.41	895.59	892.96	902.45	908.36	911.35	869.09	860.77	849.54	838.18
γ 14.0	913.08	905.85	894.77	883.12	880.78	891.81	898.08	901.75	850.12	841.45	830.52	817.90
γ 15.0	900.11	893.38	882.12	870.52	867.99	880.05	886.54	890.60	827.63	818.69	808.61	795.53
γ 16.0	884.11	878.73	867.98	857.25	854.35	867.41	874.02	877.65	802.73	794.23	785.35	771.99
γ 17.0	864.56	860.98	852.11	842.44	839.19	852.73	859.43	862.95	776.86	769.23	761.70	748.04
γ 18.0	841.89	840.22	831.63	824.40	821.46	835.62	841.26	844.53	750.83	744.57	738.08	723.32
γ 19.0	817.64	817.08	808.97	803.37	800.88	815.01	819.78	822.66	725.08	719.64	713.81	697.21
γ 20.0	792.98	792.90	784.79	780.15	778.58	791.62	796.07	798.61	698.98	693.91	688.63	670.26
γ 21.0	767.98	768.41	760.10	756.12	755.66	767.33	771.50	774.20	671.86	667.50	662.86	641.33
γ 22.0	741.48	743.09	734.49	731.91	732.76	743.34	746.98	750.07	644.00	639.33	633.88	608.43
γ 23.0	713.52	716.35	707.41	706.65	709.52	719.18	722.32	725.96	613.72	607.54	599.85	570.32
γ 24.0	683.58	688.13	679.66	680.19	685.25	694.41	697.02	701.24	579.68	570.98	560.31	528.59
γ 25.0	649.89	657.27	650.84	652.82	659.42	668.58	670.61	675.85	539.59	529.71	517.40	484.22
γ 26.0	609.52	621.26	618.12	623.80	631.47	641.30	642.70	648.75	496.68	484.91	471.74	438.81
γ 27.0	565.63	579.71	579.91	590.15	599.66	610.72	611.83	618.96	451.12	438.32	425.14	392.32
γ 28.0	518.34	534.28	536.74	550.98	562.52	575.27	576.41	584.29	405.11	390.83	377.25	345.05
γ 29.0	469.90	486.64	490.68	507.74	521.13	534.92	536.57	545.08	357.34	342.58	328.80	298.31
γ 30.0	421.17	437.99	443.50	462.56	476.98	491.62	493.22	502.53	309.43	295.03	282.06	256.23
γ 31.0	370.65	388.62	395.35	415.76	431.01	446.18	447.86	457.68	264.47	252.91	242.95	221.07
γ 32.0	321.05	339.15	347.23	368.98	384.53	399.89	401.84	411.64	227.64	218.70	211.02	191.91
γ 33.0	274.53	291.44	299.94	322.03	337.49	352.94	354.85	364.23	197.68	190.26	183.70	166.48
γ 34.0	235.25	249.20	255.85	276.45	291.10	305.43	307.45	316.01	171.86	165.41	159.06	143.28
γ 35.0	202.98	214.44	219.50	237.18	249.80	262.38	264.08	271.83	148.58	142.73	136.32	121.68
γ 36.0	175.67	185.52	189.79	204.95	215.93	226.77	228.11	235.39	127.14	121.64	115.26	101.96
γ 37.0	151.49	160.30	164.41	177.91	187.83	197.66	198.67	205.29	107.43	102.19	96.21	84.60
γ 38.0	129.47	137.54	141.90	154.23	163.48	172.72	173.56	179.27	89.72	84.99	79.55	69.45
γ 39.0	109.48	116.81	121.40	132.79	141.53	150.50	151.06	155.99	74.46	70.08	65.01	56.27
γ 40.0	92.25	98.50	102.69	113.12	121.46	129.63	130.34	134.35	61.13	56.99	52.24	44.73
γ 41.0	77.37	82.56	86.74	95.90	103.32	110.74	111.17	114.68	49.32	45.40	40.86	34.22
γ 42.0	63.64	68.25	72.15	80.31	87.06	93.29	93.58	96.25	38.54	34.80	30.37	24.65
γ 43.0	51.65	55.39	59.50	66.57	72.33	77.76	77.91	80.12	28.42	25.06	21.04	16.46
γ 44.0	41.09	44.71	48.64	54.65	59.62	64.34	64.59	66.08	19.72	16.65	13.29	10.13
γ 45.0	31.95	35.48	39.06	44.30	48.65	53.06	53.17	54.24	12.31	10.17	7.67	6.04
γ 46.0	24.09	26.96	30.08	34.84	38.64	42.64	42.72	43.33	7.21	6.21	4.91	4.32

IES Indoor Report

Photometric Filename:AW10800-12W-1202E1-3090-ZHT35-60D-YGE-300mA.IES

Candela Tabulation - (Cont.)

V/H	C0.0	C22.5	C45.0	C67.5	C90.0	C112.5	C135.0	C157.5	C180.0	C202.5	C225.0	C247.5
γ 47.0	17.74	19.95	22.38	26.44	29.48	32.84	33.01	33.32	4.86	4.49	3.98	3.78
γ 48.0	13.59	14.96	16.41	19.42	21.72	24.31	24.54	24.46	4.11	3.83	3.63	3.48
γ 49.0	11.63	12.19	12.86	14.53	15.94	17.56	17.86	17.47	3.78	3.49	3.31	3.21
γ 50.0	10.88	10.97	11.25	12.02	12.63	13.49	13.62	13.28	3.44	3.22	3.08	2.96
γ 51.0	10.38	10.38	10.59	10.93	11.21	11.55	11.61	11.47	3.16	2.98	2.87	2.72
γ 52.0	9.97	9.97	10.13	10.40	10.59	10.74	10.79	10.74	2.92	2.72	2.64	2.48
γ 53.0	9.64	9.64	9.76	10.01	10.16	10.27	10.31	10.29	2.67	2.48	2.41	2.26
γ 54.0	9.34	9.32	9.43	9.65	9.80	9.89	9.91	9.88	2.45	2.30	2.24	2.08
γ 55.0	9.05	9.01	9.10	9.30	9.43	9.52	9.56	9.53	2.24	2.13	2.05	1.87
γ 56.0	8.77	8.71	8.82	8.97	9.10	9.19	9.21	9.20	2.07	1.93	1.86	1.69
γ 57.0	8.52	8.43	8.56	8.69	8.81	8.89	8.88	8.91	1.87	1.73	1.69	1.52
γ 58.0	8.26	8.20	8.24	8.41	8.53	8.57	8.60	8.61	1.67	1.57	1.52	1.35
γ 59.0	8.02	7.96	7.99	8.13	8.24	8.30	8.34	8.33	1.52	1.40	1.37	1.20
γ 60.0	7.80	7.71	7.74	7.89	7.98	8.04	8.06	8.06	1.35	1.25	1.19	1.04
γ 61.0	7.55	7.47	7.49	7.63	7.73	7.76	7.78	7.82	1.19	1.12	1.04	0.91
γ 62.0	7.34	7.23	7.28	7.38	7.49	7.54	7.54	7.56	1.02	0.98	0.92	0.78
γ 63.0	7.12	7.01	7.03	7.18	7.22	7.32	7.33	7.34	0.86	0.84	0.76	0.67
γ 64.0	6.92	6.80	6.83	6.92	7.00	7.08	7.10	7.11	0.73	0.69	0.64	0.53
γ 65.0	6.71	6.61	6.60	6.70	6.78	6.85	6.87	6.91	0.60	0.58	0.53	0.42
γ 66.0	6.46	6.40	6.39	6.51	6.55	6.63	6.64	6.71	0.48	0.49	0.44	0.33
γ 67.0	6.25	6.19	6.15	6.28	6.31	6.39	6.38	6.47	0.41	0.38	0.34	0.25
γ 68.0	6.07	5.98	5.96	6.07	6.10	6.16	6.16	6.23	0.30	0.30	0.29	0.17
γ 69.0	5.85	5.76	5.77	5.89	5.94	5.97	5.98	6.04	0.20	0.22	0.23	0.10
γ 70.0	5.65	5.57	5.62	5.70	5.76	5.76	5.80	5.86	0.17	0.13	0.17	0.03
γ 71.0	5.51	5.42	5.42	5.52	5.57	5.60	5.62	5.69	0.13	0.08	0.10	0.01
γ 72.0	5.32	5.26	5.24	5.33	5.42	5.44	5.43	5.46	0.06	0.05	0.06	0.00
γ 73.0	5.14	5.08	5.10	5.15	5.26	5.26	5.24	5.28	0.02	0.02	0.03	0.00
γ 74.0	4.97	4.93	4.94	4.99	5.09	5.08	5.07	5.10	0.01	0.00	0.05	0.00
γ 75.0	4.81	4.79	4.79	4.81	4.91	4.92	4.91	4.94	0.01	0.00	0.00	0.00
γ 76.0	4.65	4.62	4.57	4.67	4.74	4.75	4.75	4.82	0.00	0.00	0.00	0.00
γ 77.0	4.53	4.47	4.40	4.52	4.59	4.59	4.59	4.64	0.00	0.00	0.00	0.00
γ 78.0	4.38	4.32	4.28	4.37	4.43	4.44	4.44	4.49	0.00	0.00	0.00	0.00
γ 79.0	4.25	4.19	4.16	4.22	4.26	4.32	4.32	4.33	0.00	0.00	0.00	0.00
γ 80.0	4.14	4.04	4.01	4.07	4.13	4.17	4.18	4.20	0.00	0.00	0.03	0.00
γ 81.0	3.99	3.91	3.88	3.95	4.00	4.02	4.02	4.05	0.00	0.00	0.06	0.00
γ 82.0	3.86	3.78	3.76	3.83	3.86	3.88	3.88	3.92	0.00	0.03	0.07	0.02
γ 83.0	3.74	3.65	3.62	3.71	3.76	3.74	3.76	3.79	0.04	0.06	0.05	0.02
γ 84.0	3.62	3.55	3.48	3.59	3.67	3.62	3.66	3.68	0.08	0.11	0.06	0.06
γ 85.0	3.51	3.44	3.38	3.48	3.57	3.50	3.56	3.55	0.13	0.14	0.12	0.11
γ 86.0	3.40	3.33	3.28	3.37	3.45	3.40	3.43	3.47	0.12	0.17	0.14	0.12
γ 87.0	3.31	3.23	3.17	3.24	3.32	3.29	3.32	3.37	0.18	0.21	0.17	0.13
γ 88.0	3.20	3.14	3.06	3.14	3.22	3.14	3.22	3.24	0.21	0.25	0.24	0.18
γ 89.0	3.10	3.06	3.00	3.04	3.13	3.08	3.12	3.12	0.25	0.26	0.24	0.21
γ 90.0	3.00	2.96	2.92	2.94	3.03	3.00	3.02	3.02	0.29	0.28	0.28	0.25
γ 91.0	2.91	2.86	2.80	2.87	2.94	2.91	2.91	2.92	0.32	0.33	0.30	0.28
γ 92.0	2.85	2.77	2.72	2.80	2.83	2.78	2.81	2.85	0.36	0.38	0.35	0.34
γ 93.0	2.74	2.68	2.59	2.70	2.75	2.72	2.73	2.77	0.40	0.41	0.37	0.36

IES Indoor Report

Photometric Filename:AW10800-12W-1202E1-3090-ZHT35-60D-YGE-300mA.IES

Candela Tabulation - (Cont.)

V/H	C0.0	C22.5	C45.0	C67.5	C90.0	C112.5	C135.0	C157.5	C180.0	C202.5	C225.0	C247.5
γ 94.0	2.66	2.61	2.55	2.62	2.68	2.66	2.64	2.69	0.45	0.44	0.42	0.37
γ 95.0	2.60	2.55	2.46	2.54	2.59	2.56	2.57	2.60	0.50	0.47	0.48	0.42
γ 96.0	2.53	2.47	2.40	2.47	2.50	2.50	2.50	2.52	0.52	0.48	0.47	0.45
γ 97.0	2.49	2.40	2.34	2.40	2.43	2.43	2.42	2.45	0.54	0.49	0.51	0.47
γ 98.0	2.39	2.34	2.26	2.36	2.37	2.36	2.35	2.37	0.55	0.54	0.52	0.51
γ 99.0	2.34	2.28	2.24	2.31	2.31	2.28	2.30	2.31	0.55	0.58	0.56	0.52
γ 100.0	2.24	2.21	2.17	2.25	2.23	2.23	2.24	2.22	0.60	0.58	0.60	0.54
γ 101.0	2.20	2.15	2.12	2.19	2.17	2.18	2.18	2.17	0.59	0.61	0.61	0.58
γ 102.0	2.15	2.11	2.02	2.14	2.11	2.13	2.12	2.14	0.63	0.66	0.64	0.59
γ 103.0	2.08	2.04	1.98	2.07	2.06	2.05	2.08	2.07	0.65	0.69	0.67	0.61
γ 104.0	2.06	1.98	1.96	2.00	1.99	2.01	2.01	2.01	0.72	0.69	0.67	0.63
γ 105.0	1.97	1.92	1.90	1.95	1.94	1.97	1.94	2.00	0.71	0.71	0.70	0.66
γ 106.0	1.94	1.86	1.87	1.89	1.92	1.91	1.89	1.94	0.75	0.73	0.72	0.69
γ 107.0	1.90	1.81	1.83	1.83	1.88	1.84	1.82	1.88	0.76	0.75	0.72	0.69
γ 108.0	1.85	1.76	1.79	1.78	1.83	1.80	1.77	1.85	0.78	0.75	0.73	0.72
γ 109.0	1.78	1.72	1.70	1.74	1.77	1.74	1.74	1.77	0.79	0.77	0.74	0.73
γ 110.0	1.78	1.69	1.66	1.69	1.73	1.70	1.68	1.71	0.79	0.77	0.75	0.72
γ 111.0	1.72	1.64	1.60	1.64	1.70	1.69	1.64	1.69	0.79	0.77	0.74	0.77
γ 112.0	1.69	1.58	1.58	1.59	1.68	1.65	1.61	1.65	0.81	0.78	0.79	0.77
γ 113.0	1.67	1.55	1.53	1.56	1.64	1.61	1.58	1.60	0.83	0.82	0.82	0.77
γ 114.0	1.63	1.55	1.51	1.54	1.60	1.57	1.53	1.56	0.82	0.85	0.82	0.78
γ 115.0	1.60	1.53	1.49	1.52	1.56	1.52	1.50	1.55	0.82	0.84	0.83	0.80
γ 116.0	1.56	1.50	1.49	1.47	1.50	1.49	1.48	1.50	0.84	0.83	0.83	0.77
γ 117.0	1.54	1.44	1.46	1.45	1.46	1.48	1.45	1.48	0.86	0.84	0.79	0.77
γ 118.0	1.50	1.41	1.42	1.40	1.45	1.44	1.44	1.45	0.85	0.86	0.82	0.77
γ 119.0	1.48	1.41	1.38	1.39	1.43	1.37	1.39	1.41	0.86	0.86	0.82	0.81
γ 120.0	1.46	1.39	1.38	1.37	1.40	1.37	1.36	1.38	0.86	0.86	0.84	0.83
γ 121.0	1.45	1.37	1.32	1.39	1.38	1.39	1.36	1.36	0.87	0.87	0.82	0.84
γ 122.0	1.48	1.37	1.30	1.38	1.35	1.33	1.34	1.34	0.88	0.91	0.83	0.88
γ 123.0	1.44	1.36	1.27	1.36	1.33	1.31	1.32	1.34	0.90	0.92	0.85	0.87
γ 124.0	1.42	1.33	1.30	1.33	1.33	1.30	1.30	1.31	0.92	0.91	0.87	0.88
γ 125.0	1.44	1.32	1.27	1.33	1.33	1.31	1.30	1.31	0.96	0.93	0.91	0.90
γ 126.0	1.44	1.33	1.28	1.32	1.33	1.31	1.29	1.31	1.01	0.96	0.93	0.94
γ 127.0	1.41	1.34	1.26	1.29	1.32	1.28	1.25	1.31	1.01	0.99	0.93	0.95
γ 128.0	1.43	1.35	1.28	1.31	1.32	1.31	1.27	1.29	1.03	1.02	0.99	0.95
γ 129.0	1.42	1.35	1.27	1.30	1.31	1.29	1.28	1.31	1.06	1.05	1.00	1.01
γ 130.0	1.40	1.34	1.29	1.31	1.30	1.28	1.29	1.31	1.08	1.08	1.05	1.04
γ 131.0	1.45	1.36	1.29	1.33	1.31	1.30	1.31	1.28	1.09	1.13	1.07	1.06
γ 132.0	1.41	1.37	1.28	1.32	1.34	1.29	1.31	1.32	1.18	1.18	1.12	1.09
γ 133.0	1.46	1.40	1.35	1.36	1.36	1.31	1.32	1.32	1.20	1.21	1.16	1.15
γ 134.0	1.48	1.41	1.37	1.39	1.40	1.34	1.33	1.34	1.25	1.25	1.20	1.16
γ 135.0	1.54	1.42	1.35	1.40	1.41	1.36	1.33	1.37	1.30	1.29	1.26	1.19
γ 136.0	1.55	1.45	1.38	1.42	1.43	1.37	1.36	1.39	1.33	1.30	1.28	1.25
γ 137.0	1.59	1.49	1.42	1.45	1.44	1.37	1.39	1.40	1.40	1.34	1.34	1.27
γ 138.0	1.63	1.52	1.45	1.49	1.47	1.40	1.41	1.43	1.45	1.40	1.41	1.30
γ 139.0	1.66	1.56	1.51	1.51	1.51	1.43	1.44	1.45	1.50	1.45	1.46	1.34
γ 140.0	1.66	1.58	1.52	1.54	1.51	1.48	1.48	1.48	1.58	1.53	1.51	1.38

IES Indoor Report

Photometric Filename:AW10800-12W-1202E1-3090-ZHT35-60D-YGE-300mA.IES

Candela Tabulation - (Cont.)

V/H	C0.0	C22.5	C45.0	C67.5	C90.0	C112.5	C135.0	C157.5	C180.0	C202.5	C225.0	C247.5
γ 141.0	1.71	1.59	1.56	1.57	1.54	1.50	1.52	1.54	1.67	1.57	1.51	1.42
γ 142.0	1.76	1.63	1.59	1.60	1.58	1.54	1.57	1.58	1.80	1.61	1.59	1.46
γ 143.0	1.82	1.67	1.66	1.64	1.63	1.58	1.62	1.59	1.88	1.67	1.64	1.53
γ 144.0	1.83	1.71	1.70	1.68	1.65	1.62	1.64	1.66	1.95	1.74	1.70	1.55
γ 145.0	1.89	1.76	1.72	1.74	1.69	1.64	1.67	1.72	2.07	1.82	1.74	1.62
γ 146.0	1.90	1.80	1.78	1.75	1.74	1.70	1.71	1.75	2.19	1.85	1.77	1.65
γ 147.0	1.93	1.84	1.80	1.82	1.77	1.75	1.75	1.80	2.31	1.88	1.83	1.70
γ 148.0	2.01	1.90	1.86	1.83	1.83	1.75	1.79	1.85	2.50	1.94	1.87	1.73
γ 149.0	2.03	1.94	1.89	1.87	1.88	1.81	1.82	2.06	2.58	1.97	1.89	1.79
γ 150.0	2.07	1.94	1.93	1.93	1.91	1.85	1.83	2.54	2.42	1.99	1.89	1.84
γ 151.0	2.13	1.97	1.95	1.98	1.95	1.89	1.88	3.46	2.25	2.03	1.95	1.89
γ 152.0	2.16	2.03	1.98	1.99	1.99	1.92	1.94	4.80	2.10	2.05	1.97	1.95
γ 153.0	2.18	2.07	2.02	2.02	2.06	1.98	1.98	5.97	2.06	2.06	2.02	1.99
γ 154.0	2.20	2.12	2.06	2.06	2.06	2.04	2.03	5.71	2.07	2.07	2.04	2.02
γ 155.0	2.20	2.16	2.12	2.10	2.09	2.10	2.06	4.53	2.06	2.11	2.08	2.08
γ 156.0	2.26	2.17	2.14	2.11	2.14	2.07	2.05	3.30	2.12	2.14	2.10	2.10
γ 157.0	2.30	2.20	2.17	2.16	2.16	2.10	2.09	2.56	2.14	2.14	2.13	2.12
γ 158.0	2.35	2.23	2.19	2.20	2.18	2.12	2.14	2.27	2.17	2.16	2.18	2.15
γ 159.0	2.38	2.27	2.23	2.22	2.23	2.19	2.15	2.24	2.20	2.18	2.16	2.19
γ 160.0	2.41	2.31	2.27	2.24	2.27	2.21	2.17	2.26	2.25	2.21	2.19	2.23
γ 161.0	2.41	2.34	2.30	2.29	2.30	2.25	2.21	2.25	2.30	2.24	2.21	2.29
γ 162.0	2.48	2.36	2.33	2.36	2.33	2.30	2.24	2.32	2.34	2.28	2.29	2.34
γ 163.0	2.50	2.40	2.37	2.37	2.36	2.32	2.26	2.32	2.38	2.32	2.30	2.36
γ 164.0	2.51	2.45	2.42	2.39	2.39	2.33	2.29	2.37	2.43	2.36	2.37	2.41
γ 165.0	2.55	2.47	2.46	2.45	2.40	2.37	2.32	2.42	2.47	2.40	2.41	2.44
γ 166.0	2.59	2.51	2.46	2.50	2.45	2.41	2.37	2.45	2.52	2.43	2.46	2.48
γ 167.0	2.60	2.55	2.50	2.52	2.51	2.44	2.41	2.48	2.56	2.48	2.49	2.52
γ 168.0	2.66	2.57	2.54	2.57	2.55	2.46	2.44	2.54	2.62	2.52	2.54	2.57
γ 169.0	2.68	2.62	2.56	2.60	2.56	2.52	2.46	2.55	2.66	2.57	2.55	2.59
γ 170.0	2.70	2.67	2.59	2.62	2.58	2.54	2.50	2.57	2.68	2.61	2.59	2.64
γ 171.0	2.74	2.70	2.66	2.64	2.62	2.56	2.54	2.61	2.72	2.63	2.65	2.69
γ 172.0	2.79	2.73	2.67	2.68	2.65	2.58	2.56	2.65	2.81	2.67	2.68	2.69
γ 173.0	2.80	2.75	2.66	2.68	2.67	2.63	2.59	2.68	2.79	2.70	2.69	2.73
γ 174.0	2.87	2.76	2.70	2.71	2.70	2.66	2.62	2.68	2.85	2.72	2.75	2.75
γ 175.0	2.86	2.76	2.74	2.75	2.73	2.69	2.64	2.72	2.86	2.74	2.75	2.75
γ 176.0	2.87	2.77	2.73	2.75	2.75	2.72	2.68	2.73	2.86	2.77	2.76	2.79
γ 177.0	2.91	2.79	2.77	2.76	2.77	2.71	2.71	2.78	2.88	2.78	2.79	2.84
γ 178.0	2.90	2.80	2.77	2.79	2.77	2.78	2.74	2.80	2.90	2.80	2.77	2.81
γ 179.0	2.94	2.82	2.80	2.79	2.78	2.79	2.73	2.83	2.93	2.82	2.79	2.79
γ 180.0	2.82	2.82	2.82	2.82	2.82	2.82	2.82	2.82	2.82	2.82	2.82	2.82
V/H	C270.0	C292.5	C315.0	C337.5								
γ 0.0	956.68	956.68	956.68	956.68								
γ 1.0	950.35	949.54	949.59	949.85								
γ 2.0	945.81	946.11	947.26	948.29								
γ 3.0	940.45	941.87	944.24	946.04								
γ 4.0	934.12	936.71	940.23	942.82								
γ 5.0	926.70	930.49	935.05	938.24								

IES Indoor Report

Photometric Filename:AW10800-12W-1202E1-3090-ZHT35-60D-YGE-300mA.IES

Candela Tabulation - (Cont.)

V/H	C270.0	C292.5	C315.0	C337.5
γ 6.0	918.41	923.18	928.65	932.43
γ 7.0	909.38	915.04	921.02	925.16
γ 8.0	899.80	906.30	912.28	916.25
γ 9.0	889.49	896.60	902.45	906.09
γ 10.0	878.22	885.98	891.19	894.26
γ 11.0	866.16	872.99	878.10	881.10
γ 12.0	852.36	857.06	862.43	865.63
γ 13.0	834.25	837.16	843.19	846.20
γ 14.0	812.58	814.60	820.77	824.02
γ 15.0	789.09	790.43	796.61	799.47
γ 16.0	765.04	766.03	771.79	774.37
γ 17.0	740.85	741.40	746.54	748.95
γ 18.0	716.11	716.39	720.50	722.57
γ 19.0	690.80	689.82	692.98	694.64
γ 20.0	663.69	660.16	662.03	664.06
γ 21.0	632.62	624.54	625.49	628.78
γ 22.0	596.22	583.80	583.92	587.46
γ 23.0	555.08	539.51	538.92	542.12
γ 24.0	511.09	493.33	492.15	494.56
γ 25.0	465.49	446.43	444.67	445.80
γ 26.0	418.98	399.53	397.03	396.72
γ 27.0	372.39	353.27	350.31	347.95
γ 28.0	326.82	309.84	306.36	300.93
γ 29.0	283.95	270.04	265.81	257.18
γ 30.0	245.16	232.99	229.02	218.71
γ 31.0	212.14	201.73	197.69	187.39
γ 32.0	184.30	175.20	171.11	160.98
γ 33.0	159.78	151.75	147.57	137.95
γ 34.0	137.28	130.22	125.96	117.08
γ 35.0	116.33	110.22	106.06	98.07
γ 36.0	97.51	92.22	88.50	81.42
γ 37.0	81.09	76.59	73.33	67.30
γ 38.0	66.59	62.63	60.06	54.86
γ 39.0	53.79	50.31	48.34	43.98
γ 40.0	42.37	39.33	37.82	34.33
γ 41.0	31.86	29.18	28.20	25.44
γ 42.0	22.34	20.16	19.62	17.60
γ 43.0	14.49	12.81	12.56	11.40
γ 44.0	8.66	7.57	7.50	7.01
γ 45.0	5.36	4.90	4.82	4.69
γ 46.0	4.08	3.98	3.90	3.87
γ 47.0	3.62	3.55	3.52	3.57
γ 48.0	3.33	3.27	3.22	3.22
γ 49.0	3.07	2.97	2.94	2.98
γ 50.0	2.81	2.74	2.71	2.76
γ 51.0	2.58	2.49	2.50	2.52
γ 52.0	2.37	2.29	2.27	2.31

IES Indoor Report

Photometric Filename:AW10800-12W-1202E1-3090-ZHT35-60D-YGE-300mA.IES

Candela Tabulation - (Cont.)

V/H	C270.0	C292.5	C315.0	C337.5
γ 53.0	2.14	2.06	2.06	2.08
γ 54.0	1.93	1.83	1.88	1.93
γ 55.0	1.73	1.65	1.69	1.74
γ 56.0	1.54	1.48	1.50	1.57
γ 57.0	1.39	1.34	1.34	1.41
γ 58.0	1.25	1.19	1.21	1.22
γ 59.0	1.09	1.04	1.06	1.08
γ 60.0	0.97	0.91	0.93	0.95
γ 61.0	0.86	0.78	0.79	0.81
γ 62.0	0.73	0.64	0.64	0.68
γ 63.0	0.59	0.51	0.51	0.54
γ 64.0	0.46	0.42	0.41	0.45
γ 65.0	0.36	0.32	0.31	0.33
γ 66.0	0.27	0.27	0.22	0.23
γ 67.0	0.19	0.21	0.16	0.15
γ 68.0	0.12	0.14	0.10	0.11
γ 69.0	0.06	0.06	0.03	0.04
γ 70.0	0.03	0.03	0.00	0.01
γ 71.0	0.00	0.00	0.00	0.00
γ 72.0	0.00	0.00	0.00	0.00
γ 73.0	0.00	0.00	0.00	0.00
γ 74.0	0.00	0.00	0.00	0.00
γ 75.0	0.00	0.00	0.00	0.00
γ 76.0	0.00	0.00	0.00	0.00
γ 77.0	0.00	0.00	0.00	0.00
γ 78.0	0.00	0.00	0.00	0.00
γ 79.0	0.00	0.00	0.00	0.00
γ 80.0	0.00	0.00	0.00	0.00
γ 81.0	0.01	0.00	0.00	0.00
γ 82.0	0.04	0.01	0.03	0.04
γ 83.0	0.06	0.07	0.03	0.06
γ 84.0	0.07	0.10	0.05	0.08
γ 85.0	0.08	0.13	0.11	0.11
γ 86.0	0.12	0.14	0.15	0.15
γ 87.0	0.16	0.16	0.18	0.21
γ 88.0	0.21	0.21	0.20	0.21
γ 89.0	0.27	0.25	0.24	0.26
γ 90.0	0.29	0.29	0.27	0.30
γ 91.0	0.32	0.33	0.31	0.34
γ 92.0	0.33	0.35	0.34	0.36
γ 93.0	0.36	0.40	0.37	0.38
γ 94.0	0.40	0.40	0.39	0.39
γ 95.0	0.44	0.44	0.41	0.41
γ 96.0	0.46	0.48	0.44	0.44
γ 97.0	0.48	0.50	0.48	0.49
γ 98.0	0.50	0.54	0.51	0.48
γ 99.0	0.52	0.57	0.55	0.52

IES Indoor Report

Photometric Filename:AW10800-12W-1202E1-3090-ZHT35-60D-YGE-300mA.IES

Candela Tabulation - (Cont.)

V/H	C270.0	C292.5	C315.0	C337.5
γ 100.0	0.56	0.57	0.61	0.55
γ 101.0	0.62	0.60	0.62	0.58
γ 102.0	0.63	0.63	0.61	0.60
γ 103.0	0.64	0.67	0.62	0.63
γ 104.0	0.66	0.68	0.66	0.65
γ 105.0	0.69	0.67	0.68	0.62
γ 106.0	0.71	0.70	0.68	0.63
γ 107.0	0.73	0.69	0.72	0.67
γ 108.0	0.74	0.71	0.75	0.71
γ 109.0	0.73	0.69	0.75	0.70
γ 110.0	0.74	0.71	0.74	0.69
γ 111.0	0.76	0.76	0.74	0.74
γ 112.0	0.75	0.76	0.76	0.72
γ 113.0	0.75	0.76	0.76	0.76
γ 114.0	0.77	0.77	0.76	0.73
γ 115.0	0.80	0.78	0.77	0.71
γ 116.0	0.80	0.79	0.77	0.76
γ 117.0	0.80	0.79	0.78	0.76
γ 118.0	0.81	0.82	0.79	0.75
γ 119.0	0.82	0.80	0.80	0.79
γ 120.0	0.83	0.81	0.82	0.82
γ 121.0	0.86	0.81	0.82	0.85
γ 122.0	0.89	0.83	0.84	0.89
γ 123.0	0.89	0.86	0.86	0.93
γ 124.0	0.90	0.88	0.88	0.93
γ 125.0	0.94	0.90	0.91	0.95
γ 126.0	0.96	0.91	0.93	0.96
γ 127.0	0.97	0.98	0.95	0.96
γ 128.0	0.98	0.97	0.99	0.99
γ 129.0	1.00	1.01	1.03	1.03
γ 130.0	1.04	1.04	1.04	1.05
γ 131.0	1.07	1.07	1.06	1.09
γ 132.0	1.10	1.10	1.12	1.14
γ 133.0	1.12	1.16	1.17	1.16
γ 134.0	1.15	1.19	1.20	1.22
γ 135.0	1.19	1.23	1.25	1.31
γ 136.0	1.28	1.30	1.28	1.35
γ 137.0	1.32	1.33	1.32	1.34
γ 138.0	1.35	1.36	1.36	1.39
γ 139.0	1.38	1.39	1.38	1.44
γ 140.0	1.43	1.45	1.43	1.48
γ 141.0	1.50	1.50	1.48	1.56
γ 142.0	1.53	1.56	1.53	1.54
γ 143.0	1.56	1.56	1.59	1.61
γ 144.0	1.61	1.58	1.61	1.63
γ 145.0	1.66	1.61	1.62	1.68
γ 146.0	1.69	1.68	1.68	1.71

IES Indoor Report

Photometric Filename:AW10800-12W-1202E1-3090-ZHT35-60D-YGE-300mA.IES

Candela Tabulation - (Cont.)

V/H	C270.0	C292.5	C315.0	C337.5
γ 147.0	1.71	1.71	1.74	1.76
γ 148.0	1.75	1.74	1.76	1.77
γ 149.0	1.79	1.79	1.78	1.83
γ 150.0	1.87	1.82	1.82	1.86
γ 151.0	1.92	1.88	1.87	1.92
γ 152.0	1.95	1.95	1.91	1.95
γ 153.0	1.97	1.98	1.94	1.99
γ 154.0	2.00	1.98	1.98	1.99
γ 155.0	2.05	2.04	2.03	2.03
γ 156.0	2.08	2.07	2.07	2.05
γ 157.0	2.14	2.13	2.10	2.12
γ 158.0	2.16	2.19	2.13	2.16
γ 159.0	2.18	2.23	2.18	2.20
γ 160.0	2.22	2.27	2.22	2.23
γ 161.0	2.30	2.31	2.26	2.31
γ 162.0	2.35	2.34	2.30	2.34
γ 163.0	2.38	2.37	2.35	2.34
γ 164.0	2.43	2.43	2.38	2.37
γ 165.0	2.43	2.44	2.42	2.44
γ 166.0	2.47	2.47	2.47	2.50
γ 167.0	2.54	2.56	2.52	2.54
γ 168.0	2.59	2.59	2.54	2.58
γ 169.0	2.62	2.63	2.58	2.59
γ 170.0	2.66	2.65	2.63	2.65
γ 171.0	2.70	2.69	2.65	2.66
γ 172.0	2.71	2.70	2.68	2.70
γ 173.0	2.74	2.76	2.71	2.74
γ 174.0	2.75	2.75	2.73	2.77
γ 175.0	2.76	2.76	2.74	2.79
γ 176.0	2.79	2.77	2.75	2.81
γ 177.0	2.80	2.77	2.76	2.80
γ 178.0	2.81	2.80	2.77	2.83
γ 179.0	2.79	2.81	2.75	2.84
γ 180.0	2.82	2.82	2.82	2.82