

# IES Indoor Report

Photometric Filename:AD21240-3W-B3535-3090-LDK14.8-24D-AIDIming-700mA.IES

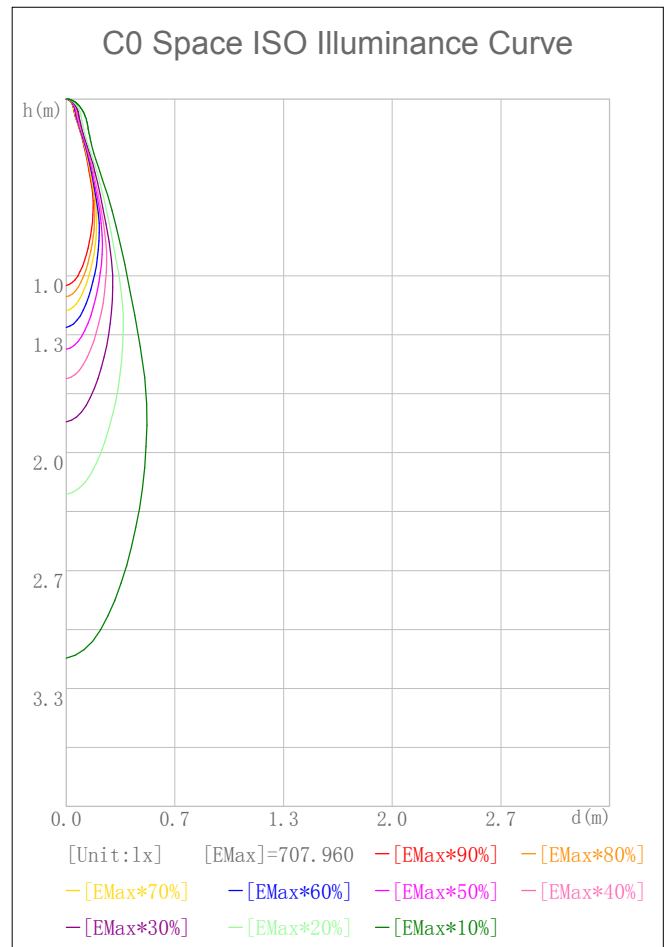
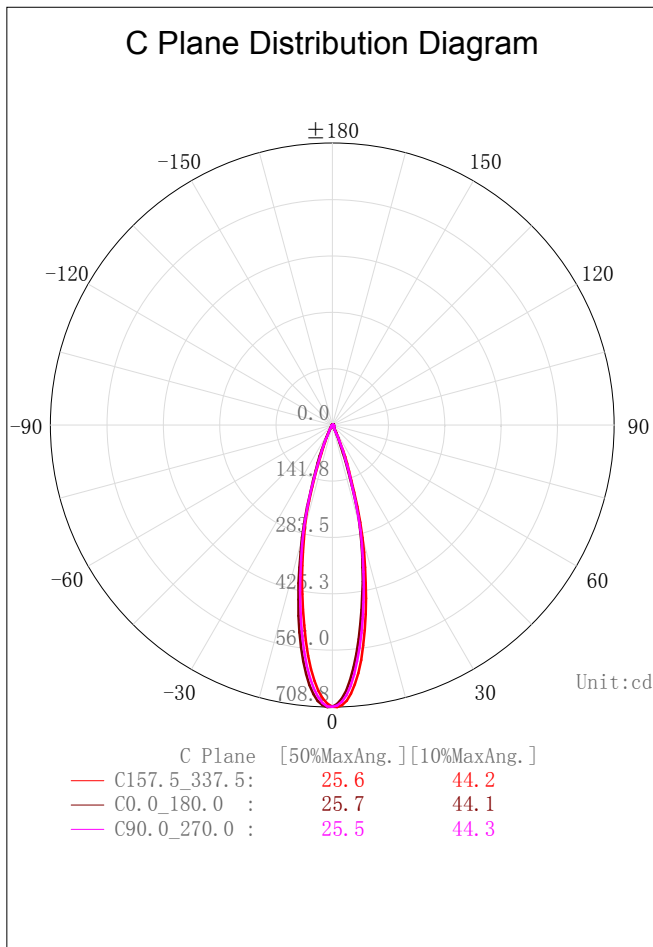
## Indoor Luminaire Photometric Data

### Description Information

Luminary Name:AD21240	Lum. Catalog: Downlight	Test ID:
Lamp Name: B3535	Lamp Catalog: COB	Test Date: 2024/01/04
Manufacture:	Shld. Ang(°):24	Test Machine:GON-2000
Test Lab: Test	Frequency(Hz):50	Lamp CCT(K): 3000 Ra: 90
Lum. Size (W*L*H):0.025m*0.025m*0.000m	Lum. Area(m2):0.000	Lum. W(kg): 0.000
Test System: C, γ	Test Step: C=22.5 γ=1.0	Temp.(°C): 25
		Humidity(%): 50.0

### Character Parameter

Lamp Speciality Parameter		Luminaire Speciality Parameter	
Rated Flux(lm): 148.460	Luminary Flux(lm): 148.461	Field Angle(10%Imax): 44.2(°)	
Rated Power(W): 3	Luminary Efficiency: 100.00%	Down Lumens&Percent: 148.456lm 100.00%	
Rated Voltage(V): 220	Luminary EER(lm/W): 52.984	Up Lumens&Percent: 0.005lm 0.00%	
Tested Power(W): 2.802	Max. Candela(cd): 708.756	S/MH: C0_a180=0.431 C90_270=0.428	
Lamps' Inside: 1	Max Cand@Ang.(°): C=157.5 γ=1.0	CIE Type: Semi-Direct	
Tested Electrics(V, A, pf):220.1, 0.026, 0.488	Beam Angle(50%Imax): 25.6(°)	ErP Φ use(90°): 146.832lm	
Lamp Size(W*L*H):0.025m*0.025m*0.000m	Left=-12.2°, Right=13.3°	IRF(%): 1025.361	



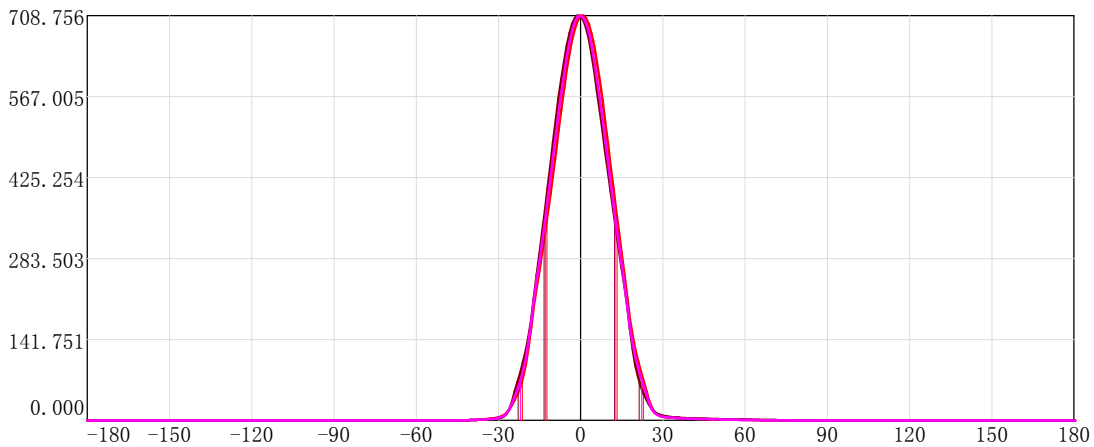
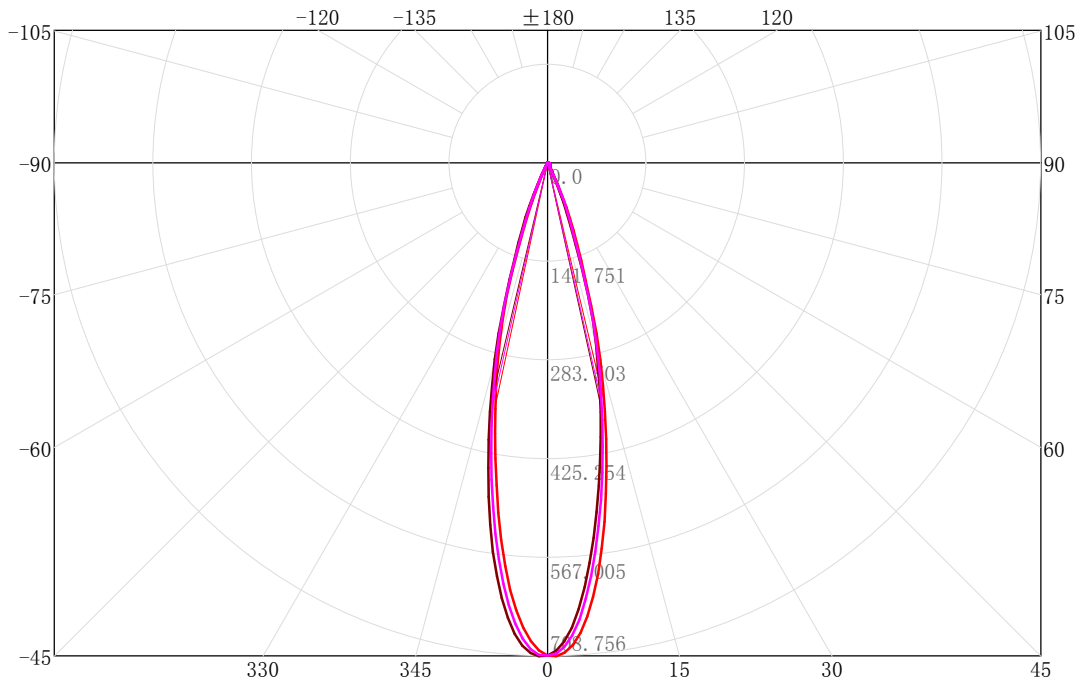
# IES Indoor Report

Photometric Filename: **AD21240-3W-B3535-3090-LDK14.8-24D-AIDIming-700mA.IES**

## 2D Plane Light Intensity Distribution Curve

Lum. Name: AD21240	Lum. Catalog: Downlight	Test ID:
Lamp Name: B3535	Lamp Catalog: COB	Test Lab: Test
Manufacture:	Test Machine: GON-2000	Test Date: 2024/01/04

C Plane Distribution Diagram



	C Plane	[50%MaxAng.]	[10%MaxAng.]	Unit:cd
—	C157.5_337.5:	25.6	44.2	
—	C0.0_180.0 :	25.7	44.1	
—	C90.0_270.0 :	25.5	44.3	

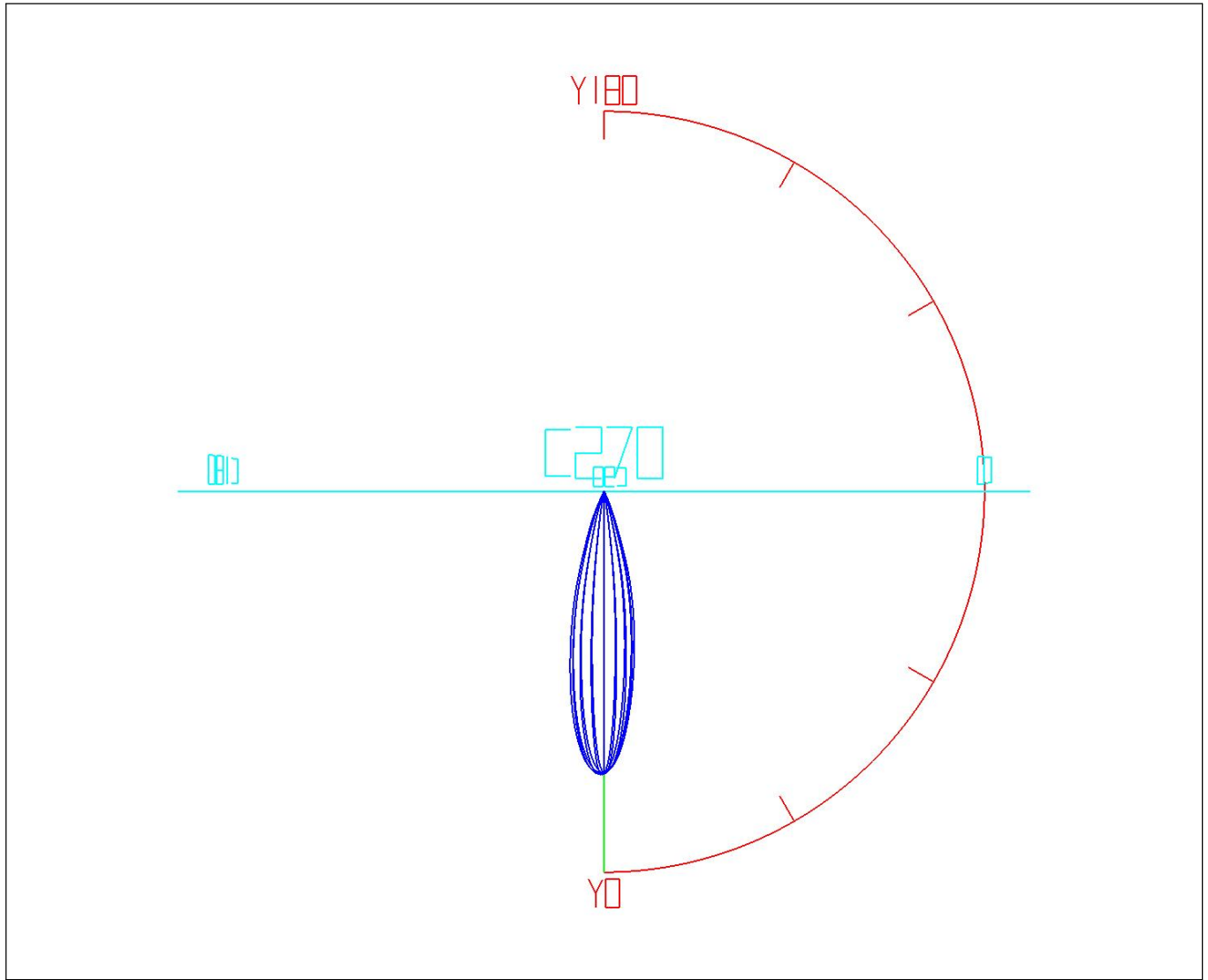
# IES Indoor Report

Photometric Filename: **AD21240-3W-B3535-3090-LDK14.8-24D-AIDIming-700mA.IES**

## 3D Light Intensity Distribution Modal

Lum. Name: AD21240	Lum. Catalog: Downlight	Test ID:
Lamp Name: B3535	Lamp Catalog: COB	Test Lab: Test
Manufacture:	Test Machine: GON-2000	Test Date: 2024/01/04

## 3D Light Intensity Distribution Modal



Curves: 3D Model — Fixture — Vert. HUD — Hori. HUD —  
View Angles: Orient:0 Tilt:0 Roll:0 Spin:0

# IES Indoor Report

Photometric Filename:AD21240-3W-B3535-3090-LDK14.8-24D-AIDIming-700mA.IES

## Zonal Flux Tabulation

Zone (γ)	Zone Flux (lm)	Sums Flux (lm)	Zone%Lamp	Sums%Lamp	Zone (γ)	Zone Flux (lm)	Sums Flux (lm)	Zone%Lamp	Sums%Lamp
0.0-1.0	0.68	0.68	0.46	0.46	47.0-48.0	0.10	146.77	0.07	98.86
1.0-2.0	2.01	2.69	1.36	1.81	48.0-49.0	0.10	146.87	0.07	98.93
2.0-3.0	3.30	5.99	2.22	4.03	49.0-50.0	0.09	146.96	0.06	98.99
3.0-4.0	4.50	10.48	3.03	7.06	50.0-51.0	0.09	147.05	0.06	99.05
4.0-5.0	5.57	16.05	3.75	10.81	51.0-52.0	0.09	147.14	0.06	99.11
5.0-6.0	6.51	22.56	4.38	15.19	52.0-53.0	0.08	147.22	0.06	99.17
6.0-7.0	7.28	29.84	4.90	20.10	53.0-54.0	0.08	147.30	0.05	99.22
7.0-8.0	7.89	37.73	5.31	25.41	54.0-55.0	0.08	147.38	0.05	99.27
8.0-9.0	8.33	46.06	5.61	31.02	55.0-56.0	0.07	147.45	0.05	99.32
9.0-10.0	8.61	54.67	5.80	36.82	56.0-57.0	0.07	147.53	0.05	99.37
10.0-11.0	8.75	63.41	5.89	42.71	57.0-58.0	0.07	147.59	0.05	99.42
11.0-12.0	8.75	72.16	5.89	48.61	58.0-59.0	0.06	147.66	0.04	99.46
12.0-13.0	8.63	80.80	5.81	54.42	59.0-60.0	0.06	147.72	0.04	99.50
13.0-14.0	8.39	89.19	5.65	60.08	60.0-61.0	0.06	147.78	0.04	99.54
14.0-15.0	8.05	97.24	5.42	65.50	61.0-62.0	0.06	147.83	0.04	99.58
15.0-16.0	7.58	104.81	5.10	70.60	62.0-63.0	0.05	147.89	0.04	99.61
16.0-17.0	6.92	111.73	4.66	75.26	63.0-64.0	0.05	147.94	0.03	99.65
17.0-18.0	6.08	117.82	4.10	79.36	64.0-65.0	0.05	147.98	0.03	99.68
18.0-19.0	5.20	123.01	3.50	82.86	65.0-66.0	0.04	148.03	0.03	99.71
19.0-20.0	4.39	127.40	2.95	85.81	66.0-67.0	0.04	148.07	0.03	99.74
20.0-21.0	3.70	131.09	2.49	88.30	67.0-68.0	0.04	148.11	0.03	99.76
21.0-22.0	3.11	134.20	2.09	90.40	68.0-69.0	0.04	148.14	0.02	99.79
22.0-23.0	2.58	136.78	1.73	92.13	69.0-70.0	0.03	148.18	0.02	99.81
23.0-24.0	2.07	138.85	1.39	93.52	70.0-71.0	0.03	148.21	0.02	99.83
24.0-25.0	1.57	140.42	1.06	94.58	71.0-72.0	0.03	148.24	0.02	99.85
25.0-26.0	1.12	141.54	0.75	95.34	72.0-73.0	0.03	148.27	0.02	99.87
26.0-27.0	0.77	142.30	0.52	95.85	73.0-74.0	0.03	148.29	0.02	99.89
27.0-28.0	0.55	142.85	0.37	96.22	74.0-75.0	0.02	148.32	0.02	99.90
28.0-29.0	0.42	143.27	0.28	96.51	75.0-76.0	0.02	148.34	0.01	99.92
29.0-30.0	0.35	143.62	0.23	96.74	76.0-77.0	0.02	148.36	0.01	99.93
30.0-31.0	0.30	143.92	0.20	96.94	77.0-78.0	0.02	148.37	0.01	99.94
31.0-32.0	0.27	144.20	0.18	97.13	78.0-79.0	0.02	148.39	0.01	99.95
32.0-33.0	0.25	144.44	0.17	97.30	79.0-80.0	0.01	148.40	0.01	99.96
33.0-34.0	0.23	144.68	0.16	97.45	80.0-81.0	0.01	148.41	0.01	99.97
34.0-35.0	0.22	144.89	0.15	97.60	81.0-82.0	0.01	148.42	0.01	99.98
35.0-36.0	0.20	145.09	0.14	97.73	82.0-83.0	0.01	148.43	0.01	99.98
36.0-37.0	0.19	145.28	0.13	97.86	83.0-84.0	0.01	148.44	0.00	99.99
37.0-38.0	0.18	145.46	0.12	97.98	84.0-85.0	0.01	148.45	0.00	99.99
38.0-39.0	0.17	145.63	0.11	98.09	85.0-86.0	0.00	148.45	0.00	99.99
39.0-40.0	0.16	145.79	0.11	98.20	86.0-87.0	0.00	148.45	0.00	99.99
40.0-41.0	0.15	145.94	0.10	98.30	87.0-88.0	0.00	148.45	0.00	100.00
41.0-42.0	0.14	146.08	0.10	98.40	88.0-89.0	0.00	148.45	0.00	100.00
42.0-43.0	0.13	146.21	0.09	98.48	89.0-90.0	0.00	148.46	0.00	100.00
43.0-44.0	0.13	146.34	0.08	98.57	90.0-91.0	0.00	148.46	0.00	100.00
44.0-45.0	0.12	146.45	0.08	98.65	91.0-92.0	0.00	148.46	0.00	100.00
45.0-46.0	0.11	146.56	0.07	98.72	92.0-93.0	0.00	148.46	0.00	100.00
46.0-47.0	0.10	146.67	0.07	98.79	93.0-94.0	0.00	148.46	0.00	100.00

-  
-  
-

# IES Indoor Report

Photometric Filename: AD21240-3W-B3535-3090-LDK14.8-24D-AIDIming-700mA.IES

## Zonal Flux Tabulation - (Cont.)

Zone (γ)	Zone Flux (lm)	Sums Flux (lm)	Zone%Lamp	Sums%Lamp	Zone (γ)	Zone Flux (lm)	Sums Flux (lm)	Zone%Lamp	Sums%Lamp
94.0-95.0	0.00	148.46	0.00	100.00	141.0-142.0	0.00	148.46	0.00	100.00
95.0-96.0	0.00	148.46	0.00	100.00	142.0-143.0	0.00	148.46	0.00	100.00
96.0-97.0	0.00	148.46	0.00	100.00	143.0-144.0	0.00	148.46	0.00	100.00
97.0-98.0	0.00	148.46	0.00	100.00	144.0-145.0	0.00	148.46	0.00	100.00
98.0-99.0	0.00	148.46	0.00	100.00	145.0-146.0	0.00	148.46	0.00	100.00
99.0-100.0	0.00	148.46	0.00	100.00	146.0-147.0	0.00	148.46	0.00	100.00
100.0-101.0	0.00	148.46	0.00	100.00	147.0-148.0	0.00	148.46	0.00	100.00
101.0-102.0	0.00	148.46	0.00	100.00	148.0-149.0	0.00	148.46	0.00	100.00
102.0-103.0	0.00	148.46	0.00	100.00	149.0-150.0	0.00	148.46	0.00	100.00
103.0-104.0	0.00	148.46	0.00	100.00	150.0-151.0	0.00	148.46	0.00	100.00
104.0-105.0	0.00	148.46	0.00	100.00	151.0-152.0	0.00	148.46	0.00	100.00
105.0-106.0	0.00	148.46	0.00	100.00	152.0-153.0	0.00	148.46	0.00	100.00
106.0-107.0	0.00	148.46	0.00	100.00	153.0-154.0	0.00	148.46	0.00	100.00
107.0-108.0	0.00	148.46	0.00	100.00	154.0-155.0	0.00	148.46	0.00	100.00
108.0-109.0	0.00	148.46	0.00	100.00	155.0-156.0	0.00	148.46	0.00	100.00
109.0-110.0	0.00	148.46	0.00	100.00	156.0-157.0	0.00	148.46	0.00	100.00
110.0-111.0	0.00	148.46	0.00	100.00	157.0-158.0	0.00	148.46	0.00	100.00
111.0-112.0	0.00	148.46	0.00	100.00	158.0-159.0	0.00	148.46	0.00	100.00
112.0-113.0	0.00	148.46	0.00	100.00	159.0-160.0	0.00	148.46	0.00	100.00
113.0-114.0	0.00	148.46	0.00	100.00	160.0-161.0	0.00	148.46	0.00	100.00
114.0-115.0	0.00	148.46	0.00	100.00	161.0-162.0	0.00	148.46	0.00	100.00
115.0-116.0	0.00	148.46	0.00	100.00	162.0-163.0	0.00	148.46	0.00	100.00
116.0-117.0	0.00	148.46	0.00	100.00	163.0-164.0	0.00	148.46	0.00	100.00
117.0-118.0	0.00	148.46	0.00	100.00	164.0-165.0	0.00	148.46	0.00	100.00
118.0-119.0	0.00	148.46	0.00	100.00	165.0-166.0	0.00	148.46	0.00	100.00
119.0-120.0	0.00	148.46	0.00	100.00	166.0-167.0	0.00	148.46	0.00	100.00
120.0-121.0	0.00	148.46	0.00	100.00	167.0-168.0	0.00	148.46	0.00	100.00
121.0-122.0	0.00	148.46	0.00	100.00	168.0-169.0	0.00	148.46	0.00	100.00
122.0-123.0	0.00	148.46	0.00	100.00	169.0-170.0	0.00	148.46	0.00	100.00
123.0-124.0	0.00	148.46	0.00	100.00	170.0-171.0	0.00	148.46	0.00	100.00
124.0-125.0	0.00	148.46	0.00	100.00	171.0-172.0	0.00	148.46	0.00	100.00
125.0-126.0	0.00	148.46	0.00	100.00	172.0-173.0	0.00	148.46	0.00	100.00
126.0-127.0	0.00	148.46	0.00	100.00	173.0-174.0	0.00	148.46	0.00	100.00
127.0-128.0	0.00	148.46	0.00	100.00	174.0-175.0	0.00	148.46	0.00	100.00
128.0-129.0	0.00	148.46	0.00	100.00	175.0-176.0	0.00	148.46	0.00	100.00
129.0-130.0	0.00	148.46	0.00	100.00	176.0-177.0	0.00	148.46	0.00	100.00
130.0-131.0	0.00	148.46	0.00	100.00	177.0-178.0	0.00	148.46	0.00	100.00
131.0-132.0	0.00	148.46	0.00	100.00	178.0-179.0	0.00	148.46	0.00	100.00
132.0-133.0	0.00	148.46	0.00	100.00	179.0-180.0	0.00	148.46	0.00	100.00
133.0-134.0	0.00	148.46	0.00	100.00					
134.0-135.0	0.00	148.46	0.00	100.00					
135.0-136.0	0.00	148.46	0.00	100.00					
136.0-137.0	0.00	148.46	0.00	100.00					
137.0-138.0	0.00	148.46	0.00	100.00					
138.0-139.0	0.00	148.46	0.00	100.00					
139.0-140.0	0.00	148.46	0.00	100.00					
140.0-141.0	0.00	148.46	0.00	100.00					

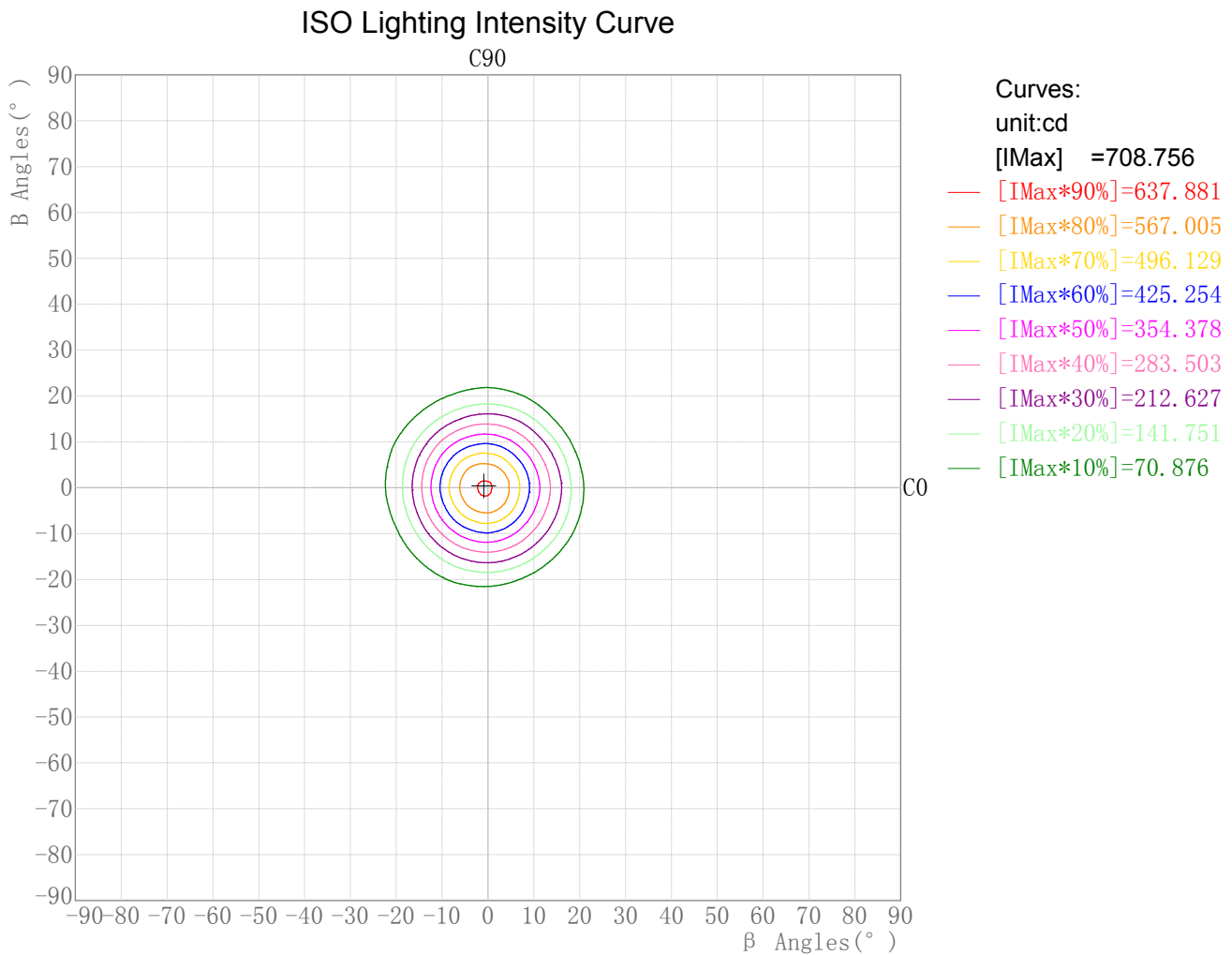
-  
-  
-

# IES Indoor Report

Photometric Filename: **AD21240-3W-B3535-3090-LDK14.8-24D-AIDIming-700mA.IES**

## Rectangle ISO Lighting Intensity Diagram

Lum. Name: AD21240	Lum. Catalog: Downlight	Test ID:
Lamp Name: B3535	Lamp Catalog: COB	Test Lab: Test
Manufacture:	Test Machine: GON-2000	Test Date: 2024/01/04

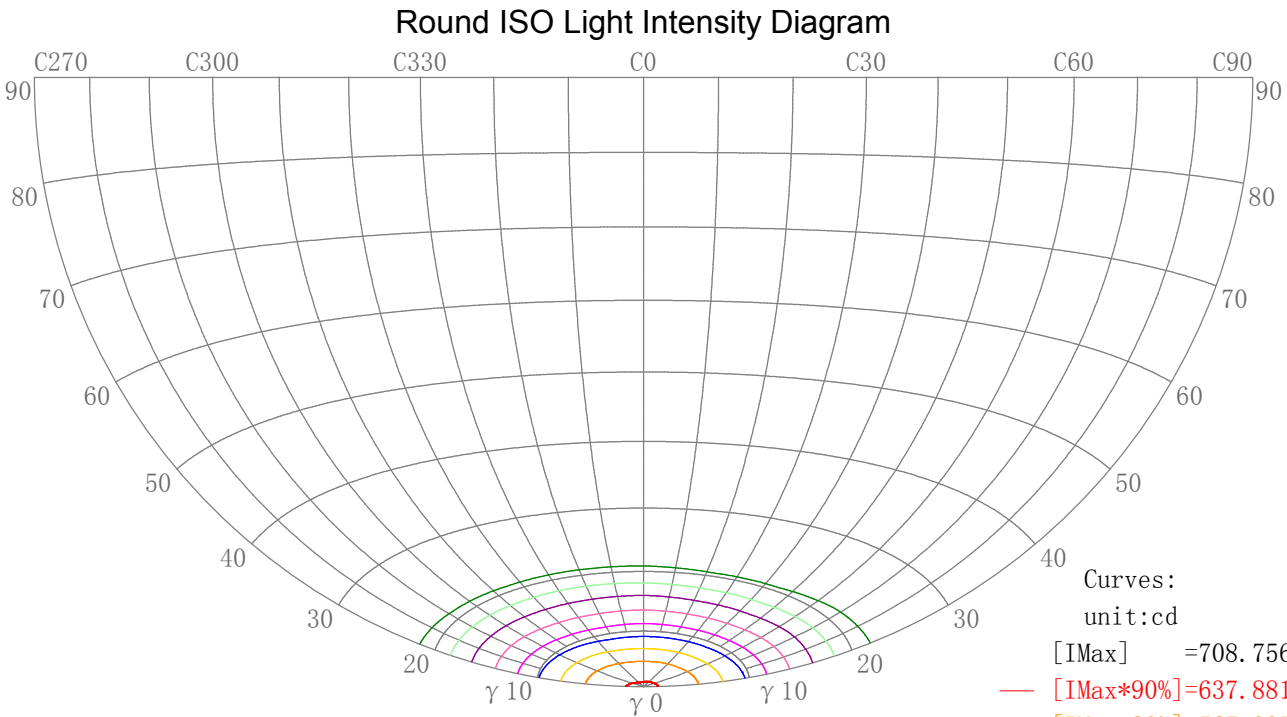


**IES Indoor Report**

**Photometric Filename:AD21240-3W-B3535-3090-LDK14.8-24D-AIDIming-700mA.IES**

**Round ISO Lighting Intensity Diagram**

Lum. Name: AD21240	Lum. Catalog: Downlight	Test ID:
Lamp Name: B3535	Lamp Catalog: COB	Test Lab: Test
Manufacture:	Test Machine:GON-2000	Test Date: 2024/01/04



Maximum Lighting Intensity(cd): 708.76  
Maximum Cand.@Angle: H=157.5°, V=1.0°

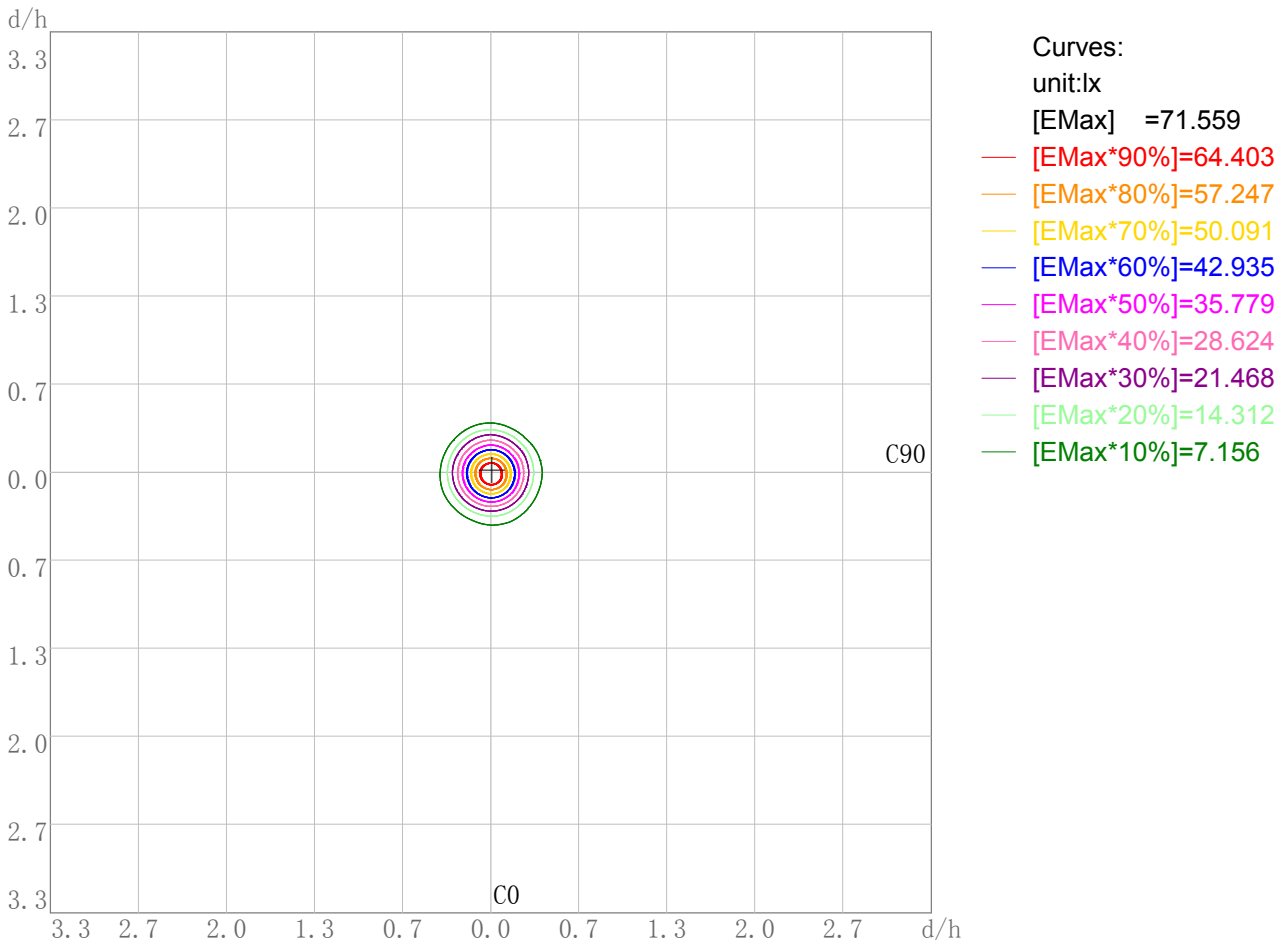
# IES Indoor Report

Photometric Filename: **AD21240-3W-B3535-3090-LDK14.8-24D-AIDIming-700mA.IES**

## Plane ISO-Illuminance Diagram

Lum. Name: AD21240	Lum. Catalog: Downlight	Test ID:
Lamp Name: B3535	Lamp Catalog: COB	Test Lab: Test
Manufacture:	Test Machine: GON-2000	Test Date: 2024/01/04

Plane ISO-Illuminance Curve



Working Plane Luminaire Mounting Height(m): 3.00  
 Working Plane Maximum Illuminance(lx): 71.56  
 Working Plane Maximum Illuminance Position(d/h):H0.0 V-0.0



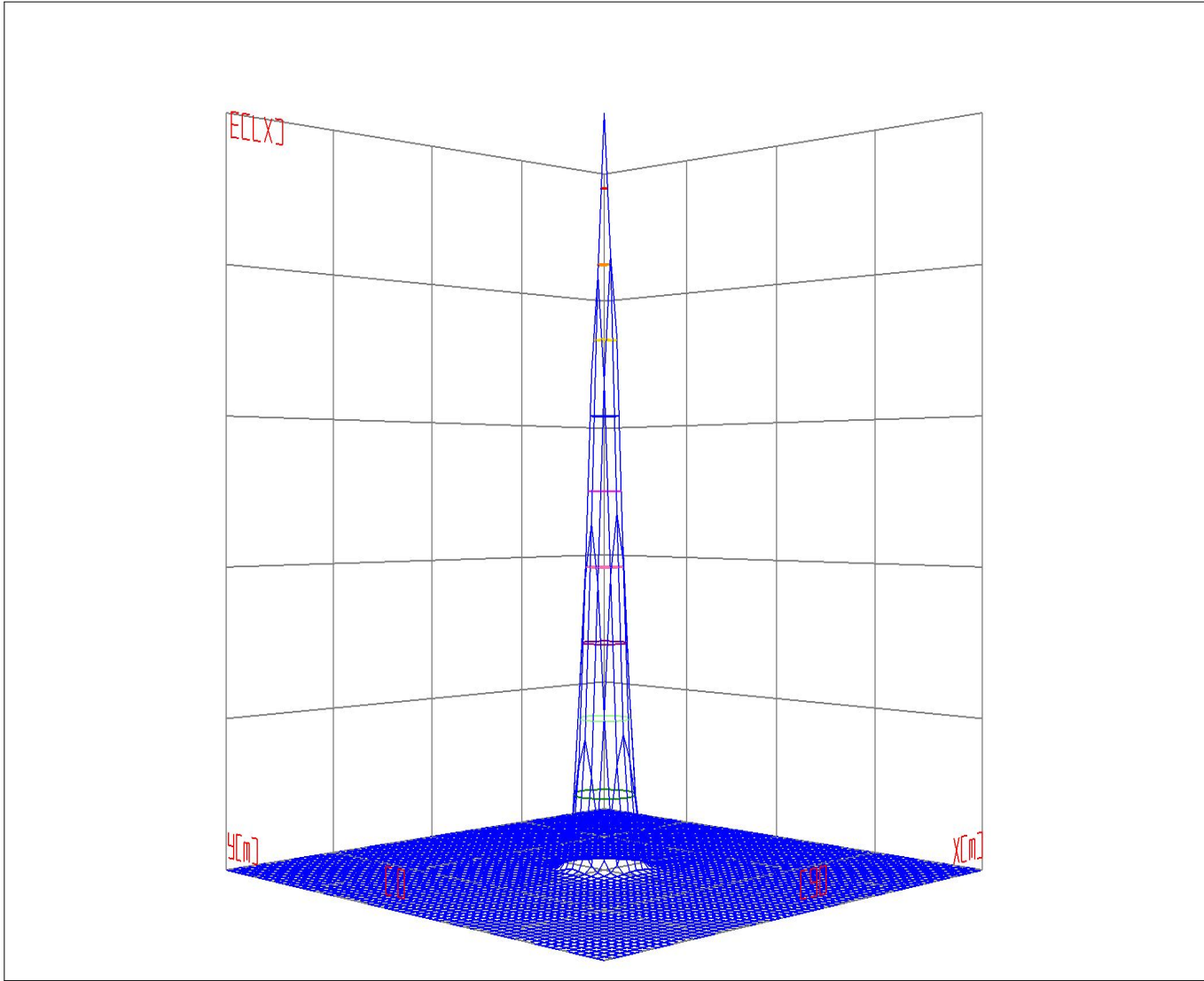
**IES Indoor Report**

**Photometric Filename: AD21240-3W-B3535-3090-LDK14.8-24D-AIDIming-700mA.IES**

**3D Plane ISO Illuminance Diagram**

Lum. Name: AD21240	Lum. Catalog: Downlight	Test ID:
Lamp Name: B3535	Lamp Catalog: COB	Test Lab: Test
Manufacture:	Test Machine: GON-2000	Test Date: 2024/01/04

**3D Plane Illuminance Modal**



Curves: 3D Model — 90% — 80% — 70% — 60% — 50% — 40% — 30% — 20% — 10% —  
View Angles(deg): 0    Height(m): 3.0    Distance(m): 10.0

-  
-  
-

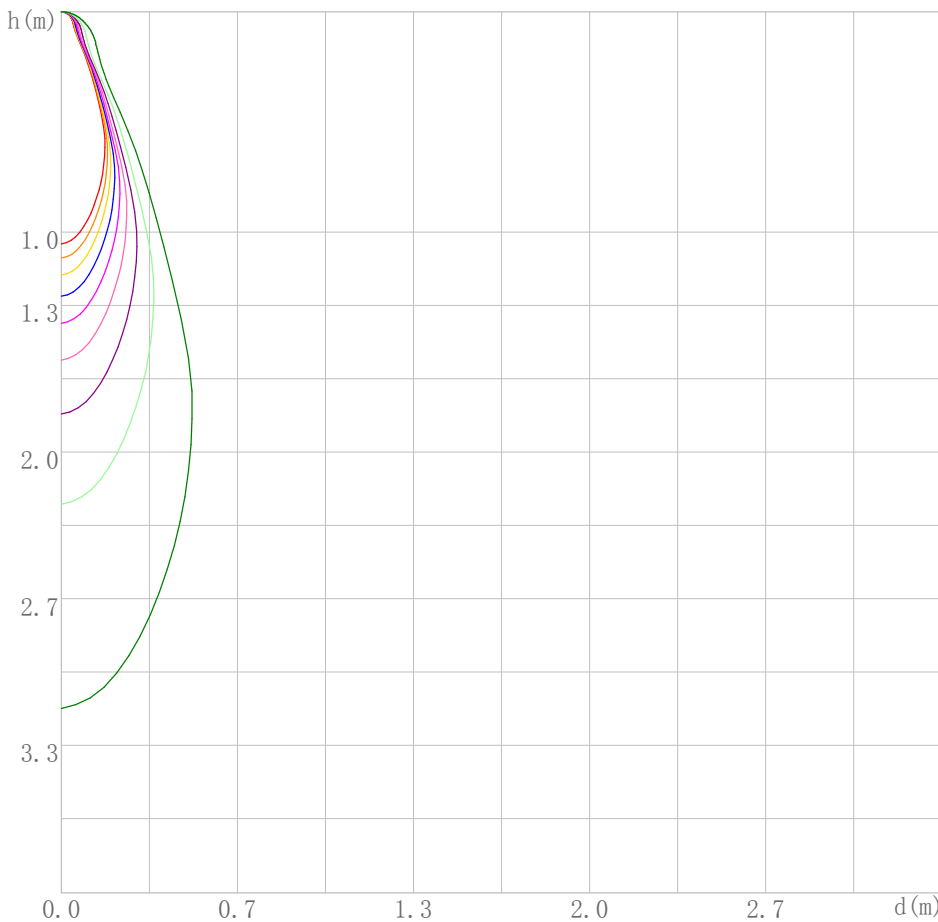
# IES Indoor Report

Photometric Filename: **AD21240-3W-B3535-3090-LDK14.8-24D-AIDIming-700mA.IES**

## Space ISO Illuminance Diagram

Lum. Name: AD21240	Lum. Catalog: Downlight	Test ID:
Lamp Name: B3535	Lamp Catalog: COB	Test Lab: Test
Manufacture:	Test Machine: GON-2000	Test Date: 2024/01/04

### Space ISO Illuminance Curve



Curves:

[Unit: lx]

[EMax] = 707.960

— [EMax\*90%]=637.164

— [EMax\*80%]=566.368

— [EMax\*70%]=495.572

— [EMax\*60%]=424.776

— [EMax\*50%]=353.980

— [EMax\*40%]=283.184

— [EMax\*30%]=212.388

— [EMax\*20%]=141.592

— [EMax\*10%]=70.796

Space Plane Maximum Illuminance and @Angle:707.96lx,0.0deg

Plane Maximum Lighting Intensity and @Angle:707.96cd,0deg

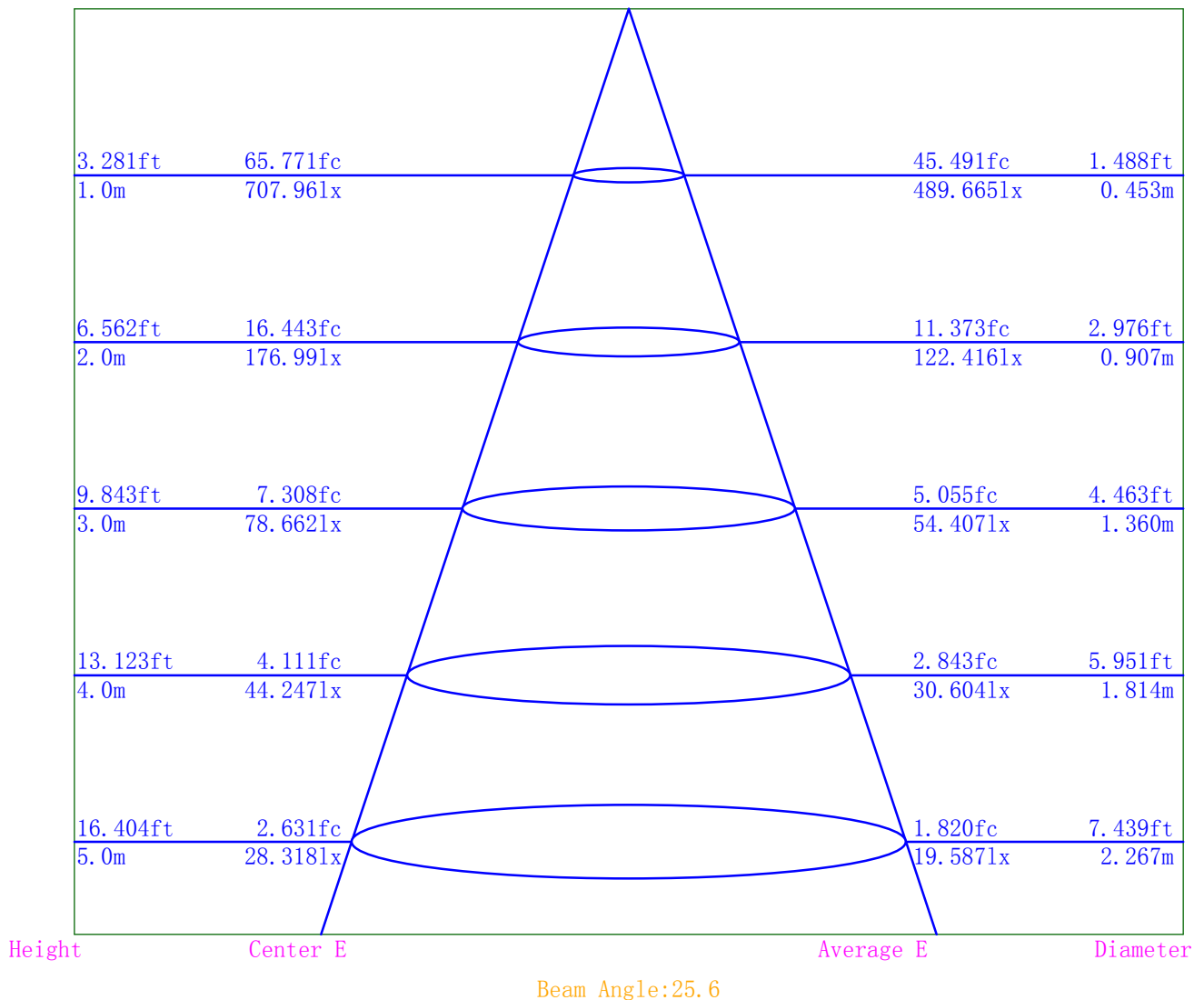
# IES Indoor Report

Photometric Filename: **AD21240-3W-B3535-3090-LDK14.8-24D-AIDIming-700mA.IES**

## Illuminance-Distance Diagram

Lum. Name: AD21240	Lum. Catalog: Downlight	Test ID:
Lamp Name: B3535	Lamp Catalog: COB	Test Lab: Test
Manufacture:	Test Machine: GON-2000	Test Date: 2024/01/04

Illuminance-Distance Curve



# IES Indoor Report

Photometric Filename: AD21240-3W-B3535-3090-LDK14.8-24D-AIDIming-700mA.IES

## Indoor Luminance Limiting Curves

Lum. Name: AD21240	Lum. Catalog: Downlight	Test ID:
Lamp Name: B3535	Lamp Catalog: COB	Test Lab: Test
Manufacture:	Test Machine: GON-2000	Test Date: 2024/01/04

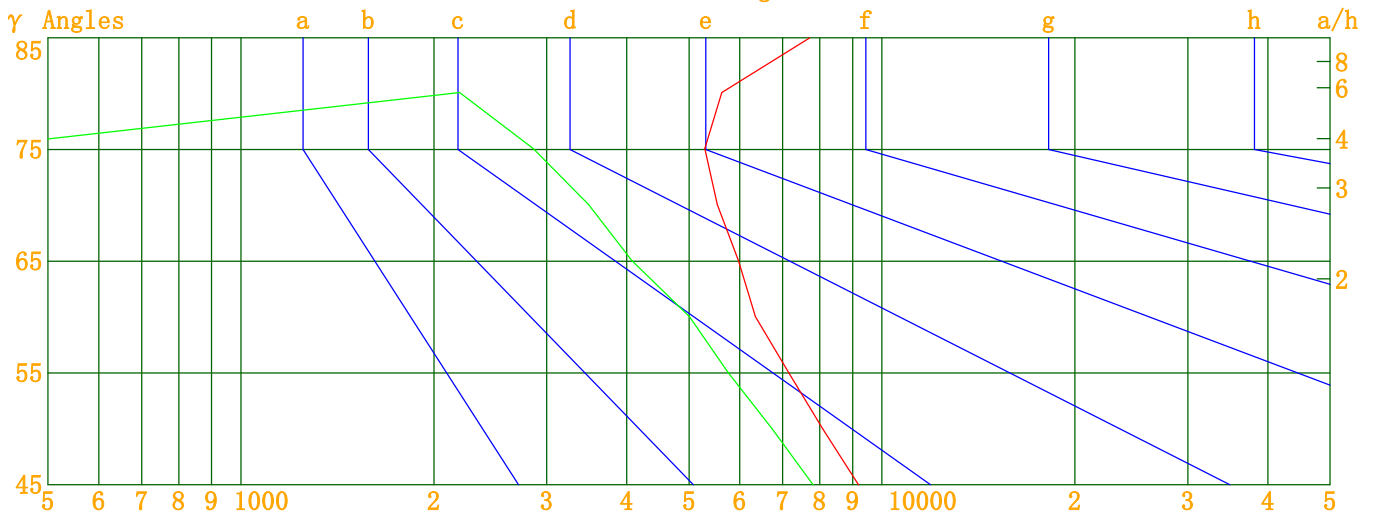
Glare Grade Table

GI	Quality	Using Illuminance							
		a	b	c	d	e	f	g	h
1.15	A	2000	1000	500	<=300				
1.5	B		2000	1000	500	<=300			
1.85	C			2000	1000	500	<=300		
2.2	D				2000	1000	500	<=300	
2.55	E	a				2000	1000	500	<=300
			b	c	d	e	f	g	h

Luminance Table

Gama (deg)	45	50	55	60	65	70	75	80	85
C0	9187	8078	7150	6346	5971	5536	5290	5627	7713
C90	7809	6739	5755	5011	4072	3486	2857	2194	386

Luminance Limiting Curve



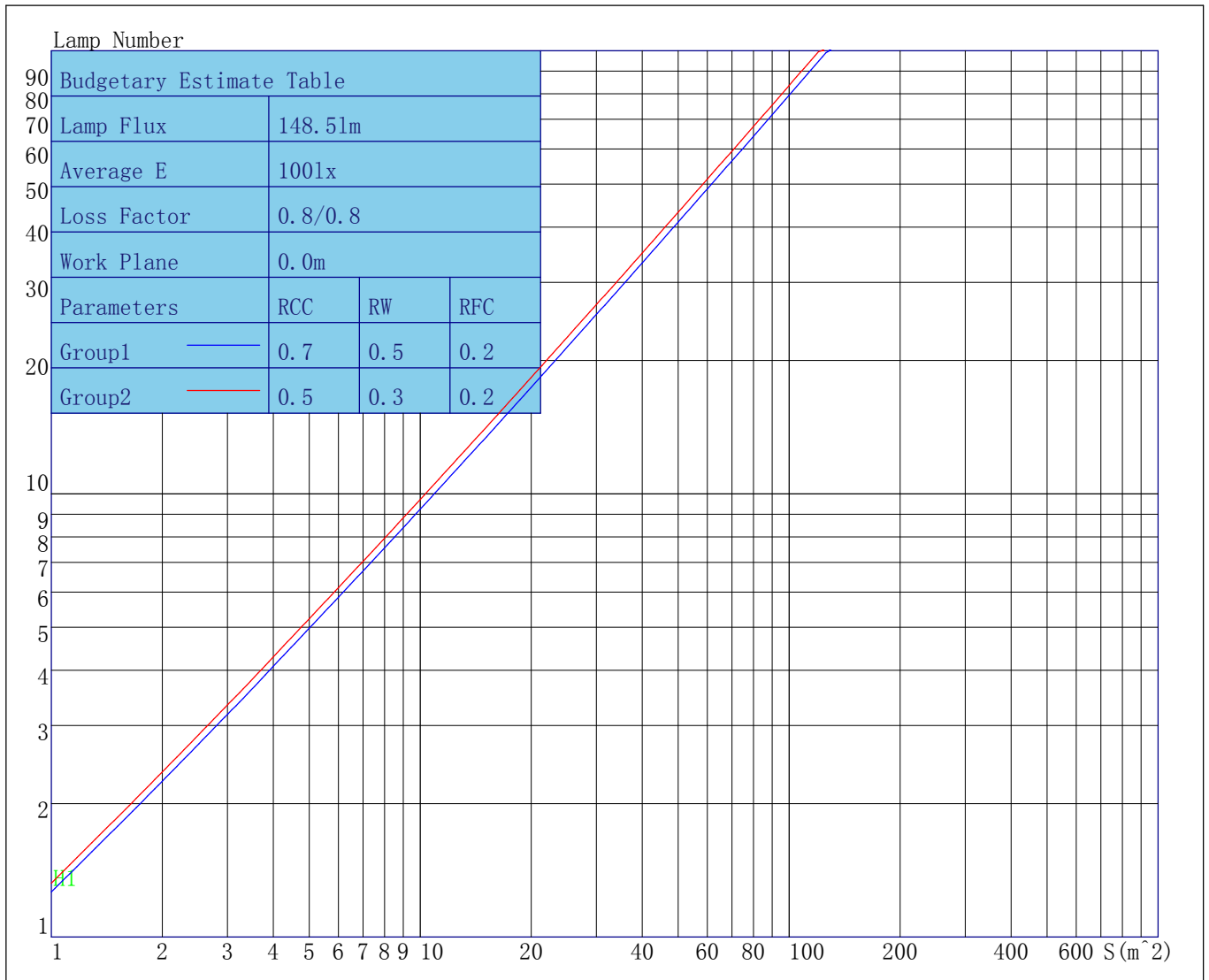
Luminous Size: Length(m)=-0.025 Width(m)=-0.025 Height(m)=0.000 Area(m^2)=0.000491  
 Luminous Type: Without Luminous Side  
 Luminous Curves: C0-C180 Color: — C90-C270 Color: —

# IES Indoor Report

Photometric Filename: AD21240-3W-B3535-3090-LDK14.8-24D-AIDIming-700mA.IES

## Indoor Budgetary Estimate Table

Lum. Name: AD21240	Lum. Catalog: Downlight	Test ID:
Lamp Name: B3535	Lamp Catalog: COB	Test Lab: Test
Manufacture:	Test Machine: GON-2000	Test Date: 2024/01/04



Parameters1: Rhocc = 0.7    Rhow = 0.5    Rhofc = 0.2    LLF = 0.8  
 Parameters2: Rhocc = 0.5    Rhow = 0.3    Rhofc = 0.2    LLF = 0.8  
 Average Illuminance(lx): 100    Cavity Height: H1(m) = 2

**IES Indoor Report**

**Photometric Filename:AD21240-3W-B3535-3090-LDK14.8-24D-AIDIming-700mA.IES**

**Indoor Coefficient of Utilization Table**

Lum. Name: AD21240	Lum. Catalog: Downlight	Test ID:
Lamp Name: B3535	Lamp Catalog: COB	Test Lab: Test
Manufacture:	Test Machine:GON-2000	Test Date: 2024/01/04

Coefficients of Utilization - Zonal Cavity Method																		
Coef.	Effective Floor Cavity Reflectance RFC=0.20																	
RhoCC (%)	80				70				50			30			10			0
RhoW (%)	70	50	30	10	70	50	30	10	50	30	10	50	30	10	50	30	10	0
RCR	Coefficient of Utilization(%)																	
0	119	119	119	119	116	116	116	116	111	111	111	106	106	106	102	102	102	100
1	115	113	111	109	113	111	109	108	107	106	104	103	102	101	100	99	98	97
2	111	108	105	103	109	106	104	101	103	101	99	100	99	97	98	96	95	94
3	108	104	100	97	106	102	99	96	100	97	95	97	95	94	95	94	92	91
4	105	100	96	93	103	99	95	92	97	94	91	95	92	90	93	91	89	88
5	102	96	92	89	101	95	92	89	94	91	88	92	90	88	91	89	87	86
6	99	93	89	86	98	93	89	86	91	88	85	90	87	85	89	86	84	83
7	97	90	86	84	96	90	86	83	89	85	83	88	85	83	87	84	82	81
8	94	88	84	81	93	87	84	81	86	83	81	86	83	80	85	82	80	79
9	92	85	82	79	91	85	81	79	84	81	79	84	81	78	83	80	78	77
10	90	83	79	77	89	83	79	77	82	79	77	82	79	76	81	78	76	75

# IES Indoor Report

**Photometric Filename:AD21240-3W-B3535-3090-LDK14.8-24D-AIDIming-700mA.IES**

## Unified Glare Rating Table

Lum. Name: AD21240	Lum. Catalog: Downlight	Test ID:
Lamp Name: B3535	Lamp Catalog: COB	Test Lab: Test
Manufacture:	Test Machine:GON-2000	Test Date: 2024/01/04

## Unified Glare Rating Table

Ceiling RCC	0.70	0.70	0.50	0.50	0.30	0.70	0.70	0.50	0.50	0.30	
Wall RW	0.50	0.30	0.50	0.30	0.30	0.50	0.30	0.50	0.30	0.30	
Floor RFC	0.20	0.20	0.20	0.20	0.20	0.20	0.20	0.20	0.20	0.20	
Room Size	Vewed crosswise					Vewed endwise					
X=2H	Y=2H	9.2	10.1	9.6	10.4	10.7	10.1	11.0	10.5	11.3	11.6
	Y=3H	10.3	11.1	10.7	11.4	11.8	10.8	11.6	11.2	11.9	12.3
	Y=4H	10.9	11.6	11.3	12.0	12.4	11.0	11.8	11.4	12.1	12.5
	Y=6H	11.5	12.2	11.9	12.6	13.0	11.1	11.8	11.6	12.2	12.6
	Y=8H	11.8	12.5	12.3	12.9	13.3	11.1	11.8	11.6	12.1	12.6
	Y=12H	12.2	12.8	12.6	13.2	13.6	11.1	11.7	11.5	12.1	12.5
X=4H	Y=2H	9.3	10.0	9.7	10.4	10.8	10.4	11.1	10.8	11.5	11.9
	Y=3H	10.5	11.0	10.9	11.5	11.9	11.2	11.8	11.6	12.2	12.6
	Y=4H	11.1	11.6	11.5	12.0	12.5	11.5	12.1	12.0	12.5	12.9
	Y=6H	11.8	12.2	12.2	12.7	13.1	11.7	12.2	12.2	12.6	13.1
	Y=8H	12.1	12.5	12.6	13.0	13.5	11.7	12.1	12.2	12.6	13.1
	Y=12H	12.5	12.9	13.0	13.4	13.9	11.7	12.0	12.2	12.5	13.0
X=8H	Y=4H	11.0	11.4	11.5	11.9	12.4	11.6	12.0	12.1	12.4	12.9
	Y=6H	11.7	12.0	12.2	12.6	13.1	11.8	12.2	12.3	12.7	13.2
	Y=8H	12.1	12.4	12.6	12.9	13.4	11.9	12.2	12.4	12.7	13.2
	Y=12H	12.6	12.8	13.1	13.3	13.9	11.9	12.1	12.4	12.6	13.2
X=12H	Y=4H	11.0	11.3	11.5	11.8	12.3	11.5	11.9	12.0	12.4	12.9
	Y=6H	11.7	12.0	12.2	12.4	13.0	11.8	12.1	12.4	12.6	13.1
	Y=8H	12.1	12.3	12.6	12.8	13.4	11.9	12.1	12.4	12.6	13.2
Variations with the objverer position at spacings											
S=1.0H	0.3/-0.3					0.7/-0.8					
S=1.5H	0.7/-0.6					1.2/-1.5					
S=2.0H	2.0/-1.2					1.6/-2.0					
Reduced UGR Table:											
Nordic Standard Table:	BKO					BKO					
Correction Value	2.3					1.5					

o the CIE Pub. 117, data has been corrected, refers to the lamp's lumens 8.2flm.

-  
-  
-

# IES Indoor Report

Photometric Filename:AD21240-3W-B3535-3090-LDK14.8-24D-AIDIming-700mA.IES

## Candela Tabulation

V/H	C0.0	C22.5	C45.0	C67.5	C90.0	C112.5	C135.0	C157.5	C180.0	C202.5	C225.0	C247.5
$\gamma$ 0.0	707.96	707.96	707.96	707.96	707.96	707.96	707.96	707.96	707.96	707.96	707.96	707.96
$\gamma$ 1.0	700.87	701.63	702.32	704.01	704.96	705.98	707.35	708.76	708.70	708.74	708.73	708.39
$\gamma$ 2.0	687.90	689.50	690.72	693.48	695.35	698.37	701.99	704.06	704.57	704.02	703.94	701.96
$\gamma$ 3.0	668.69	670.79	672.39	676.40	679.57	685.01	691.11	693.75	694.64	693.04	692.37	688.90
$\gamma$ 4.0	642.54	645.52	647.13	652.38	657.28	665.66	674.13	677.03	678.43	675.98	674.17	669.21
$\gamma$ 5.0	611.69	614.60	616.49	622.95	628.79	640.66	651.41	654.31	656.04	652.75	649.42	642.89
$\gamma$ 6.0	577.92	580.38	582.38	590.28	597.04	609.89	623.22	626.91	628.99	624.28	619.78	611.87
$\gamma$ 7.0	542.63	544.10	546.11	554.99	563.07	575.00	590.54	595.04	598.01	591.56	587.04	577.88
$\gamma$ 8.0	506.52	507.03	508.67	517.84	527.00	537.84	554.14	559.68	564.17	555.34	551.69	541.40
$\gamma$ 9.0	469.93	469.46	470.91	479.67	489.89	499.78	515.10	521.89	526.89	517.08	514.25	503.39
$\gamma$ 10.0	435.01	432.28	433.82	441.65	452.17	461.23	475.64	482.84	486.88	477.86	474.91	464.80
$\gamma$ 11.0	400.97	396.16	397.39	405.03	414.49	423.36	437.05	443.80	446.45	438.59	434.62	426.89
$\gamma$ 12.0	366.21	360.86	361.08	369.69	377.80	386.06	399.30	405.42	406.71	399.59	394.88	389.67
$\gamma$ 13.0	332.48	326.66	325.44	335.01	341.98	349.01	361.97	366.73	367.46	360.75	356.61	353.11
$\gamma$ 14.0	299.42	292.63	291.16	301.37	307.37	312.75	325.34	329.50	328.92	322.75	319.35	317.29
$\gamma$ 15.0	267.54	259.45	258.05	268.51	274.24	277.00	288.38	293.33	292.49	286.14	283.44	282.96
$\gamma$ 16.0	236.40	226.52	223.96	234.67	238.18	238.97	248.98	254.87	255.13	248.01	248.09	249.06
$\gamma$ 17.0	200.27	189.82	185.81	196.60	199.47	199.37	208.14	214.68	214.52	207.68	209.49	211.25
$\gamma$ 18.0	161.14	150.89	147.76	159.38	163.46	163.76	171.39	177.80	176.62	170.12	170.71	173.11
$\gamma$ 19.0	125.00	116.12	114.90	128.16	134.31	134.29	141.28	147.89	145.86	139.39	137.71	140.62
$\gamma$ 20.0	96.91	88.91	89.36	103.57	110.91	110.01	116.41	123.68	121.98	113.98	111.57	114.74
$\gamma$ 21.0	76.08	68.54	69.57	83.94	91.68	89.90	95.61	103.73	101.97	92.11	90.64	93.76
$\gamma$ 22.0	59.99	52.81	53.81	67.43	75.48	72.73	77.48	86.42	84.28	73.13	73.15	75.70
$\gamma$ 23.0	47.31	40.38	41.09	53.03	60.65	57.20	60.95	69.36	67.50	56.60	57.36	60.17
$\gamma$ 24.0	36.94	30.53	30.58	39.82	45.21	42.55	45.28	51.18	50.19	41.59	42.44	46.10
$\gamma$ 25.0	27.87	22.70	22.13	27.59	30.72	29.02	31.24	34.70	33.05	27.41	28.16	31.64
$\gamma$ 26.0	20.28	16.64	15.73	18.35	19.84	19.00	20.55	22.32	19.67	16.25	16.72	19.36
$\gamma$ 27.0	15.03	12.47	11.55	12.74	13.28	13.01	13.90	14.56	11.52	9.76	9.81	11.60
$\gamma$ 28.0	11.88	9.83	9.07	9.54	9.83	9.87	10.30	10.40	7.21	6.62	6.47	7.46
$\gamma$ 29.0	9.91	8.17	7.60	7.77	7.99	8.11	8.27	8.22	5.24	4.95	4.88	5.27
$\gamma$ 30.0	8.55	7.07	6.65	6.74	6.91	6.97	7.02	6.98	4.16	3.92	3.91	4.04
$\gamma$ 31.0	7.57	6.30	6.03	6.07	6.17	6.16	6.20	6.16	3.40	3.27	3.25	3.29
$\gamma$ 32.0	6.82	5.73	5.55	5.58	5.59	5.58	5.61	5.60	2.88	2.79	2.79	2.80
$\gamma$ 33.0	6.25	5.30	5.14	5.16	5.13	5.10	5.16	5.16	2.48	2.42	2.42	2.45
$\gamma$ 34.0	5.78	4.92	4.79	4.81	4.78	4.73	4.78	4.79	2.18	2.12	2.13	2.16
$\gamma$ 35.0	5.35	4.57	4.50	4.50	4.48	4.43	4.46	4.50	1.93	1.86	1.88	1.92
$\gamma$ 36.0	4.99	4.32	4.23	4.22	4.20	4.16	4.20	4.23	1.71	1.64	1.64	1.68
$\gamma$ 37.0	4.68	4.05	4.01	3.99	3.96	3.94	3.95	3.99	1.54	1.43	1.43	1.44
$\gamma$ 38.0	4.41	3.80	3.80	3.79	3.75	3.72	3.73	3.77	1.30	1.23	1.24	1.23
$\gamma$ 39.0	4.15	3.60	3.58	3.57	3.54	3.50	3.52	3.57	1.14	1.05	1.09	1.06
$\gamma$ 40.0	3.96	3.41	3.39	3.40	3.36	3.34	3.36	3.42	0.98	0.89	0.93	0.90
$\gamma$ 41.0	3.76	3.26	3.24	3.25	3.21	3.17	3.22	3.26	0.83	0.73	0.79	0.74
$\gamma$ 42.0	3.61	3.11	3.10	3.09	3.06	3.02	3.07	3.11	0.69	0.60	0.63	0.59
$\gamma$ 43.0	3.47	2.99	2.98	2.95	2.95	2.90	2.95	2.99	0.53	0.44	0.47	0.44
$\gamma$ 44.0	3.33	2.89	2.86	2.85	2.83	2.77	2.82	2.86	0.39	0.32	0.34	0.31
$\gamma$ 45.0	3.19	2.78	2.71	2.71	2.71	2.65	2.68	2.72	0.28	0.21	0.23	0.16
$\gamma$ 46.0	3.04	2.65	2.58	2.59	2.56	2.55	2.55	2.63	0.14	0.07	0.09	0.02

-  
-  
-



# IES Indoor Report

Photometric Filename:AD21240-3W-B3535-3090-LDK14.8-24D-AIDIming-700mA.IES

## Candela Tabulation - (Cont.)

V/H	C0.0	C22.5	C45.0	C67.5	C90.0	C112.5	C135.0	C157.5	C180.0	C202.5	C225.0	C247.5
γ 47.0	2.93	2.53	2.46	2.48	2.47	2.43	2.46	2.53	0.01	0.00	0.00	0.00
γ 48.0	2.82	2.40	2.34	2.36	2.35	2.33	2.37	2.41	0.00	0.00	0.00	0.00
γ 49.0	2.67	2.28	2.24	2.24	2.26	2.22	2.28	2.29	0.00	0.00	0.00	0.00
γ 50.0	2.55	2.17	2.13	2.13	2.13	2.12	2.16	2.18	0.00	0.00	0.00	0.00
γ 51.0	2.44	2.07	2.03	2.04	2.01	2.01	2.04	2.08	0.00	0.00	0.00	0.00
γ 52.0	2.33	1.95	1.91	1.94	1.91	1.91	1.94	1.98	0.00	0.00	0.00	0.00
γ 53.0	2.23	1.84	1.82	1.83	1.80	1.82	1.84	1.86	0.00	0.00	0.00	0.00
γ 54.0	2.12	1.76	1.73	1.73	1.71	1.72	1.74	1.77	0.00	0.00	0.00	0.00
γ 55.0	2.01	1.67	1.62	1.65	1.62	1.63	1.63	1.69	0.00	0.00	0.00	0.00
γ 56.0	1.92	1.57	1.53	1.54	1.51	1.53	1.55	1.60	0.00	0.00	0.00	0.00
γ 57.0	1.82	1.48	1.45	1.45	1.46	1.42	1.47	1.50	0.00	0.00	0.00	0.00
γ 58.0	1.73	1.41	1.38	1.37	1.38	1.35	1.37	1.43	0.00	0.00	0.00	0.00
γ 59.0	1.64	1.33	1.29	1.28	1.30	1.26	1.31	1.32	0.00	0.00	0.00	0.00
γ 60.0	1.56	1.27	1.21	1.19	1.23	1.19	1.24	1.25	0.00	0.00	0.00	0.00
γ 61.0	1.49	1.19	1.14	1.14	1.15	1.12	1.15	1.16	0.00	0.00	0.00	0.00
γ 62.0	1.44	1.11	1.07	1.07	1.05	1.05	1.07	1.10	0.00	0.00	0.00	0.00
γ 63.0	1.35	1.03	1.00	1.00	1.01	0.97	1.01	1.04	0.00	0.00	0.00	0.00
γ 64.0	1.30	0.95	0.95	0.94	0.92	0.92	0.96	0.94	0.00	0.00	0.00	0.00
γ 65.0	1.24	0.90	0.87	0.88	0.84	0.86	0.88	0.87	0.00	0.00	0.00	0.00
γ 66.0	1.15	0.83	0.80	0.81	0.79	0.80	0.80	0.83	0.00	0.00	0.00	0.00
γ 67.0	1.09	0.76	0.74	0.76	0.74	0.74	0.76	0.78	0.00	0.00	0.00	0.00
γ 68.0	1.04	0.72	0.68	0.71	0.67	0.68	0.71	0.75	0.00	0.00	0.00	0.00
γ 69.0	0.97	0.66	0.63	0.64	0.62	0.62	0.66	0.68	0.00	0.00	0.00	0.00
γ 70.0	0.93	0.59	0.59	0.59	0.59	0.59	0.60	0.63	0.00	0.00	0.00	0.00
γ 71.0	0.89	0.54	0.56	0.55	0.55	0.54	0.56	0.58	0.00	0.00	0.00	0.00
γ 72.0	0.81	0.52	0.50	0.52	0.48	0.49	0.51	0.53	0.00	0.00	0.00	0.00
γ 73.0	0.78	0.48	0.44	0.45	0.47	0.44	0.47	0.45	0.00	0.00	0.00	0.00
γ 74.0	0.76	0.44	0.42	0.43	0.42	0.39	0.42	0.40	0.00	0.00	0.00	0.00
γ 75.0	0.67	0.42	0.39	0.38	0.36	0.36	0.39	0.36	0.00	0.00	0.00	0.00
γ 76.0	0.64	0.38	0.32	0.35	0.33	0.33	0.35	0.34	0.00	0.00	0.00	0.00
γ 77.0	0.62	0.33	0.28	0.32	0.27	0.28	0.29	0.30	0.00	0.00	0.00	0.00
γ 78.0	0.55	0.28	0.26	0.28	0.27	0.23	0.25	0.29	0.00	0.00	0.00	0.00
γ 79.0	0.52	0.26	0.23	0.23	0.25	0.20	0.23	0.25	0.00	0.00	0.00	0.00
γ 80.0	0.48	0.24	0.21	0.21	0.19	0.20	0.19	0.22	0.00	0.00	0.00	0.00
γ 81.0	0.47	0.19	0.18	0.20	0.15	0.15	0.16	0.17	0.00	0.00	0.00	0.00
γ 82.0	0.40	0.16	0.16	0.16	0.12	0.10	0.14	0.12	0.00	0.00	0.00	0.00
γ 83.0	0.39	0.14	0.12	0.12	0.11	0.05	0.10	0.13	0.00	0.00	0.00	0.00
γ 84.0	0.35	0.09	0.09	0.10	0.05	0.04	0.06	0.08	0.00	0.00	0.00	0.00
γ 85.0	0.33	0.04	0.06	0.07	0.02	0.01	0.04	0.08	0.00	0.00	0.00	0.00
γ 86.0	0.29	0.03	0.04	0.03	0.01	0.00	0.01	0.06	0.00	0.00	0.00	0.00
γ 87.0	0.27	0.02	0.01	0.00	0.00	0.00	0.00	0.01	0.00	0.00	0.00	0.00
γ 88.0	0.26	0.00	0.00	0.00	0.00	0.00	0.00	0.00	0.00	0.00	0.00	0.00
γ 89.0	0.19	0.00	0.00	0.00	0.00	0.00	0.00	0.00	0.00	0.00	0.00	0.00
γ 90.0	0.20	0.00	0.00	0.00	0.00	0.00	0.00	0.00	0.00	0.00	0.00	0.00
γ 91.0	0.15	0.00	0.00	0.00	0.00	0.00	0.00	0.00	0.00	0.00	0.00	0.00
γ 92.0	0.12	0.00	0.00	0.00	0.00	0.00	0.00	0.00	0.00	0.00	0.00	0.00
γ 93.0	0.11	0.00	0.00	0.00	0.00	0.00	0.00	0.00	0.00	0.00	0.00	0.00

-  
-  
-



# IES Indoor Report

Photometric Filename:AD21240-3W-B3535-3090-LDK14.8-24D-AIDIming-700mA.IES

## Candela Tabulation - (Cont.)

V/H	C0.0	C22.5	C45.0	C67.5	C90.0	C112.5	C135.0	C157.5	C180.0	C202.5	C225.0	C247.5
γ 141.0	0.00	0.00	0.00	0.00	0.00	0.00	0.00	0.00	0.00	0.00	0.00	0.00
γ 142.0	0.00	0.00	0.00	0.00	0.00	0.00	0.00	0.00	0.00	0.00	0.00	0.00
γ 143.0	0.00	0.00	0.00	0.00	0.00	0.00	0.00	0.00	0.00	0.00	0.00	0.00
γ 144.0	0.00	0.00	0.00	0.00	0.00	0.00	0.00	0.00	0.00	0.00	0.00	0.00
γ 145.0	0.00	0.00	0.00	0.00	0.00	0.00	0.00	0.00	0.00	0.00	0.00	0.00
γ 146.0	0.00	0.00	0.00	0.00	0.00	0.00	0.00	0.00	0.00	0.00	0.00	0.00
γ 147.0	0.00	0.00	0.00	0.00	0.00	0.00	0.00	0.00	0.00	0.00	0.00	0.00
γ 148.0	0.00	0.00	0.00	0.00	0.00	0.00	0.00	0.00	0.00	0.00	0.00	0.00
γ 149.0	0.00	0.00	0.00	0.00	0.00	0.00	0.00	0.00	0.00	0.00	0.00	0.00
γ 150.0	0.00	0.00	0.00	0.00	0.00	0.00	0.00	0.00	0.00	0.00	0.00	0.00
γ 151.0	0.00	0.00	0.00	0.00	0.00	0.00	0.00	0.00	0.00	0.00	0.00	0.00
γ 152.0	0.00	0.00	0.00	0.00	0.00	0.00	0.00	0.00	0.00	0.00	0.00	0.00
γ 153.0	0.00	0.00	0.00	0.00	0.00	0.00	0.00	0.00	0.00	0.00	0.00	0.00
γ 154.0	0.00	0.00	0.00	0.00	0.00	0.00	0.00	0.00	0.00	0.00	0.00	0.00
γ 155.0	0.00	0.00	0.00	0.00	0.00	0.00	0.00	0.00	0.00	0.00	0.00	0.00
γ 156.0	0.00	0.00	0.00	0.00	0.00	0.00	0.00	0.00	0.00	0.00	0.00	0.00
γ 157.0	0.00	0.00	0.00	0.00	0.00	0.00	0.00	0.00	0.00	0.00	0.00	0.00
γ 158.0	0.00	0.00	0.00	0.00	0.00	0.00	0.00	0.00	0.00	0.00	0.00	0.00
γ 159.0	0.00	0.00	0.00	0.00	0.00	0.00	0.00	0.00	0.00	0.00	0.00	0.00
γ 160.0	0.00	0.00	0.00	0.00	0.00	0.00	0.00	0.00	0.00	0.00	0.00	0.00
γ 161.0	0.00	0.00	0.00	0.00	0.00	0.00	0.00	0.00	0.00	0.00	0.00	0.00
γ 162.0	0.00	0.00	0.00	0.00	0.00	0.00	0.00	0.00	0.00	0.00	0.00	0.00
γ 163.0	0.00	0.00	0.00	0.00	0.00	0.00	0.00	0.00	0.00	0.00	0.00	0.00
γ 164.0	0.00	0.00	0.00	0.00	0.00	0.00	0.00	0.00	0.00	0.00	0.00	0.00
γ 165.0	0.00	0.00	0.00	0.00	0.00	0.00	0.00	0.00	0.00	0.00	0.00	0.00
γ 166.0	0.00	0.00	0.00	0.00	0.00	0.00	0.00	0.00	0.00	0.00	0.00	0.00
γ 167.0	0.00	0.00	0.00	0.00	0.00	0.00	0.00	0.00	0.00	0.00	0.00	0.00
γ 168.0	0.00	0.00	0.00	0.00	0.00	0.00	0.00	0.00	0.00	0.00	0.00	0.00
γ 169.0	0.00	0.00	0.00	0.00	0.00	0.00	0.00	0.00	0.00	0.00	0.00	0.00
γ 170.0	0.00	0.00	0.00	0.00	0.00	0.00	0.00	0.00	0.00	0.00	0.00	0.00
γ 171.0	0.00	0.00	0.00	0.00	0.00	0.00	0.00	0.00	0.00	0.00	0.00	0.00
γ 172.0	0.00	0.00	0.00	0.00	0.00	0.00	0.00	0.00	0.00	0.00	0.00	0.00
γ 173.0	0.00	0.00	0.00	0.00	0.00	0.00	0.00	0.00	0.00	0.00	0.00	0.00
γ 174.0	0.00	0.00	0.00	0.00	0.00	0.00	0.00	0.00	0.00	0.00	0.00	0.00
γ 175.0	0.00	0.00	0.00	0.00	0.00	0.00	0.00	0.00	0.00	0.00	0.00	0.00
γ 176.0	0.00	0.00	0.00	0.00	0.00	0.00	0.00	0.00	0.00	0.00	0.00	0.00
γ 177.0	0.00	0.00	0.00	0.00	0.00	0.00	0.00	0.00	0.00	0.00	0.00	0.00
γ 178.0	0.00	0.00	0.00	0.00	0.00	0.00	0.00	0.00	0.00	0.00	0.00	0.00
γ 179.0	0.00	0.00	0.00	0.00	0.00	0.00	0.00	0.00	0.00	0.00	0.00	0.00
γ 180.0	0.00	0.00	0.00	0.00	0.00	0.00	0.00	0.00	0.00	0.00	0.00	0.00
V/H	C270.0	C292.5	C315.0	C337.5								
γ 0.0	707.96	707.96	707.96	707.96								
γ 1.0	706.98	704.94	701.89	700.39								
γ 2.0	699.03	695.15	689.97	687.53								
γ 3.0	684.34	679.09	672.51	668.52								
γ 4.0	663.65	657.55	649.89	644.31								
γ 5.0	637.95	631.03	622.66	615.76								

-  
-  
-

# IES Indoor Report

Photometric Filename:AD21240-3W-B3535-3090-LDK14.8-24D-AIDIming-700mA.IES

---

## Candela Tabulation - (Cont.)

V/H	C270. 0	C292. 5	C315. 0	C337. 5
γ 6. 0	608. 06	600. 57	591. 63	582. 67
γ 7. 0	574. 27	566. 50	557. 29	546. 06
γ 8. 0	538. 17	529. 21	519. 89	507. 73
γ 9. 0	500. 80	490. 65	480. 32	468. 81
γ 10. 0	462. 34	451. 54	440. 45	431. 64
γ 11. 0	424. 04	413. 26	402. 00	396. 10
γ 12. 0	386. 21	377. 31	365. 77	361. 67
γ 13. 0	349. 24	342. 45	331. 19	328. 35
γ 14. 0	313. 75	307. 84	297. 98	295. 74
γ 15. 0	280. 06	273. 52	265. 83	264. 09
γ 16. 0	247. 16	240. 31	233. 82	233. 47
γ 17. 0	211. 34	204. 73	199. 39	200. 70
γ 18. 0	172. 67	166. 68	161. 90	163. 41
γ 19. 0	137. 09	130. 98	126. 35	127. 33
γ 20. 0	108. 96	101. 49	96. 58	97. 82
γ 21. 0	87. 32	78. 46	73. 95	75. 82
γ 22. 0	69. 70	60. 81	57. 31	59. 41
γ 23. 0	54. 84	46. 81	44. 40	46. 55
γ 24. 0	41. 99	35. 61	34. 18	36. 19
γ 25. 0	30. 20	26. 59	25. 82	27. 36
γ 26. 0	19. 78	18. 97	18. 75	19. 45
γ 27. 0	12. 53	13. 00	13. 06	13. 23
γ 28. 0	8. 33	9. 02	9. 20	9. 39
γ 29. 0	5. 98	6. 64	6. 92	7. 12
γ 30. 0	4. 50	5. 15	5. 47	5. 58
γ 31. 0	3. 60	4. 12	4. 39	4. 49
γ 32. 0	3. 01	3. 40	3. 62	3. 75
γ 33. 0	2. 59	2. 89	3. 08	3. 19
γ 34. 0	2. 25	2. 48	2. 66	2. 75
γ 35. 0	1. 95	2. 11	2. 29	2. 35
γ 36. 0	1. 69	1. 79	1. 94	1. 99
γ 37. 0	1. 46	1. 50	1. 62	1. 63
γ 38. 0	1. 25	1. 26	1. 30	1. 32
γ 39. 0	1. 05	1. 06	1. 01	1. 08
γ 40. 0	0. 87	0. 88	0. 83	0. 89
γ 41. 0	0. 70	0. 72	0. 67	0. 72
γ 42. 0	0. 55	0. 57	0. 52	0. 56
γ 43. 0	0. 41	0. 43	0. 38	0. 41
γ 44. 0	0. 29	0. 28	0. 21	0. 27
γ 45. 0	0. 15	0. 15	0. 09	0. 14
γ 46. 0	0. 01	0. 02	0. 00	0. 01
γ 47. 0	0. 00	0. 00	0. 00	0. 00
γ 48. 0	0. 00	0. 00	0. 00	0. 00
γ 49. 0	0. 00	0. 00	0. 00	0. 00
γ 50. 0	0. 00	0. 00	0. 00	0. 00
γ 51. 0	0. 00	0. 00	0. 00	0. 00
γ 52. 0	0. 00	0. 00	0. 00	0. 00

# IES Indoor Report

Photometric Filename:AD21240-3W-B3535-3090-LDK14.8-24D-AIDIming-700mA.IES

---

## Candela Tabulation - (Cont.)

V/H	C270.0	C292.5	C315.0	C337.5
γ 53.0	0.00	0.00	0.00	0.00
γ 54.0	0.00	0.00	0.00	0.00
γ 55.0	0.00	0.00	0.00	0.00
γ 56.0	0.00	0.00	0.00	0.00
γ 57.0	0.00	0.00	0.00	0.00
γ 58.0	0.00	0.00	0.00	0.00
γ 59.0	0.00	0.00	0.00	0.00
γ 60.0	0.00	0.00	0.00	0.00
γ 61.0	0.00	0.00	0.00	0.00
γ 62.0	0.00	0.00	0.00	0.00
γ 63.0	0.00	0.00	0.00	0.00
γ 64.0	0.00	0.00	0.00	0.00
γ 65.0	0.00	0.00	0.00	0.00
γ 66.0	0.00	0.00	0.00	0.00
γ 67.0	0.00	0.00	0.00	0.00
γ 68.0	0.00	0.00	0.00	0.00
γ 69.0	0.00	0.00	0.00	0.00
γ 70.0	0.00	0.00	0.00	0.00
γ 71.0	0.00	0.00	0.00	0.00
γ 72.0	0.00	0.00	0.00	0.00
γ 73.0	0.00	0.00	0.00	0.00
γ 74.0	0.00	0.00	0.00	0.00
γ 75.0	0.00	0.00	0.00	0.00
γ 76.0	0.00	0.00	0.00	0.00
γ 77.0	0.00	0.00	0.00	0.00
γ 78.0	0.00	0.00	0.00	0.00
γ 79.0	0.00	0.00	0.00	0.00
γ 80.0	0.00	0.00	0.00	0.00
γ 81.0	0.00	0.00	0.00	0.00
γ 82.0	0.00	0.00	0.00	0.00
γ 83.0	0.00	0.00	0.00	0.00
γ 84.0	0.00	0.00	0.00	0.00
γ 85.0	0.00	0.00	0.00	0.00
γ 86.0	0.00	0.00	0.00	0.00
γ 87.0	0.00	0.00	0.00	0.00
γ 88.0	0.00	0.00	0.00	0.00
γ 89.0	0.00	0.00	0.00	0.00
γ 90.0	0.00	0.00	0.00	0.00
γ 91.0	0.00	0.00	0.00	0.00
γ 92.0	0.00	0.00	0.00	0.00
γ 93.0	0.00	0.00	0.00	0.00
γ 94.0	0.00	0.00	0.00	0.00
γ 95.0	0.00	0.00	0.00	0.00
γ 96.0	0.00	0.00	0.00	0.00
γ 97.0	0.00	0.00	0.00	0.00
γ 98.0	0.00	0.00	0.00	0.00
γ 99.0	0.00	0.00	0.00	0.00

---

-  
-  
-

# IES Indoor Report

Photometric Filename:AD21240-3W-B3535-3090-LDK14.8-24D-AIDIming-700mA.IES

---

## Candela Tabulation - (Cont.)

V/H	C270.0	C292.5	C315.0	C337.5
γ 100.0	0.00	0.00	0.00	0.00
γ 101.0	0.00	0.00	0.00	0.00
γ 102.0	0.00	0.00	0.00	0.00
γ 103.0	0.00	0.00	0.00	0.00
γ 104.0	0.00	0.00	0.00	0.00
γ 105.0	0.00	0.00	0.00	0.00
γ 106.0	0.00	0.00	0.00	0.00
γ 107.0	0.00	0.00	0.00	0.00
γ 108.0	0.00	0.00	0.00	0.00
γ 109.0	0.00	0.00	0.00	0.00
γ 110.0	0.00	0.00	0.00	0.00
γ 111.0	0.00	0.00	0.00	0.00
γ 112.0	0.00	0.00	0.00	0.00
γ 113.0	0.00	0.00	0.00	0.00
γ 114.0	0.00	0.00	0.00	0.00
γ 115.0	0.00	0.00	0.00	0.00
γ 116.0	0.00	0.00	0.00	0.00
γ 117.0	0.00	0.00	0.00	0.00
γ 118.0	0.00	0.00	0.00	0.00
γ 119.0	0.00	0.00	0.00	0.00
γ 120.0	0.00	0.00	0.00	0.00
γ 121.0	0.00	0.00	0.00	0.00
γ 122.0	0.00	0.00	0.00	0.00
γ 123.0	0.00	0.00	0.00	0.00
γ 124.0	0.00	0.00	0.00	0.00
γ 125.0	0.00	0.00	0.00	0.00
γ 126.0	0.00	0.00	0.00	0.00
γ 127.0	0.00	0.00	0.00	0.00
γ 128.0	0.00	0.00	0.00	0.00
γ 129.0	0.00	0.00	0.00	0.00
γ 130.0	0.00	0.00	0.00	0.00
γ 131.0	0.00	0.00	0.00	0.00
γ 132.0	0.00	0.00	0.00	0.00
γ 133.0	0.00	0.00	0.00	0.00
γ 134.0	0.00	0.00	0.00	0.00
γ 135.0	0.00	0.00	0.00	0.00
γ 136.0	0.00	0.00	0.00	0.00
γ 137.0	0.00	0.00	0.00	0.00
γ 138.0	0.00	0.00	0.00	0.00
γ 139.0	0.00	0.00	0.00	0.00
γ 140.0	0.00	0.00	0.00	0.00
γ 141.0	0.00	0.00	0.00	0.00
γ 142.0	0.00	0.00	0.00	0.00
γ 143.0	0.00	0.00	0.00	0.00
γ 144.0	0.00	0.00	0.00	0.00
γ 145.0	0.00	0.00	0.00	0.00
γ 146.0	0.00	0.00	0.00	0.00

# IES Indoor Report

Photometric Filename:AD21240-3W-B3535-3090-LDK14.8-24D-AIDIming-700mA.IES

---

## Candela Tabulation - (Cont.)

V/H	C270.0	C292.5	C315.0	C337.5
γ 147.0	0.00	0.00	0.00	0.00
γ 148.0	0.00	0.00	0.00	0.00
γ 149.0	0.00	0.00	0.00	0.00
γ 150.0	0.00	0.00	0.00	0.00
γ 151.0	0.00	0.00	0.00	0.00
γ 152.0	0.00	0.00	0.00	0.00
γ 153.0	0.00	0.00	0.00	0.00
γ 154.0	0.00	0.00	0.00	0.00
γ 155.0	0.00	0.00	0.00	0.00
γ 156.0	0.00	0.00	0.00	0.00
γ 157.0	0.00	0.00	0.00	0.00
γ 158.0	0.00	0.00	0.00	0.00
γ 159.0	0.00	0.00	0.00	0.00
γ 160.0	0.00	0.00	0.00	0.00
γ 161.0	0.00	0.00	0.00	0.00
γ 162.0	0.00	0.00	0.00	0.00
γ 163.0	0.00	0.00	0.00	0.00
γ 164.0	0.00	0.00	0.00	0.00
γ 165.0	0.00	0.00	0.00	0.00
γ 166.0	0.00	0.00	0.00	0.00
γ 167.0	0.00	0.00	0.00	0.00
γ 168.0	0.00	0.00	0.00	0.00
γ 169.0	0.00	0.00	0.00	0.00
γ 170.0	0.00	0.00	0.00	0.00
γ 171.0	0.00	0.00	0.00	0.00
γ 172.0	0.00	0.00	0.00	0.00
γ 173.0	0.00	0.00	0.00	0.00
γ 174.0	0.00	0.00	0.00	0.00
γ 175.0	0.00	0.00	0.00	0.00
γ 176.0	0.00	0.00	0.00	0.00
γ 177.0	0.00	0.00	0.00	0.00
γ 178.0	0.00	0.00	0.00	0.00
γ 179.0	0.00	0.00	0.00	0.00
γ 180.0	0.00	0.00	0.00	0.00