

IES Indoor Report

Photometric Filename:AD21220-2W-B3535-3090-LDK-15D-KED-500mA.IES

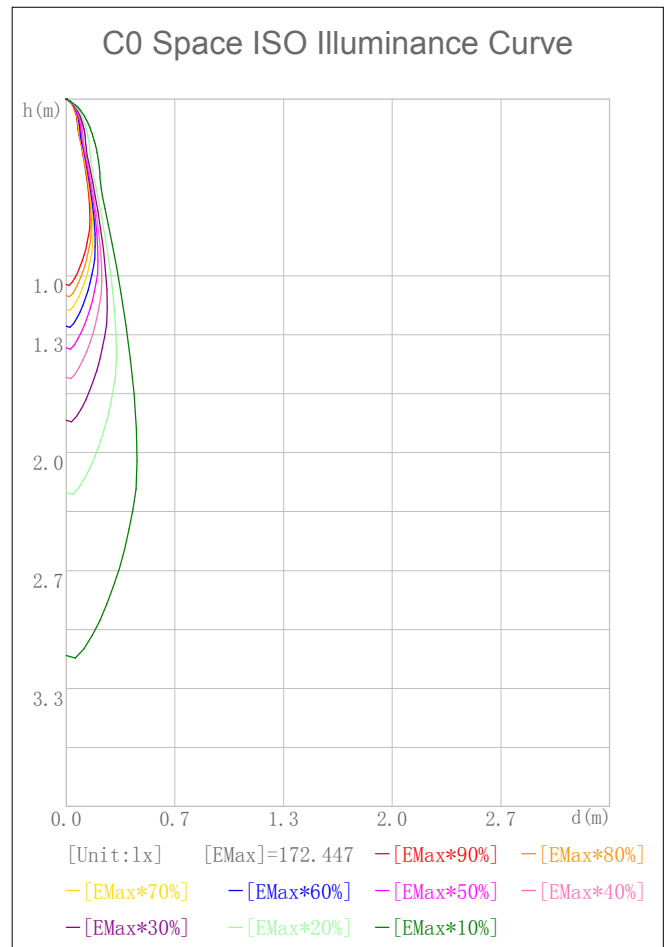
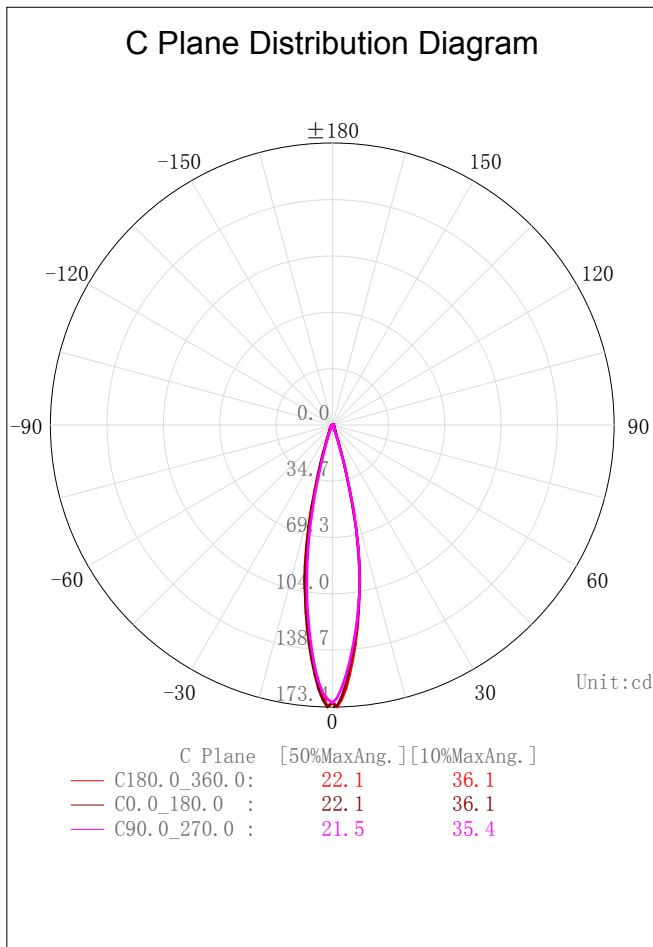
Indoor Luminaire Photometric Data

Description Information

Luminaire Name: AD21220	Lum. Catalog: Downlight	Test ID:
Lamp Name: B3535	Lamp Catalog: COB	Test Date: 2024/01/06
Manufacture:	Shld. Ang(°): 15	Test Machine: GON-2000
Test Lab: Test	Frequency(Hz): 50	Lamp CCT(K): 3000 Ra: 90
Lum. Size (W*L*H): 0.017m*0.017m*0.000m	Lum. Area (m2): 0.000	Lum. W (kg): 0.000
Test System: C, γ	Test Step: C=22.5 γ=1.0	Temp. (°C): 25
		Humidity (%): 50.0

Character Parameter

Lamp Speciality Parameter		Luminaire Speciality Parameter	
Rated Flux(lm): 24.930	Luminaire Flux(lm): 24.929	Field Angle(10%Imax): 36.1(°)	
Rated Power(W): 2	Luminaire Efficiency: 99.99%	Down Lumens&Percent: 24.929lm 100.00%	
Rated Voltage(V): 220	Luminaire EER(lm/W): 10.886	Up Lumens&Percent: 0.000lm 0.00%	
Tested Power(W): 2.290	Max. Candela(cd): 173.358	S/MH: C0_a180=0.380 C90_270=0.365	
Lamps' Inside: 1	Max Cand@Ang.(°): C=180.0 γ=1.0	CIE Type: Semi-Direct	
Tested Electrics(V, A, pf): 220.1, 0.022, 0.468	Beam Angle(50%Imax): 22.1(°)	ErP Φ use(90°): 24.875lm	
Lamp Size(W*L*H): 0.017m*0.017m*0.000m	Left=-11.2°, Right=11.0°	IRF (%): 1407.870	



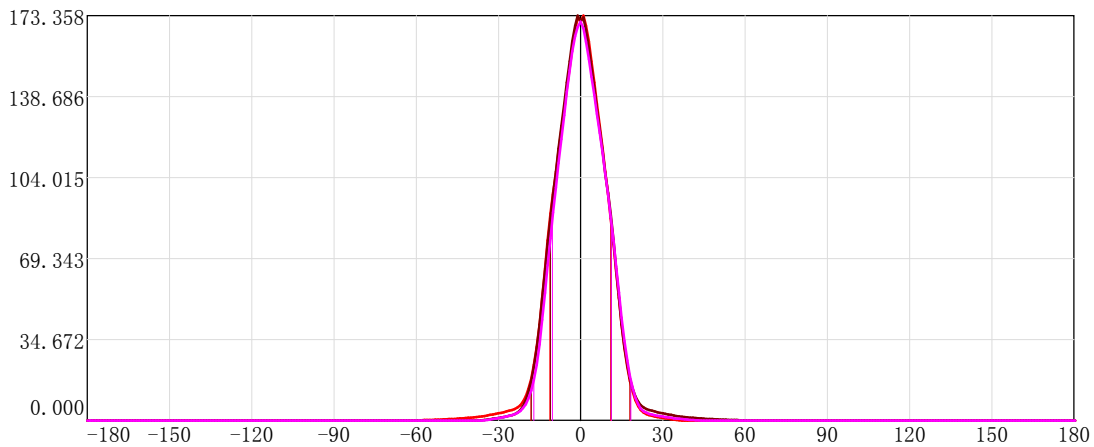
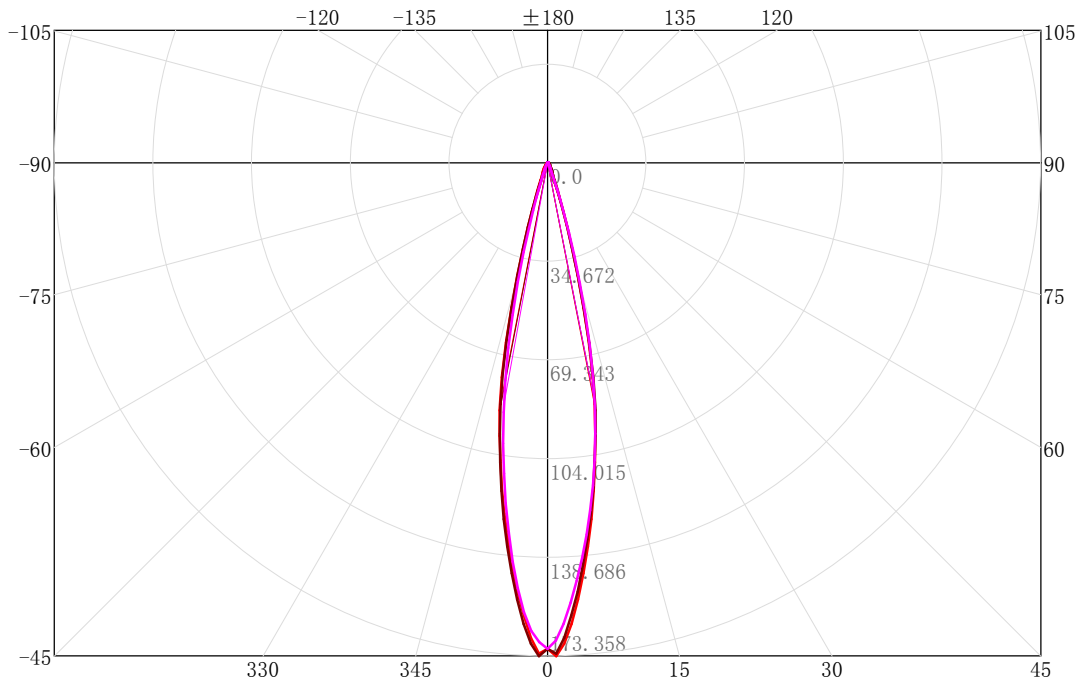
IES Indoor Report

Photometric Filename: AD21220-2W-B3535-3090-LDK-15D-KED-500mA.IES

2D Plane Light Intensity Distribution Curve

Lum. Name: AD21220	Lum. Catalog: Downlight	Test ID:
Lamp Name: B3535	Lamp Catalog: COB	Test Lab: Test
Manufacture:	Test Machine: GON-2000	Test Date: 2024/01/06

C Plane Distribution Diagram



	C Plane	[50%MaxAng.]	[10%MaxAng.]	Unit:cd
—	C180.0_360.0:	22.1	36.1	
—	C0.0_180.0 :	22.1	36.1	
—	C90.0_270.0 :	21.5	35.4	

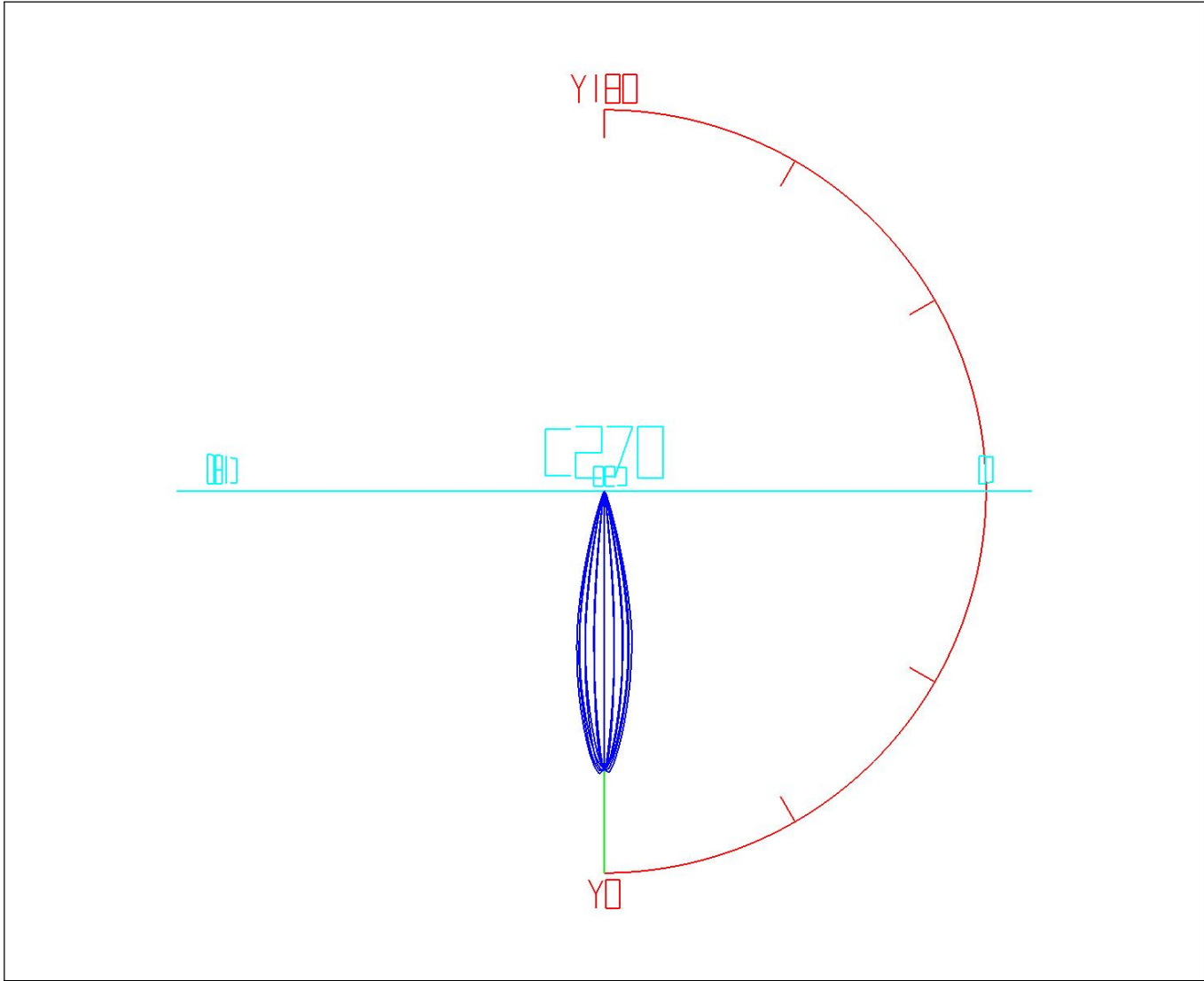
IES Indoor Report

Photometric Filename:AD21220-2W-B3535-3090-LDK-15D-KED-500mA.IES

3D Light Intensity Distribution Modal

Lum. Name: AD21220	Lum. Catalog: Downlight	Test ID:
Lamp Name: B3535	Lamp Catalog: COB	Test Lab: Test
Manufacture:	Test Machine:GON-2000	Test Date: 2024/01/06

3D Light Intensity Distribution Modal



Curves: 3D Model ——— Fixture ——— Vert. HUD ——— Hori. HUD ———
View Angles: Orient:0 Tilt:0 Roll:0 Spin:0

IES Indoor Report

Photometric Filename:AD21220-2W-B3535-3090-LDK-15D-KED-500mA.IES

Zonal Flux Tabulation

Zone (γ)	Zone Flux (lm)	Sums Flux (lm)	Zone%Lamp	Sums%Lamp	Zone (γ)	Zone Flux (lm)	Sums Flux (lm)	Zone%Lamp	Sums%Lamp
0.0-1.0	0.16	0.16	0.65	0.65	47.0-48.0	0.00	24.91	0.01	99.90
1.0-2.0	0.48	0.64	1.92	2.57	48.0-49.0	0.00	24.91	0.01	99.91
2.0-3.0	0.77	1.41	3.08	5.66	49.0-50.0	0.00	24.91	0.01	99.92
3.0-4.0	1.03	2.44	4.11	9.77	50.0-51.0	0.00	24.91	0.01	99.93
4.0-5.0	1.25	3.68	5.00	14.77	51.0-52.0	0.00	24.92	0.01	99.94
5.0-6.0	1.43	5.11	5.74	20.51	52.0-53.0	0.00	24.92	0.01	99.95
6.0-7.0	1.58	6.69	6.33	26.83	53.0-54.0	0.00	24.92	0.01	99.96
7.0-8.0	1.69	8.38	6.77	33.60	54.0-55.0	0.00	24.92	0.01	99.97
8.0-9.0	1.76	10.14	7.05	40.66	55.0-56.0	0.00	24.92	0.01	99.97
9.0-10.0	1.79	11.93	7.18	47.84	56.0-57.0	0.00	24.92	0.01	99.98
10.0-11.0	1.78	13.70	7.14	54.97	57.0-58.0	0.00	24.93	0.00	99.98
11.0-12.0	1.72	15.42	6.89	61.86	58.0-59.0	0.00	24.93	0.00	99.99
12.0-13.0	1.60	17.02	6.41	68.27	59.0-60.0	0.00	24.93	0.00	99.99
13.0-14.0	1.43	18.45	5.74	74.01	60.0-61.0	0.00	24.93	0.00	99.99
14.0-15.0	1.22	19.68	4.91	78.92	61.0-62.0	0.00	24.93	0.00	99.99
15.0-16.0	1.00	20.68	4.03	82.95	62.0-63.0	0.00	24.93	0.00	99.99
16.0-17.0	0.80	21.48	3.19	86.15	63.0-64.0	0.00	24.93	0.00	99.99
17.0-18.0	0.62	22.09	2.47	88.62	64.0-65.0	0.00	24.93	0.00	99.99
18.0-19.0	0.47	22.56	1.89	90.51	65.0-66.0	0.00	24.93	0.00	99.99
19.0-20.0	0.36	22.93	1.45	91.96	66.0-67.0	0.00	24.93	0.00	99.99
20.0-21.0	0.28	23.20	1.12	93.08	67.0-68.0	0.00	24.93	0.00	99.99
21.0-22.0	0.22	23.42	0.88	93.96	68.0-69.0	0.00	24.93	0.00	99.99
22.0-23.0	0.18	23.60	0.72	94.67	69.0-70.0	0.00	24.93	0.00	99.99
23.0-24.0	0.15	23.75	0.61	95.28	70.0-71.0	0.00	24.93	0.00	99.99
24.0-25.0	0.14	23.89	0.54	95.83	71.0-72.0	0.00	24.93	0.00	99.99
25.0-26.0	0.12	24.01	0.49	96.32	72.0-73.0	0.00	24.93	0.00	99.99
26.0-27.0	0.11	24.13	0.45	96.77	73.0-74.0	0.00	24.93	0.00	99.99
27.0-28.0	0.10	24.23	0.42	97.19	74.0-75.0	0.00	24.93	0.00	99.99
28.0-29.0	0.09	24.32	0.38	97.57	75.0-76.0	0.00	24.93	0.00	99.99
29.0-30.0	0.09	24.41	0.35	97.92	76.0-77.0	0.00	24.93	0.00	99.99
30.0-31.0	0.08	24.49	0.31	98.23	77.0-78.0	0.00	24.93	0.00	99.99
31.0-32.0	0.07	24.56	0.28	98.51	78.0-79.0	0.00	24.93	0.00	99.99
32.0-33.0	0.06	24.62	0.24	98.75	79.0-80.0	0.00	24.93	0.00	99.99
33.0-34.0	0.05	24.67	0.20	98.95	80.0-81.0	0.00	24.93	0.00	99.99
34.0-35.0	0.04	24.71	0.17	99.12	81.0-82.0	0.00	24.93	0.00	99.99
35.0-36.0	0.03	24.75	0.14	99.26	82.0-83.0	0.00	24.93	0.00	99.99
36.0-37.0	0.03	24.77	0.12	99.38	83.0-84.0	0.00	24.93	0.00	99.99
37.0-38.0	0.03	24.80	0.10	99.48	84.0-85.0	0.00	24.93	0.00	99.99
38.0-39.0	0.02	24.82	0.09	99.57	85.0-86.0	0.00	24.93	0.00	99.99
39.0-40.0	0.02	24.84	0.08	99.64	86.0-87.0	0.00	24.93	0.00	99.99
40.0-41.0	0.02	24.86	0.06	99.71	87.0-88.0	0.00	24.93	0.00	99.99
41.0-42.0	0.01	24.87	0.05	99.76	88.0-89.0	0.00	24.93	0.00	99.99
42.0-43.0	0.01	24.88	0.04	99.80	89.0-90.0	0.00	24.93	0.00	99.99
43.0-44.0	0.01	24.89	0.03	99.83	90.0-91.0	0.00	24.93	0.00	99.99
44.0-45.0	0.01	24.89	0.02	99.85	91.0-92.0	0.00	24.93	0.00	99.99
45.0-46.0	0.00	24.90	0.02	99.87	92.0-93.0	0.00	24.93	0.00	99.99
46.0-47.0	0.00	24.90	0.02	99.89	93.0-94.0	0.00	24.93	0.00	99.99

-
-
-

IES Indoor Report

Photometric Filename:AD21220-2W-B3535-3090-LDK-15D-KED-500mA.IES

Zonal Flux Tabulation - (Cont.)

Zone (γ)	Zone Flux (lm)	Sums Flux (lm)	Zone%Lamp	Sums%Lamp	Zone (γ)	Zone Flux (lm)	Sums Flux (lm)	Zone%Lamp	Sums%Lamp
94.0-95.0	0.00	24.93	0.00	99.99	141.0-142.0	0.00	24.93	0.00	99.99
95.0-96.0	0.00	24.93	0.00	99.99	142.0-143.0	0.00	24.93	0.00	99.99
96.0-97.0	0.00	24.93	0.00	99.99	143.0-144.0	0.00	24.93	0.00	99.99
97.0-98.0	0.00	24.93	0.00	99.99	144.0-145.0	0.00	24.93	0.00	99.99
98.0-99.0	0.00	24.93	0.00	99.99	145.0-146.0	0.00	24.93	0.00	99.99
99.0-100.0	0.00	24.93	0.00	99.99	146.0-147.0	0.00	24.93	0.00	99.99
100.0-101.0	0.00	24.93	0.00	99.99	147.0-148.0	0.00	24.93	0.00	99.99
101.0-102.0	0.00	24.93	0.00	99.99	148.0-149.0	0.00	24.93	0.00	99.99
102.0-103.0	0.00	24.93	0.00	99.99	149.0-150.0	0.00	24.93	0.00	99.99
103.0-104.0	0.00	24.93	0.00	99.99	150.0-151.0	0.00	24.93	0.00	99.99
104.0-105.0	0.00	24.93	0.00	99.99	151.0-152.0	0.00	24.93	0.00	99.99
105.0-106.0	0.00	24.93	0.00	99.99	152.0-153.0	0.00	24.93	0.00	99.99
106.0-107.0	0.00	24.93	0.00	99.99	153.0-154.0	0.00	24.93	0.00	99.99
107.0-108.0	0.00	24.93	0.00	99.99	154.0-155.0	0.00	24.93	0.00	99.99
108.0-109.0	0.00	24.93	0.00	99.99	155.0-156.0	0.00	24.93	0.00	99.99
109.0-110.0	0.00	24.93	0.00	99.99	156.0-157.0	0.00	24.93	0.00	99.99
110.0-111.0	0.00	24.93	0.00	99.99	157.0-158.0	0.00	24.93	0.00	99.99
111.0-112.0	0.00	24.93	0.00	99.99	158.0-159.0	0.00	24.93	0.00	99.99
112.0-113.0	0.00	24.93	0.00	99.99	159.0-160.0	0.00	24.93	0.00	99.99
113.0-114.0	0.00	24.93	0.00	99.99	160.0-161.0	0.00	24.93	0.00	99.99
114.0-115.0	0.00	24.93	0.00	99.99	161.0-162.0	0.00	24.93	0.00	99.99
115.0-116.0	0.00	24.93	0.00	99.99	162.0-163.0	0.00	24.93	0.00	99.99
116.0-117.0	0.00	24.93	0.00	99.99	163.0-164.0	0.00	24.93	0.00	99.99
117.0-118.0	0.00	24.93	0.00	99.99	164.0-165.0	0.00	24.93	0.00	99.99
118.0-119.0	0.00	24.93	0.00	99.99	165.0-166.0	0.00	24.93	0.00	99.99
119.0-120.0	0.00	24.93	0.00	99.99	166.0-167.0	0.00	24.93	0.00	99.99
120.0-121.0	0.00	24.93	0.00	99.99	167.0-168.0	0.00	24.93	0.00	99.99
121.0-122.0	0.00	24.93	0.00	99.99	168.0-169.0	0.00	24.93	0.00	99.99
122.0-123.0	0.00	24.93	0.00	99.99	169.0-170.0	0.00	24.93	0.00	99.99
123.0-124.0	0.00	24.93	0.00	99.99	170.0-171.0	0.00	24.93	0.00	99.99
124.0-125.0	0.00	24.93	0.00	99.99	171.0-172.0	0.00	24.93	0.00	99.99
125.0-126.0	0.00	24.93	0.00	99.99	172.0-173.0	0.00	24.93	0.00	99.99
126.0-127.0	0.00	24.93	0.00	99.99	173.0-174.0	0.00	24.93	0.00	99.99
127.0-128.0	0.00	24.93	0.00	99.99	174.0-175.0	0.00	24.93	0.00	99.99
128.0-129.0	0.00	24.93	0.00	99.99	175.0-176.0	0.00	24.93	0.00	99.99
129.0-130.0	0.00	24.93	0.00	99.99	176.0-177.0	0.00	24.93	0.00	99.99
130.0-131.0	0.00	24.93	0.00	99.99	177.0-178.0	0.00	24.93	0.00	99.99
131.0-132.0	0.00	24.93	0.00	99.99	178.0-179.0	0.00	24.93	0.00	99.99
132.0-133.0	0.00	24.93	0.00	99.99	179.0-180.0	0.00	24.93	0.00	99.99
133.0-134.0	0.00	24.93	0.00	99.99					
134.0-135.0	0.00	24.93	0.00	99.99					
135.0-136.0	0.00	24.93	0.00	99.99					
136.0-137.0	0.00	24.93	0.00	99.99					
137.0-138.0	0.00	24.93	0.00	99.99					
138.0-139.0	0.00	24.93	0.00	99.99					
139.0-140.0	0.00	24.93	0.00	99.99					
140.0-141.0	0.00	24.93	0.00	99.99					

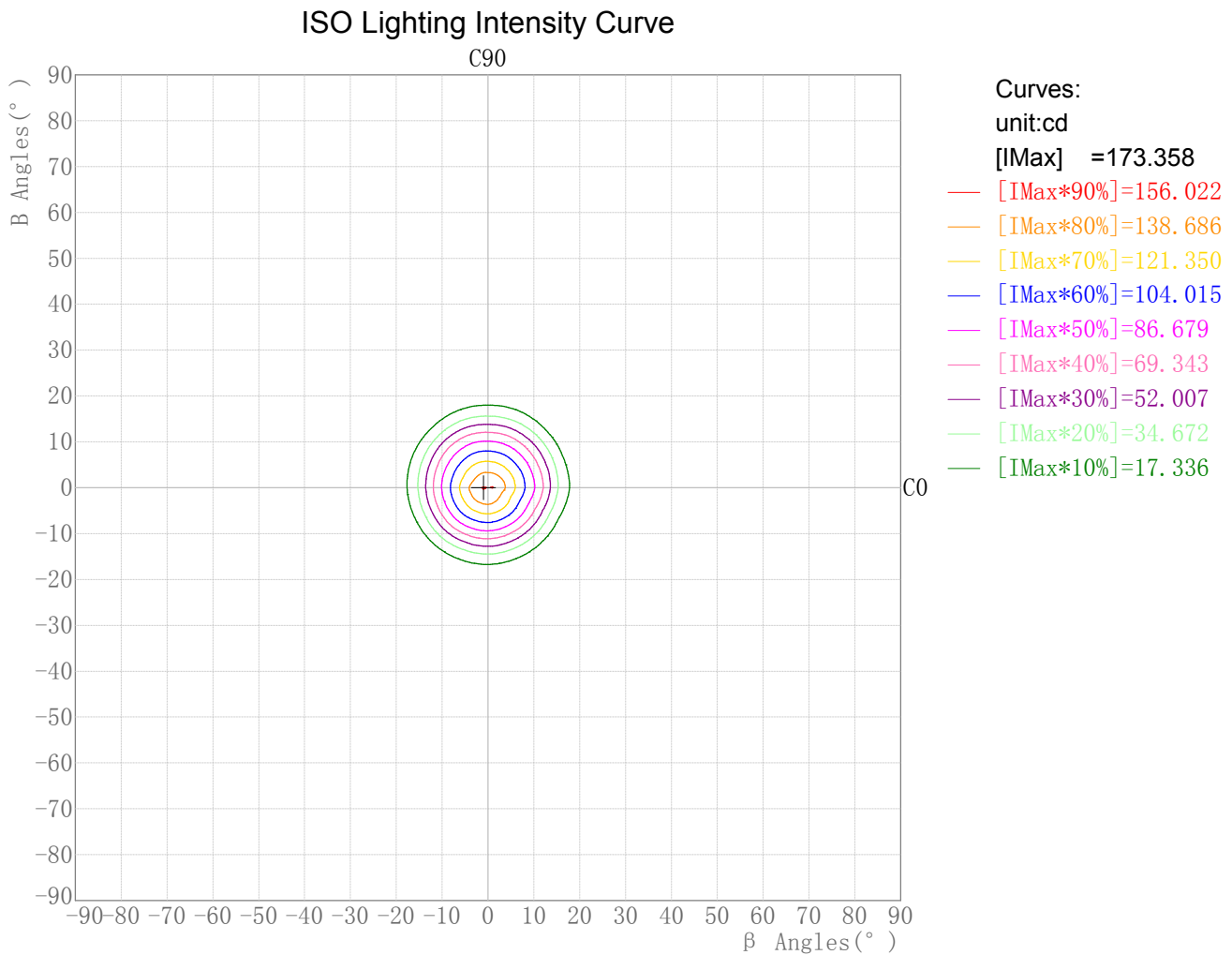
-
-
-

IES Indoor Report

Photometric Filename: AD21220-2W-B3535-3090-LDK-15D-KED-500mA.IES

Rectangle ISO Lighting Intensity Diagram

Lum. Name: AD21220	Lum. Catalog: Downlight	Test ID:
Lamp Name: B3535	Lamp Catalog: COB	Test Lab: Test
Manufacture:	Test Machine: GON-2000	Test Date: 2024/01/06



Maximum Light Intensity(cd): 173.36

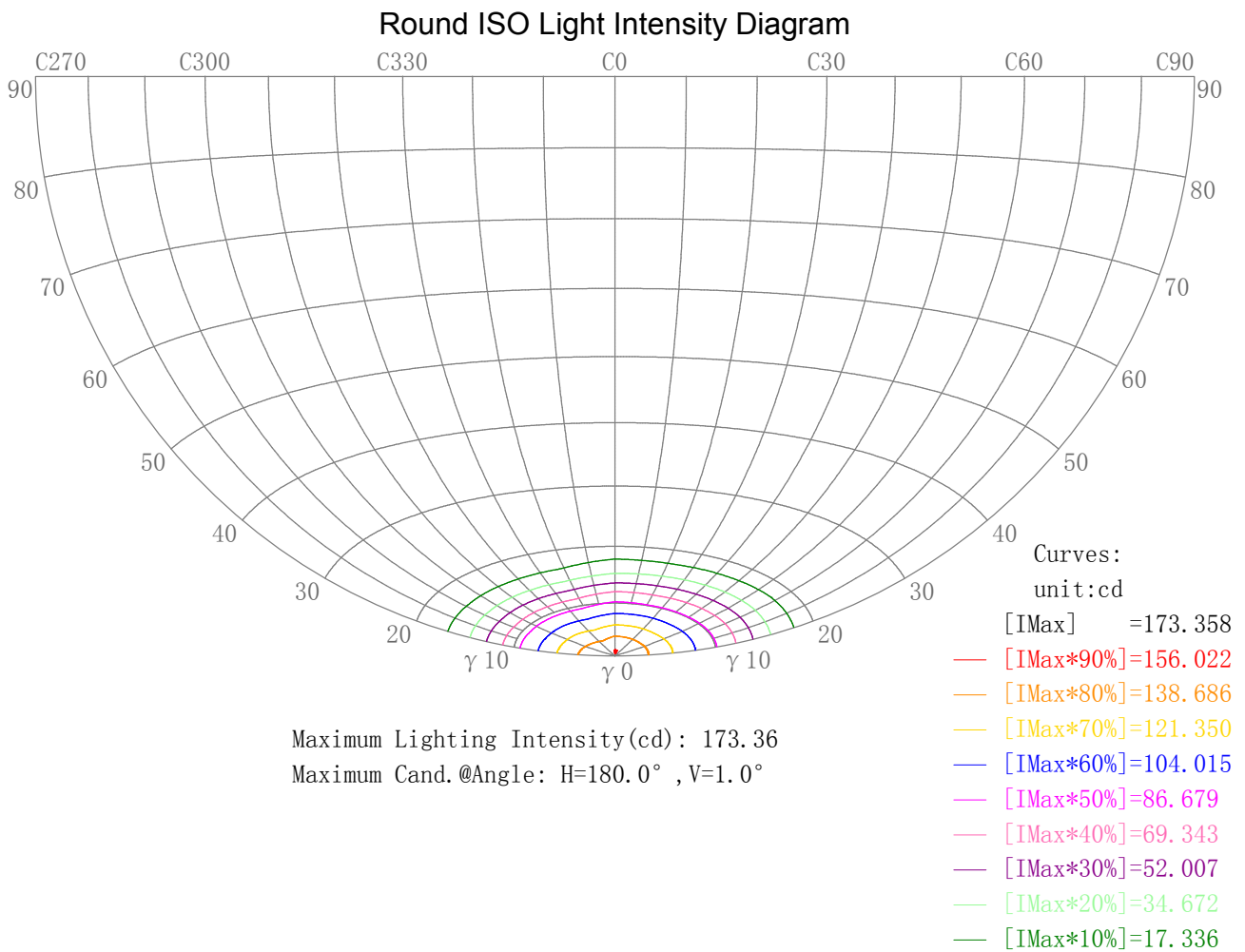
Maximum Cand.@Angle: H=-1.0°,V=0.0°

IES Indoor Report

Photometric Filename: AD21220-2W-B3535-3090-LDK-15D-KED-500mA.IES

Round ISO Lighting Intensity Diagram

Lum. Name: AD21220	Lum. Catalog: Downlight	Test ID:
Lamp Name: B3535	Lamp Catalog: COB	Test Lab: Test
Manufacture:	Test Machine: GON-2000	Test Date: 2024/01/06



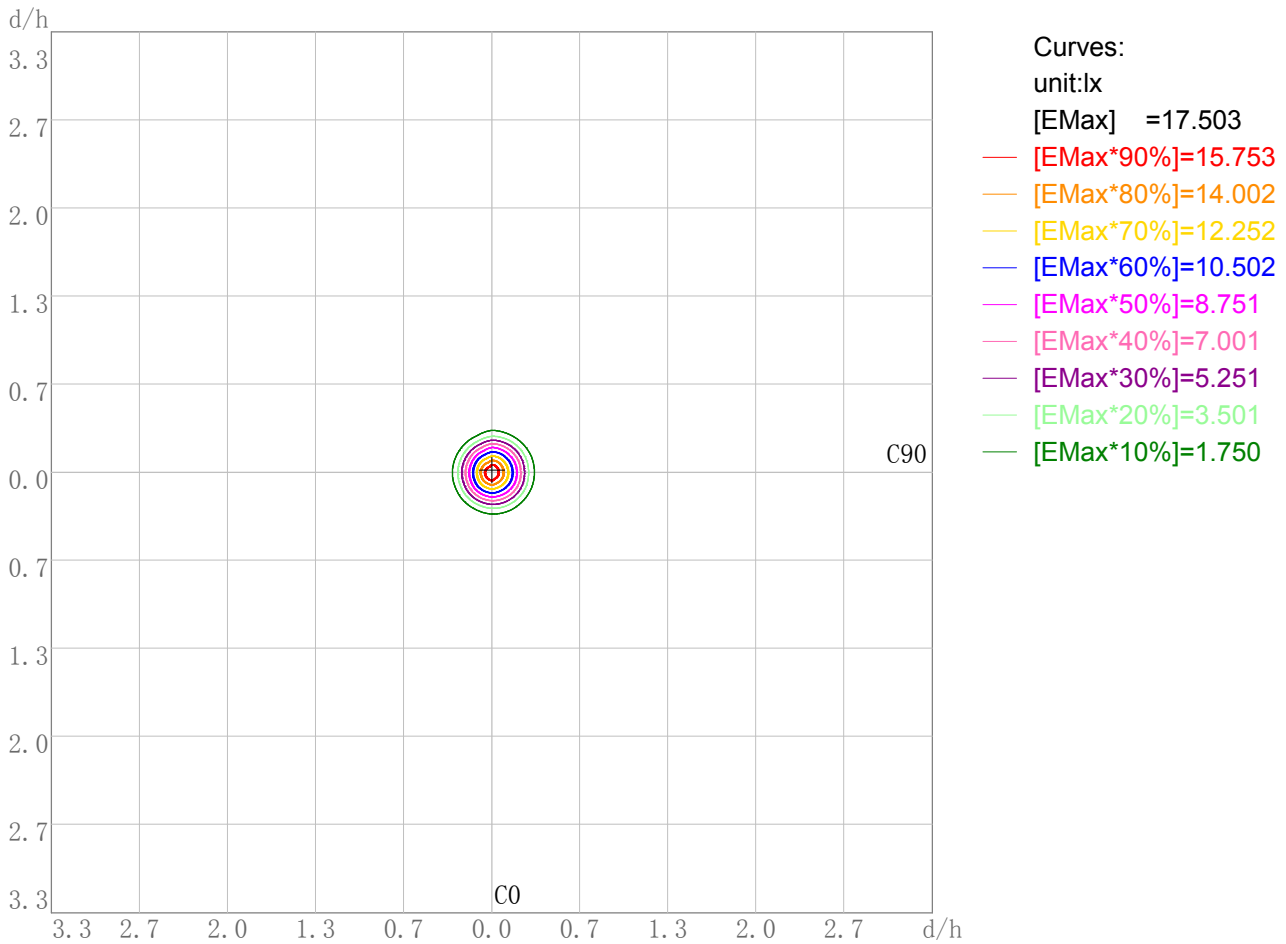
IES Indoor Report

Photometric Filename: AD21220-2W-B3535-3090-LDK-15D-KED-500mA.IES

Plane ISO-Illuminance Diagram

Lum. Name: AD21220	Lum. Catalog: Downlight	Test ID:
Lamp Name: B3535	Lamp Catalog: COB	Test Lab: Test
Manufacture:	Test Machine: GON-2000	Test Date: 2024/01/06

Plane ISO-Illuminance Curve



Working Plane Luminaire Mounting Height(m): 3.00

Working Plane Maximum Illuminance(lx): 17.50

Working Plane Maximum Illuminance Position(d/h): H0.0 V-0.0

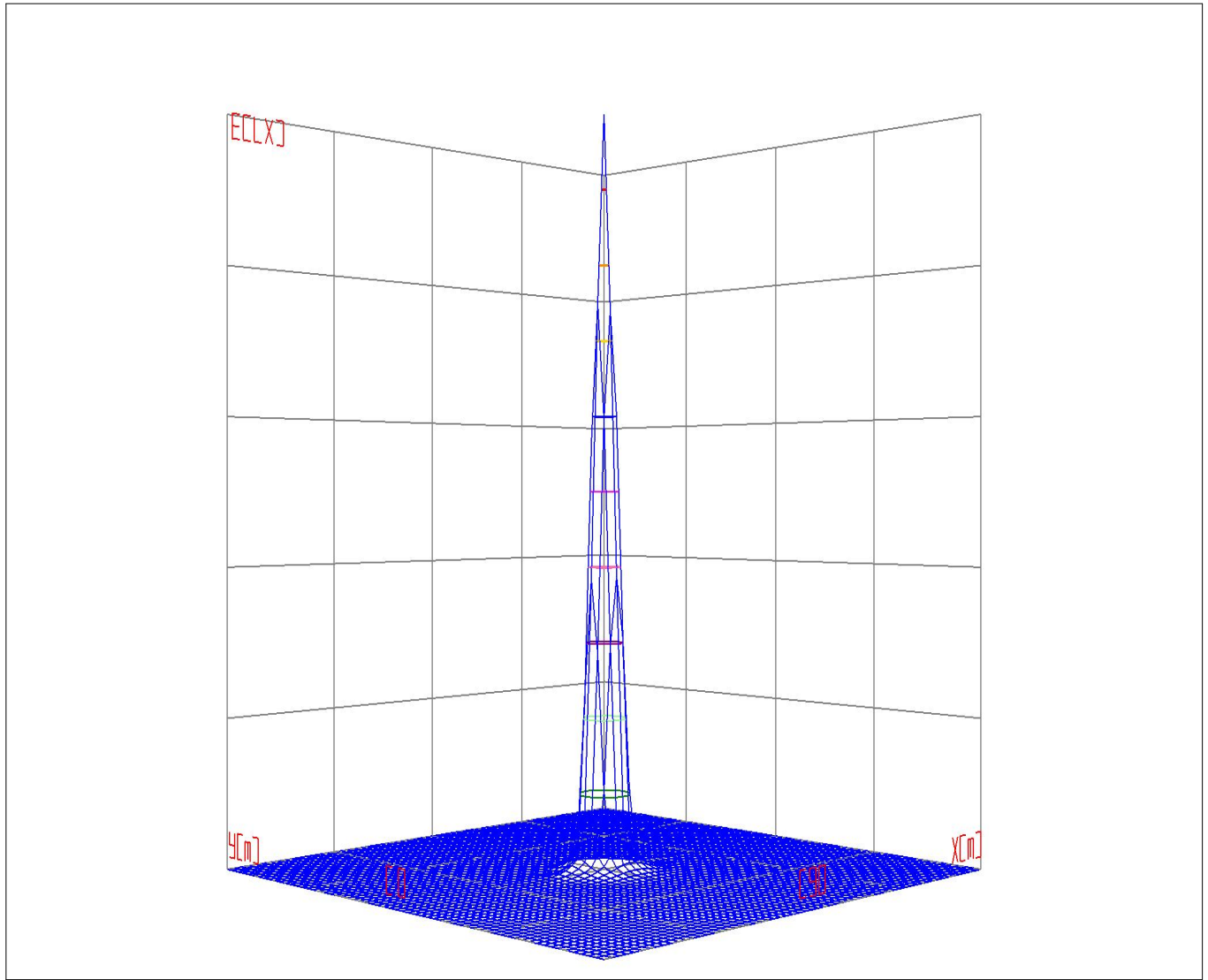
IES Indoor Report

Photometric Filename: AD21220-2W-B3535-3090-LDK-15D-KED-500mA.IES

3D Plane ISO Illuminance Diagram

Lum. Name: AD21220	Lum. Catalog: Downlight	Test ID:
Lamp Name: B3535	Lamp Catalog: COB	Test Lab: Test
Manufacture:	Test Machine: GON-2000	Test Date: 2024/01/06

3D Plane Illuminance Modal



Curves: 3D Model — 90% — 80% — 70% — 60% — 50% — 40% — 30% — 20% — 10% —
View Angles(deg): 0 Height(m): 3.0 Distance(m): 10.0

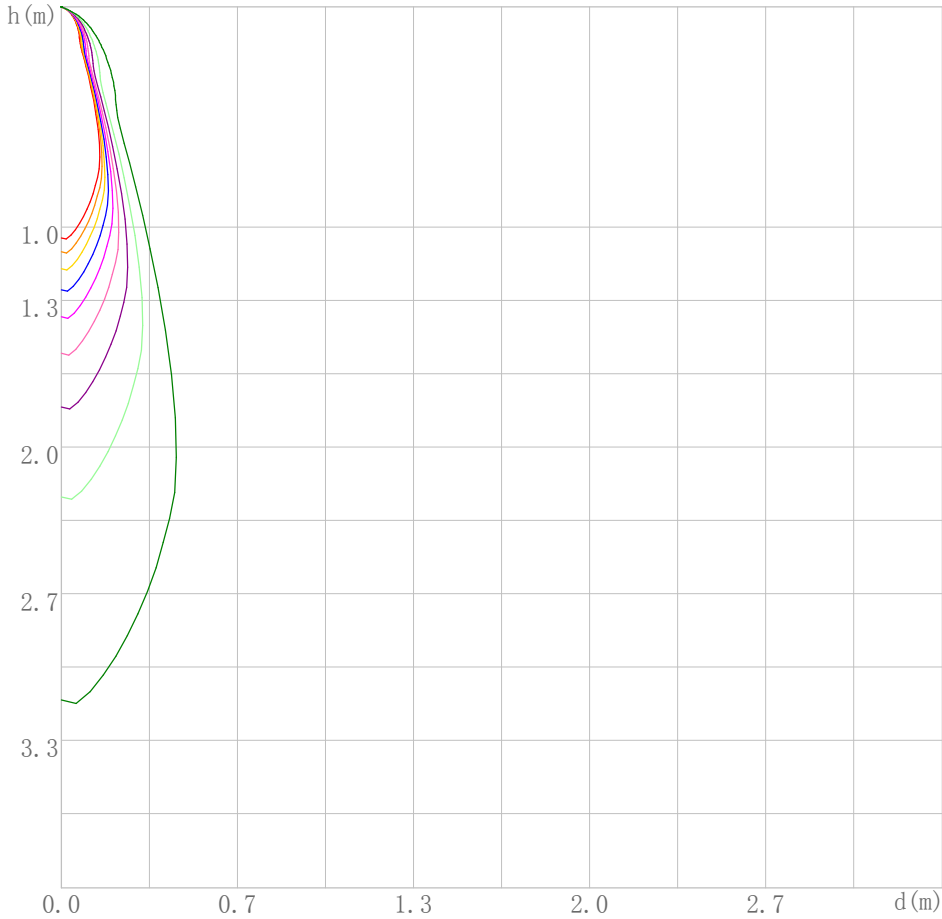
IES Indoor Report

Photometric Filename:AD21220-2W-B3535-3090-LDK-15D-KED-500mA.IES

Space ISO Illuminance Diagram

Lum. Name: AD21220	Lum. Catalog: Downlight	Test ID:
Lamp Name: B3535	Lamp Catalog: COB	Test Lab: Test
Manufacture:	Test Machine: GON-2000	Test Date: 2024/01/06

Space ISO Illuminance Curve



- Curves:
[Unit: lx]
[EMax] =172.447
- [EMax*90%]=155.203
 - [EMax*80%]=137.958
 - [EMax*70%]=120.713
 - [EMax*60%]=103.468
 - [EMax*50%]=86.224
 - [EMax*40%]=68.979
 - [EMax*30%]=51.734
 - [EMax*20%]=34.489
 - [EMax*10%]=17.245

Space Plane Maximum Illuminance and @Angle:172.45lx,1.0deg
Plane Maximum Lighting Intensity and @Angle:172.526cd,0deg

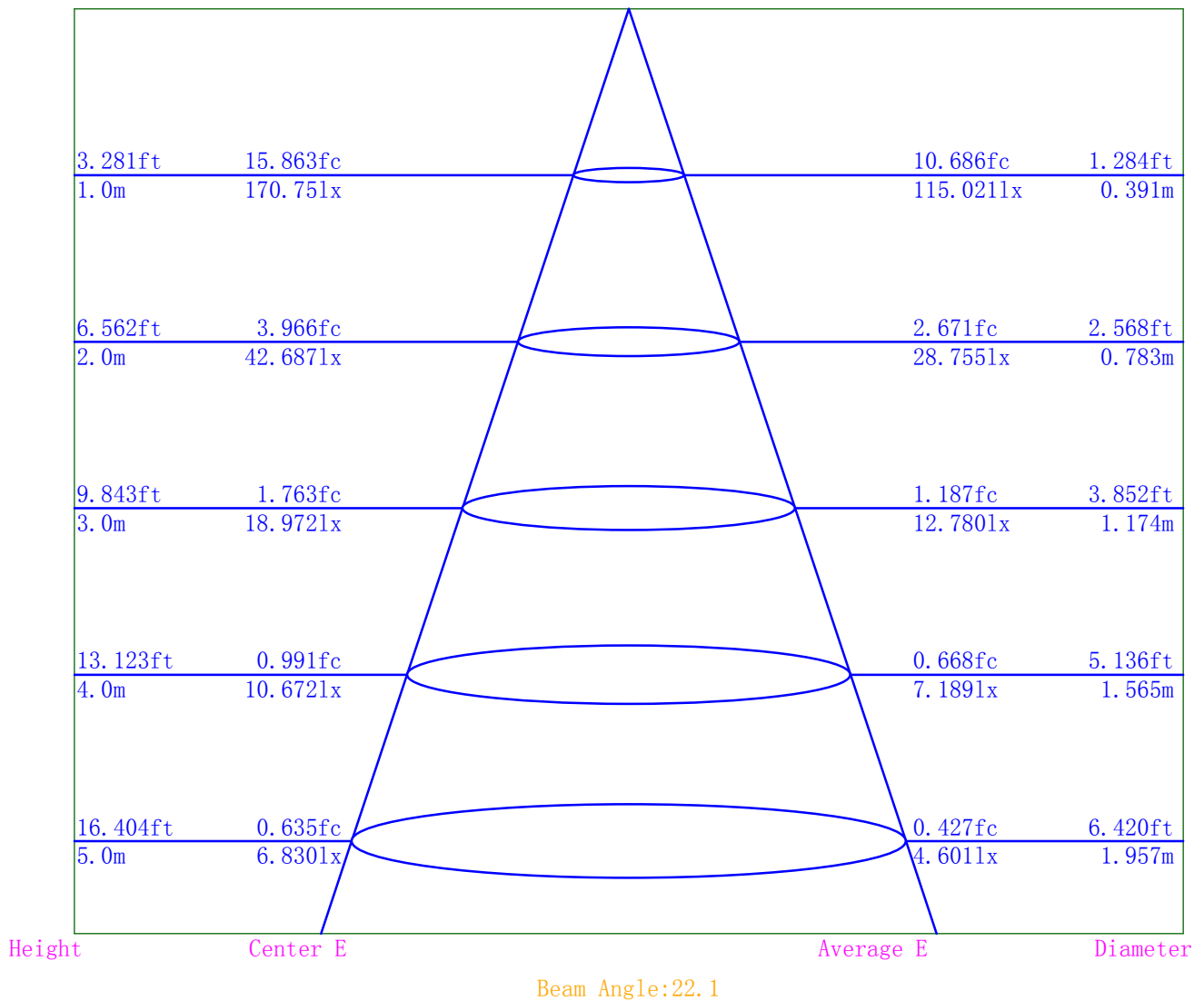
IES Indoor Report

Photometric Filename: AD21220-2W-B3535-3090-LDK-15D-KED-500mA.IES

Illuminance-Distance Diagram

Lum. Name: AD21220	Lum. Catalog: Downlight	Test ID:
Lamp Name: B3535	Lamp Catalog: COB	Test Lab: Test
Manufacture:	Test Machine: GON-2000	Test Date: 2024/01/06

Illuminance-Distance Curve



IES Indoor Report

Photometric Filename:AD21220-2W-B3535-3090-LDK-15D-KED-500mA.IES

Indoor Luminance Limiting Curves

Lum. Name: AD21220	Lum. Catalog: Downlight	Test ID:
Lamp Name: B3535	Lamp Catalog: COB	Test Lab: Test
Manufacture:	Test Machine:GON-2000	Test Date: 2024/01/06

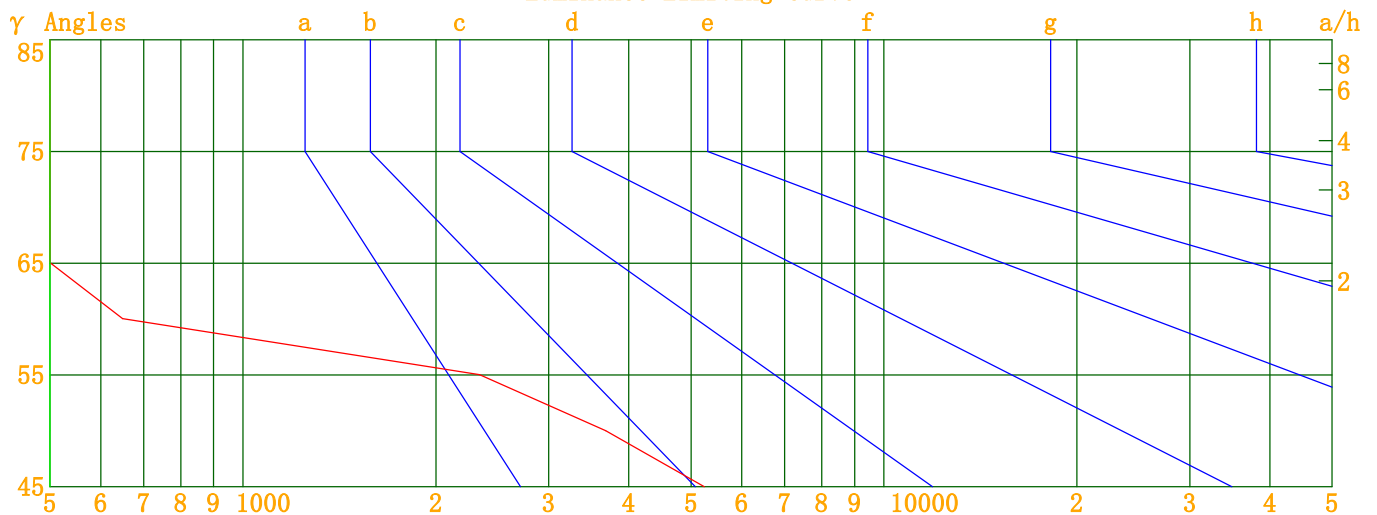
Glare Grade Table

GI	Quality	Using Illuminance							
		a	b	c	d	e	f	g	h
1.15	A	2000	1000	500	<=300				
1.5	B		2000	1000	500	<=300			
1.85	C			2000	1000	500	<=300		
2.2	D				2000	1000	500	<=300	
2.55	E	a				2000	1000	500	<=300
			b	c	d	e	f	g	h

Luminance Table

Gama(deg)	45	50	55	60	65	70	75	80	85
C0	5243	3679	2340	649	0	0	0	0	0
C90	0	0	0	0	0	0	0	0	0

Luminance Limiting Curve



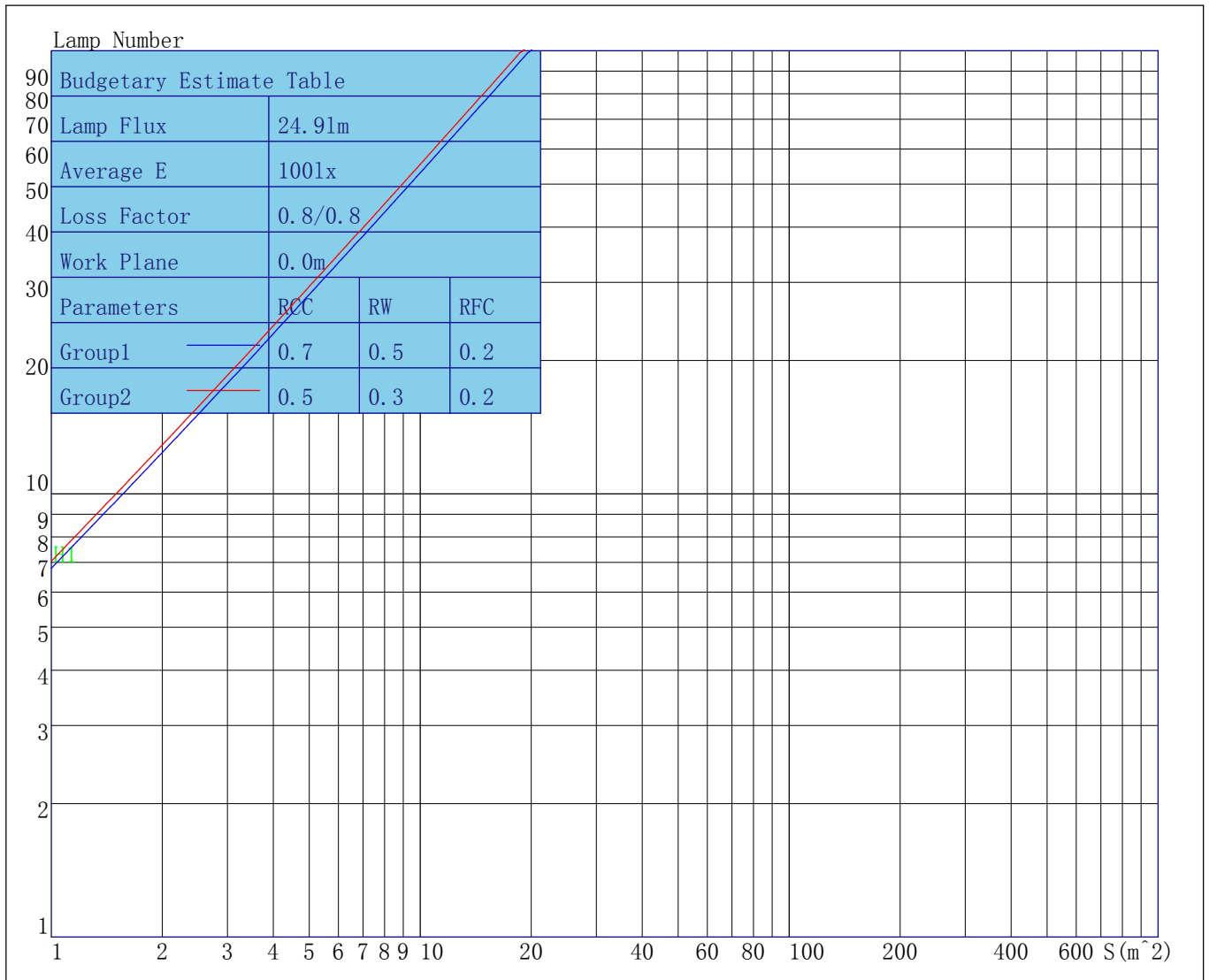
Luminous Size: Length(m)=-0.017 Width(m)=-0.017 Height(m)=0.000 Area(m^2)=0.000227
 Luminous Type: Without Luminous Side
 Luminous Curves: C0-C180 Color: — C90-C270 Color: —

IES Indoor Report

Photometric Filename: AD21220-2W-B3535-3090-LDK-15D-KED-500mA.IES

Indoor Budgetary Estimate Table

Lum. Name: AD21220	Lum. Catalog: Downlight	Test ID:
Lamp Name: B3535	Lamp Catalog: COB	Test Lab: Test
Manufacture:	Test Machine: GON-2000	Test Date: 2024/01/06



Parameters1: Rhocc = 0.7 Rhow = 0.5 Rhofc = 0.2 LLF = 0.8
 Parameters2: Rhocc = 0.5 Rhow = 0.3 Rhofc = 0.2 LLF = 0.8
 Average Illuminance(lx): 100 Cavity Height: H1(m) = 2

-
-
-

IES Indoor Report

Photometric Filename: AD21220-2W-B3535-3090-LDK-15D-KED-500mA.IES

Indoor Coefficient of Utilization Table

Lum. Name: AD21220	Lum. Catalog: Downlight	Test ID:
Lamp Name: B3535	Lamp Catalog: COB	Test Lab: Test
Manufacture:	Test Machine: GON-2000	Test Date: 2024/01/06

Coefficients of Utilization - Zonal Cavity Method																		
Coef.	Effective Floor Cavity Reflectance RFC=0.20																	
RhoCC (%)	80				70				50			30			10			0
RhoW (%)	70	50	30	10	70	50	30	10	50	30	10	50	30	10	50	30	10	0
RCR	Coefficient of Utilization (%)																	
0	119	119	119	119	116	116	116	116	111	111	111	106	106	106	102	102	102	100
1	116	114	112	110	113	111	110	109	108	106	105	104	103	102	101	100	99	98
2	112	109	106	104	110	107	105	103	104	102	101	102	100	99	99	98	97	95
3	109	105	102	100	108	104	101	99	102	99	97	99	97	96	97	96	94	93
4	107	102	98	96	105	101	98	95	99	96	94	97	95	93	96	94	92	91
5	104	99	95	93	103	98	95	92	97	94	92	95	93	91	94	92	90	89
6	102	96	93	90	101	96	92	90	94	91	89	93	91	89	92	90	88	87
7	99	94	90	88	98	93	90	88	92	89	87	91	89	87	90	88	86	86
8	97	92	88	86	97	91	88	86	90	87	85	90	87	85	89	87	85	84
9	95	90	86	84	95	89	86	84	89	86	84	88	85	83	87	85	83	82
10	94	88	85	82	93	88	84	82	87	84	82	86	84	82	86	83	82	81

-
-
-

IES Indoor Report

Photometric Filename:AD21220-2W-B3535-3090-LDK-15D-KED-500mA.IES

Unified Glare Rating Table

Lum. Name: AD21220	Lum. Catalog: Downlight	Test ID:
Lamp Name: B3535	Lamp Catalog: COB	Test Lab: Test
Manufacture:	Test Machine:GON-2000	Test Date: 2024/01/06

Unified Glare Rating Table

Ceiling RCC	0.70	0.70	0.50	0.50	0.30	0.70	0.70	0.50	0.50	0.30	
Wall RW	0.50	0.30	0.50	0.30	0.30	0.50	0.30	0.50	0.30	0.30	
Floor RFC	0.20	0.20	0.20	0.20	0.20	0.20	0.20	0.20	0.20	0.20	
Room Size	Vewed crosswise					Vewed endwise					
X=2H	Y=2H	4.8	5.7	5.2	6.0	6.3	1.6	2.5	2.0	2.8	3.1
	Y=3H	4.6	5.4	5.0	5.7	6.1	1.4	2.1	1.8	2.5	2.8
	Y=4H	4.5	5.2	4.9	5.6	6.0	1.3	2.0	1.7	2.3	2.7
	Y=6H	4.4	5.0	4.8	5.4	5.8	1.1	1.8	1.6	2.2	2.6
	Y=8H	4.3	4.9	4.7	5.3	5.7	1.1	1.7	1.5	2.1	2.5
	Y=12H	4.2	4.8	4.7	5.2	5.6	1.0	1.6	1.4	2.0	2.4
X=4H	Y=2H	4.5	5.2	4.9	5.6	6.0	1.3	2.0	1.7	2.3	2.7
	Y=3H	4.3	4.8	4.7	5.3	5.7	1.0	1.6	1.4	2.0	2.4
	Y=4H	4.1	4.6	4.6	5.1	5.5	0.9	1.4	1.3	1.8	2.3
	Y=6H	4.0	4.4	4.5	4.9	5.4	0.8	1.2	1.2	1.7	2.1
	Y=8H	3.9	4.3	4.4	4.8	5.3	0.7	1.1	1.2	1.6	2.0
	Y=12H	3.9	4.2	4.4	4.7	5.2	0.6	1.0	1.1	1.5	1.9
X=8H	Y=4H	3.9	4.3	4.4	4.8	5.3	0.7	1.1	1.2	1.6	2.0
	Y=6H	3.8	4.1	4.3	4.6	5.1	0.6	0.9	1.1	1.4	1.9
	Y=8H	3.7	4.0	4.3	4.5	5.0	0.5	0.8	1.0	1.3	1.8
	Y=12H	3.7	3.9	4.2	4.4	5.0	0.4	0.7	0.9	1.2	1.7
X=12H	Y=4H	3.9	4.2	4.4	4.7	5.2	0.6	1.0	1.1	1.5	1.9
	Y=6H	3.7	4.0	4.3	4.5	5.0	0.5	0.8	1.0	1.2	1.8
	Y=8H	3.7	3.9	4.2	4.4	5.0	0.4	0.7	0.9	1.2	1.7
Variations with the objverer position at spacings											
S=1.0H	0.0/0.0					0.0/0.0					
S=1.5H	0.0/0.0					0.0/0.0					
S=2.0H	0.0/0.0					0.0/0.0					
Reduced UGR Table:											
Nordic Standard Table:	BKO					BKO					
Correction Value	0.0					0.0					

o the CIE Pub. 117, data has been corrected, refers to the lamp's lumens 8.2flm.

-
-
-

IES Indoor Report

Photometric Filename:AD21220-2W-B3535-3090-LDK-15D-KED-500mA.IES

Candela Tabulation

V/H	C0.0	C22.5	C45.0	C67.5	C90.0	C112.5	C135.0	C157.5	C180.0	C202.5	C225.0	C247.5
γ 0.0	170.75	170.75	170.75	170.75	170.75	170.75	170.75	170.75	170.75	170.75	170.75	170.75
γ 1.0	172.53	170.62	169.59	168.57	167.85	168.29	167.56	167.80	173.36	171.16	170.13	168.84
γ 2.0	167.00	165.26	163.53	162.54	162.07	163.19	162.47	163.53	169.03	167.01	166.21	164.92
γ 3.0	159.30	158.07	156.09	155.36	154.78	155.86	155.69	156.50	162.23	160.35	159.56	157.93
γ 4.0	151.06	150.14	148.56	147.65	147.19	148.16	148.23	148.98	153.79	151.90	151.40	149.72
γ 5.0	142.13	141.55	139.96	139.61	139.33	140.30	140.38	140.78	144.73	142.59	142.23	140.76
γ 6.0	133.08	132.64	131.22	131.47	131.27	132.39	132.31	132.21	135.47	133.27	132.68	130.99
γ 7.0	124.24	123.89	122.66	123.03	123.00	123.92	123.75	123.62	126.14	124.09	123.31	120.91
γ 8.0	115.22	114.98	114.01	114.31	114.43	115.32	114.92	114.65	116.40	114.70	113.70	110.85
γ 9.0	105.78	105.78	105.18	105.55	105.71	106.73	105.99	105.51	106.51	104.82	103.70	100.52
γ 10.0	97.40	96.32	96.23	96.61	96.68	97.95	97.21	96.26	96.72	94.59	93.16	89.83
γ 11.0	88.62	86.44	86.75	87.36	87.16	88.76	88.14	86.54	86.41	83.96	82.28	78.78
γ 12.0	77.11	75.84	76.42	77.33	76.97	78.71	78.17	76.11	75.51	72.63	70.84	67.13
γ 13.0	64.93	64.61	65.50	66.67	66.09	68.02	67.34	65.26	63.98	60.77	59.03	55.20
γ 14.0	52.67	53.16	54.25	55.47	54.87	56.75	55.91	54.00	52.25	48.89	47.27	43.60
γ 15.0	41.27	42.12	43.27	44.48	44.00	45.60	44.51	42.94	40.93	37.63	36.03	32.95
γ 16.0	31.54	32.07	33.25	34.56	34.17	35.33	34.05	32.87	30.92	27.82	26.30	24.08
γ 17.0	23.79	23.48	24.45	25.99	25.79	26.39	25.03	24.46	22.95	20.19	18.79	17.41
γ 18.0	17.96	16.78	17.31	19.07	19.04	19.05	17.80	17.84	16.98	14.71	13.37	12.70
γ 19.0	13.63	12.00	12.15	13.75	13.84	13.51	12.55	12.92	12.36	10.70	9.69	9.40
γ 20.0	10.40	8.80	8.79	9.77	9.85	9.54	9.20	9.49	8.81	7.74	7.27	7.01
γ 21.0	8.11	6.67	6.60	7.01	6.94	6.97	6.97	7.12	6.22	5.68	5.55	5.37
γ 22.0	6.55	5.21	5.09	5.24	5.09	5.28	5.45	5.54	4.50	4.26	4.26	4.19
γ 23.0	5.60	4.21	4.08	4.10	4.02	4.16	4.41	4.48	3.43	3.27	3.32	3.32
γ 24.0	5.00	3.59	3.45	3.43	3.36	3.53	3.76	3.86	2.80	2.65	2.72	2.73
γ 25.0	4.57	3.20	3.04	2.99	2.93	3.12	3.32	3.40	2.34	2.24	2.32	2.32
γ 26.0	4.21	2.89	2.71	2.64	2.60	2.79	2.98	3.08	2.03	1.92	1.97	1.98
γ 27.0	3.91	2.60	2.44	2.37	2.32	2.51	2.71	2.77	1.75	1.64	1.69	1.71
γ 28.0	3.62	2.35	2.22	2.14	2.10	2.26	2.43	2.51	1.55	1.41	1.46	1.47
γ 29.0	3.32	2.14	1.97	1.92	1.91	2.05	2.16	2.24	1.31	1.18	1.22	1.24
γ 30.0	3.10	1.95	1.79	1.75	1.72	1.86	1.96	2.03	1.11	0.97	1.01	1.03
γ 31.0	2.82	1.75	1.60	1.56	1.55	1.65	1.80	1.83	0.93	0.79	0.83	0.84
γ 32.0	2.59	1.55	1.43	1.40	1.38	1.46	1.59	1.63	0.76	0.61	0.66	0.63
γ 33.0	2.42	1.37	1.25	1.21	1.19	1.28	1.37	1.43	0.59	0.44	0.46	0.43
γ 34.0	2.17	1.20	1.08	1.06	1.03	1.12	1.20	1.26	0.42	0.26	0.29	0.24
γ 35.0	1.98	1.04	0.95	0.92	0.89	0.97	1.04	1.10	0.26	0.11	0.10	0.08
γ 36.0	1.81	0.90	0.80	0.78	0.77	0.81	0.88	0.92	0.12	0.00	0.00	0.00
γ 37.0	1.68	0.76	0.68	0.65	0.66	0.67	0.75	0.78	0.00	0.00	0.00	0.00
γ 38.0	1.55	0.63	0.59	0.53	0.54	0.57	0.59	0.63	0.00	0.00	0.00	0.00
γ 39.0	1.40	0.52	0.48	0.43	0.43	0.46	0.47	0.50	0.00	0.00	0.00	0.00
γ 40.0	1.28	0.44	0.37	0.34	0.32	0.38	0.40	0.40	0.00	0.00	0.00	0.00
γ 41.0	1.20	0.34	0.27	0.28	0.22	0.29	0.32	0.29	0.00	0.00	0.00	0.00
γ 42.0	1.09	0.23	0.19	0.19	0.15	0.20	0.22	0.21	0.00	0.00	0.00	0.00
γ 43.0	1.02	0.19	0.10	0.11	0.09	0.11	0.12	0.17	0.00	0.00	0.00	0.00
γ 44.0	0.92	0.18	0.04	0.04	0.02	0.04	0.07	0.08	0.00	0.00	0.00	0.00
γ 45.0	0.84	0.15	0.00	0.00	0.00	0.00	0.01	0.00	0.00	0.00	0.00	0.00
γ 46.0	0.75	0.09	0.00	0.00	0.00	0.00	0.00	0.00	0.00	0.00	0.00	0.00

-
-
-

IES Indoor Report

Photometric Filename:AD21220-2W-B3535-3090-LDK-15D-KED-500mA.IES

Candela Tabulation - (Cont.)

V/H	C0.0	C22.5	C45.0	C67.5	C90.0	C112.5	C135.0	C157.5	C180.0	C202.5	C225.0	C247.5
γ 47.0	0.68	0.03	0.00	0.00	0.00	0.00	0.00	0.00	0.00	0.00	0.00	0.00
γ 48.0	0.62	0.00	0.00	0.00	0.00	0.00	0.00	0.00	0.00	0.00	0.00	0.00
γ 49.0	0.59	0.00	0.00	0.00	0.00	0.00	0.00	0.00	0.00	0.00	0.00	0.00
γ 50.0	0.54	0.00	0.00	0.00	0.00	0.00	0.00	0.00	0.00	0.00	0.00	0.00
γ 51.0	0.46	0.00	0.00	0.00	0.00	0.00	0.00	0.00	0.00	0.00	0.00	0.00
γ 52.0	0.41	0.00	0.00	0.00	0.00	0.00	0.00	0.00	0.00	0.00	0.00	0.00
γ 53.0	0.36	0.00	0.00	0.00	0.00	0.00	0.00	0.00	0.00	0.00	0.00	0.00
γ 54.0	0.32	0.00	0.00	0.00	0.00	0.00	0.00	0.00	0.00	0.00	0.00	0.00
γ 55.0	0.30	0.00	0.00	0.00	0.00	0.00	0.00	0.00	0.00	0.00	0.00	0.00
γ 56.0	0.27	0.00	0.00	0.00	0.00	0.00	0.00	0.00	0.00	0.00	0.00	0.00
γ 57.0	0.22	0.00	0.00	0.00	0.00	0.00	0.00	0.00	0.00	0.00	0.00	0.00
γ 58.0	0.19	0.00	0.00	0.00	0.00	0.00	0.00	0.00	0.00	0.00	0.00	0.00
γ 59.0	0.14	0.00	0.00	0.00	0.00	0.00	0.00	0.00	0.00	0.00	0.00	0.00
γ 60.0	0.07	0.00	0.00	0.00	0.00	0.00	0.00	0.00	0.00	0.00	0.00	0.00
γ 61.0	0.05	0.00	0.00	0.00	0.00	0.00	0.00	0.00	0.00	0.00	0.00	0.00
γ 62.0	0.03	0.00	0.00	0.00	0.00	0.00	0.00	0.00	0.00	0.00	0.00	0.00
γ 63.0	0.02	0.00	0.00	0.00	0.00	0.00	0.00	0.00	0.00	0.00	0.00	0.00
γ 64.0	0.00	0.00	0.00	0.00	0.00	0.00	0.00	0.00	0.00	0.00	0.00	0.00
γ 65.0	0.00	0.00	0.00	0.00	0.00	0.00	0.00	0.00	0.00	0.00	0.00	0.00
γ 66.0	0.00	0.00	0.00	0.00	0.00	0.00	0.00	0.00	0.00	0.00	0.00	0.00
γ 67.0	0.00	0.00	0.00	0.00	0.00	0.00	0.00	0.00	0.00	0.00	0.00	0.00
γ 68.0	0.00	0.00	0.00	0.00	0.00	0.00	0.00	0.00	0.00	0.00	0.00	0.00
γ 69.0	0.00	0.00	0.00	0.00	0.00	0.00	0.00	0.00	0.00	0.00	0.00	0.00
γ 70.0	0.00	0.00	0.00	0.00	0.00	0.00	0.00	0.00	0.00	0.00	0.00	0.00
γ 71.0	0.00	0.00	0.00	0.00	0.00	0.00	0.00	0.00	0.00	0.00	0.00	0.00
γ 72.0	0.00	0.00	0.00	0.00	0.00	0.00	0.00	0.00	0.00	0.00	0.00	0.00
γ 73.0	0.00	0.00	0.00	0.00	0.00	0.00	0.00	0.00	0.00	0.00	0.00	0.00
γ 74.0	0.00	0.00	0.00	0.00	0.00	0.00	0.00	0.00	0.00	0.00	0.00	0.00
γ 75.0	0.00	0.00	0.00	0.00	0.00	0.00	0.00	0.00	0.00	0.00	0.00	0.00
γ 76.0	0.00	0.00	0.00	0.00	0.00	0.00	0.00	0.00	0.00	0.00	0.00	0.00
γ 77.0	0.00	0.00	0.00	0.00	0.00	0.00	0.00	0.00	0.00	0.00	0.00	0.00
γ 78.0	0.00	0.00	0.00	0.00	0.00	0.00	0.00	0.00	0.00	0.00	0.00	0.00
γ 79.0	0.00	0.00	0.00	0.00	0.00	0.00	0.00	0.00	0.00	0.00	0.00	0.00
γ 80.0	0.00	0.00	0.00	0.00	0.00	0.00	0.00	0.00	0.00	0.00	0.00	0.00
γ 81.0	0.00	0.00	0.00	0.00	0.00	0.00	0.00	0.00	0.00	0.00	0.00	0.00
γ 82.0	0.00	0.00	0.00	0.00	0.00	0.00	0.00	0.00	0.00	0.00	0.00	0.00
γ 83.0	0.00	0.00	0.00	0.00	0.00	0.00	0.00	0.00	0.00	0.00	0.00	0.00
γ 84.0	0.00	0.00	0.00	0.00	0.00	0.00	0.00	0.00	0.00	0.00	0.00	0.00
γ 85.0	0.00	0.00	0.00	0.00	0.00	0.00	0.00	0.00	0.00	0.00	0.00	0.00
γ 86.0	0.00	0.00	0.00	0.00	0.00	0.00	0.00	0.00	0.00	0.00	0.00	0.00
γ 87.0	0.00	0.00	0.00	0.00	0.00	0.00	0.00	0.00	0.00	0.00	0.00	0.00
γ 88.0	0.00	0.00	0.00	0.00	0.00	0.00	0.00	0.00	0.00	0.00	0.00	0.00
γ 89.0	0.00	0.00	0.00	0.00	0.00	0.00	0.00	0.00	0.00	0.00	0.00	0.00
γ 90.0	0.00	0.00	0.00	0.00	0.00	0.00	0.00	0.00	0.00	0.00	0.00	0.00
γ 91.0	0.00	0.00	0.00	0.00	0.00	0.00	0.00	0.00	0.00	0.00	0.00	0.00
γ 92.0	0.00	0.00	0.00	0.00	0.00	0.00	0.00	0.00	0.00	0.00	0.00	0.00
γ 93.0	0.00	0.00	0.00	0.00	0.00	0.00	0.00	0.00	0.00	0.00	0.00	0.00

-
-
-

IES Indoor Report

Photometric Filename:AD21220-2W-B3535-3090-LDK-15D-KED-500mA.IES

Candela Tabulation - (Cont.)

V/H	C0.0	C22.5	C45.0	C67.5	C90.0	C112.5	C135.0	C157.5	C180.0	C202.5	C225.0	C247.5
γ 141.0	0.00	0.00	0.00	0.00	0.00	0.00	0.00	0.00	0.00	0.00	0.00	0.00
γ 142.0	0.00	0.00	0.00	0.00	0.00	0.00	0.00	0.00	0.00	0.00	0.00	0.00
γ 143.0	0.00	0.00	0.00	0.00	0.00	0.00	0.00	0.00	0.00	0.00	0.00	0.00
γ 144.0	0.00	0.00	0.00	0.00	0.00	0.00	0.00	0.00	0.00	0.00	0.00	0.00
γ 145.0	0.00	0.00	0.00	0.00	0.00	0.00	0.00	0.00	0.00	0.00	0.00	0.00
γ 146.0	0.00	0.00	0.00	0.00	0.00	0.00	0.00	0.00	0.00	0.00	0.00	0.00
γ 147.0	0.00	0.00	0.00	0.00	0.00	0.00	0.00	0.00	0.00	0.00	0.00	0.00
γ 148.0	0.00	0.00	0.00	0.00	0.00	0.00	0.00	0.00	0.00	0.00	0.00	0.00
γ 149.0	0.00	0.00	0.00	0.00	0.00	0.00	0.00	0.00	0.00	0.00	0.00	0.00
γ 150.0	0.00	0.00	0.00	0.00	0.00	0.00	0.00	0.00	0.00	0.00	0.00	0.00
γ 151.0	0.00	0.00	0.00	0.00	0.00	0.00	0.00	0.00	0.00	0.00	0.00	0.00
γ 152.0	0.00	0.00	0.00	0.00	0.00	0.00	0.00	0.00	0.00	0.00	0.00	0.00
γ 153.0	0.00	0.00	0.00	0.00	0.00	0.00	0.00	0.00	0.00	0.00	0.00	0.00
γ 154.0	0.00	0.00	0.00	0.00	0.00	0.00	0.00	0.00	0.00	0.00	0.00	0.00
γ 155.0	0.00	0.00	0.00	0.00	0.00	0.00	0.00	0.00	0.00	0.00	0.00	0.00
γ 156.0	0.00	0.00	0.00	0.00	0.00	0.00	0.00	0.00	0.00	0.00	0.00	0.00
γ 157.0	0.00	0.00	0.00	0.00	0.00	0.00	0.00	0.00	0.00	0.00	0.00	0.00
γ 158.0	0.00	0.00	0.00	0.00	0.00	0.00	0.00	0.00	0.00	0.00	0.00	0.00
γ 159.0	0.00	0.00	0.00	0.00	0.00	0.00	0.00	0.00	0.00	0.00	0.00	0.00
γ 160.0	0.00	0.00	0.00	0.00	0.00	0.00	0.00	0.00	0.00	0.00	0.00	0.00
γ 161.0	0.00	0.00	0.00	0.00	0.00	0.00	0.00	0.00	0.00	0.00	0.00	0.00
γ 162.0	0.00	0.00	0.00	0.00	0.00	0.00	0.00	0.00	0.00	0.00	0.00	0.00
γ 163.0	0.00	0.00	0.00	0.00	0.00	0.00	0.00	0.00	0.00	0.00	0.00	0.00
γ 164.0	0.00	0.00	0.00	0.00	0.00	0.00	0.00	0.00	0.00	0.00	0.00	0.00
γ 165.0	0.00	0.00	0.00	0.00	0.00	0.00	0.00	0.00	0.00	0.00	0.00	0.00
γ 166.0	0.00	0.00	0.00	0.00	0.00	0.00	0.00	0.00	0.00	0.00	0.00	0.00
γ 167.0	0.00	0.00	0.00	0.00	0.00	0.00	0.00	0.00	0.00	0.00	0.00	0.00
γ 168.0	0.00	0.00	0.00	0.00	0.00	0.00	0.00	0.00	0.00	0.00	0.00	0.00
γ 169.0	0.00	0.00	0.00	0.00	0.00	0.00	0.00	0.00	0.00	0.00	0.00	0.00
γ 170.0	0.00	0.00	0.00	0.00	0.00	0.00	0.00	0.00	0.00	0.00	0.00	0.00
γ 171.0	0.00	0.00	0.00	0.00	0.00	0.00	0.00	0.00	0.00	0.00	0.00	0.00
γ 172.0	0.00	0.00	0.00	0.00	0.00	0.00	0.00	0.00	0.00	0.00	0.00	0.00
γ 173.0	0.00	0.00	0.00	0.00	0.00	0.00	0.00	0.00	0.00	0.00	0.00	0.00
γ 174.0	0.00	0.00	0.00	0.00	0.00	0.00	0.00	0.00	0.00	0.00	0.00	0.00
γ 175.0	0.00	0.00	0.00	0.00	0.00	0.00	0.00	0.00	0.00	0.00	0.00	0.00
γ 176.0	0.00	0.00	0.00	0.00	0.00	0.00	0.00	0.00	0.00	0.00	0.00	0.00
γ 177.0	0.00	0.00	0.00	0.00	0.00	0.00	0.00	0.00	0.00	0.00	0.00	0.00
γ 178.0	0.00	0.00	0.00	0.00	0.00	0.00	0.00	0.00	0.00	0.00	0.00	0.00
γ 179.0	0.00	0.00	0.00	0.00	0.00	0.00	0.00	0.00	0.00	0.00	0.00	0.00
γ 180.0	0.00	0.00	0.00	0.00	0.00	0.00	0.00	0.00	0.00	0.00	0.00	0.00
V/H	C270.0	C292.5	C315.0	C337.5								
γ 0.0	170.75	170.75	170.75	170.75								
γ 1.0	168.48	167.80	167.37	166.83								
γ 2.0	164.58	163.48	162.34	161.58								
γ 3.0	158.03	156.42	154.74	153.74								
γ 4.0	149.87	148.03	146.79	145.01								
γ 5.0	140.68	139.04	138.38	136.38								

-
-
-

IES Indoor Report

Photometric Filename:AD21220-2W-B3535-3090-LDK-15D-KED-500mA.IES

Candela Tabulation - (Cont.)

V/H	C270. 0	C292. 5	C315. 0	C337. 5
γ 6. 0	130. 72	129. 40	129. 29	127. 72
γ 7. 0	120. 52	119. 29	119. 68	118. 84
γ 8. 0	110. 23	109. 06	109. 72	109. 52
γ 9. 0	99. 75	98. 56	99. 56	99. 96
γ 10. 0	89. 03	87. 85	89. 01	89. 96
γ 11. 0	77. 97	76. 81	78. 11	79. 38
γ 12. 0	66. 49	65. 39	66. 61	68. 03
γ 13. 0	54. 68	53. 64	54. 71	56. 15
γ 14. 0	43. 13	42. 21	42. 90	44. 35
γ 15. 0	32. 55	31. 76	32. 19	33. 39
γ 16. 0	23. 82	23. 03	23. 29	24. 20
γ 17. 0	17. 39	16. 35	16. 54	17. 54
γ 18. 0	12. 83	11. 72	11. 75	12. 77
γ 19. 0	9. 50	8. 53	8. 46	9. 26
γ 20. 0	7. 03	6. 45	6. 32	6. 64
γ 21. 0	5. 28	4. 96	4. 83	4. 78
γ 22. 0	4. 08	3. 91	3. 72	3. 52
γ 23. 0	3. 27	3. 11	2. 92	2. 69
γ 24. 0	2. 73	2. 60	2. 40	2. 20
γ 25. 0	2. 34	2. 23	2. 08	1. 86
γ 26. 0	2. 02	1. 95	1. 82	1. 61
γ 27. 0	1. 74	1. 68	1. 55	1. 37
γ 28. 0	1. 47	1. 44	1. 31	1. 12
γ 29. 0	1. 24	1. 21	1. 10	0. 97
γ 30. 0	1. 04	0. 98	0. 91	0. 75
γ 31. 0	0. 84	0. 78	0. 70	0. 58
γ 32. 0	0. 62	0. 57	0. 52	0. 37
γ 33. 0	0. 43	0. 40	0. 32	0. 21
γ 34. 0	0. 26	0. 23	0. 15	0. 05
γ 35. 0	0. 09	0. 06	0. 00	0. 00
γ 36. 0	0. 00	0. 00	0. 00	0. 00
γ 37. 0	0. 00	0. 00	0. 00	0. 00
γ 38. 0	0. 00	0. 00	0. 00	0. 00
γ 39. 0	0. 00	0. 00	0. 00	0. 00
γ 40. 0	0. 00	0. 00	0. 00	0. 00
γ 41. 0	0. 00	0. 00	0. 00	0. 00
γ 42. 0	0. 00	0. 00	0. 00	0. 00
γ 43. 0	0. 00	0. 00	0. 00	0. 00
γ 44. 0	0. 00	0. 00	0. 00	0. 00
γ 45. 0	0. 00	0. 00	0. 00	0. 00
γ 46. 0	0. 00	0. 00	0. 00	0. 00
γ 47. 0	0. 00	0. 00	0. 00	0. 00
γ 48. 0	0. 00	0. 00	0. 00	0. 00
γ 49. 0	0. 00	0. 00	0. 00	0. 00
γ 50. 0	0. 00	0. 00	0. 00	0. 00
γ 51. 0	0. 00	0. 00	0. 00	0. 00
γ 52. 0	0. 00	0. 00	0. 00	0. 00

IES Indoor Report

Photometric Filename:AD21220-2W-B3535-3090-LDK-15D-KED-500mA.IES

Candela Tabulation - (Cont.)

V/H	C270. 0	C292. 5	C315. 0	C337. 5
γ 53. 0	0. 00	0. 00	0. 00	0. 00
γ 54. 0	0. 00	0. 00	0. 00	0. 00
γ 55. 0	0. 00	0. 00	0. 00	0. 00
γ 56. 0	0. 00	0. 00	0. 00	0. 00
γ 57. 0	0. 00	0. 00	0. 00	0. 00
γ 58. 0	0. 00	0. 00	0. 00	0. 00
γ 59. 0	0. 00	0. 00	0. 00	0. 00
γ 60. 0	0. 00	0. 00	0. 00	0. 00
γ 61. 0	0. 00	0. 00	0. 00	0. 00
γ 62. 0	0. 00	0. 00	0. 00	0. 00
γ 63. 0	0. 00	0. 00	0. 00	0. 00
γ 64. 0	0. 00	0. 00	0. 00	0. 00
γ 65. 0	0. 00	0. 00	0. 00	0. 00
γ 66. 0	0. 00	0. 00	0. 00	0. 00
γ 67. 0	0. 00	0. 00	0. 00	0. 00
γ 68. 0	0. 00	0. 00	0. 00	0. 00
γ 69. 0	0. 00	0. 00	0. 00	0. 00
γ 70. 0	0. 00	0. 00	0. 00	0. 00
γ 71. 0	0. 00	0. 00	0. 00	0. 00
γ 72. 0	0. 00	0. 00	0. 00	0. 00
γ 73. 0	0. 00	0. 00	0. 00	0. 00
γ 74. 0	0. 00	0. 00	0. 00	0. 00
γ 75. 0	0. 00	0. 00	0. 00	0. 00
γ 76. 0	0. 00	0. 00	0. 00	0. 00
γ 77. 0	0. 00	0. 00	0. 00	0. 00
γ 78. 0	0. 00	0. 00	0. 00	0. 00
γ 79. 0	0. 00	0. 00	0. 00	0. 00
γ 80. 0	0. 00	0. 00	0. 00	0. 00
γ 81. 0	0. 00	0. 00	0. 00	0. 00
γ 82. 0	0. 00	0. 00	0. 00	0. 00
γ 83. 0	0. 00	0. 00	0. 00	0. 00
γ 84. 0	0. 00	0. 00	0. 00	0. 00
γ 85. 0	0. 00	0. 00	0. 00	0. 00
γ 86. 0	0. 00	0. 00	0. 00	0. 00
γ 87. 0	0. 00	0. 00	0. 00	0. 00
γ 88. 0	0. 00	0. 00	0. 00	0. 00
γ 89. 0	0. 00	0. 00	0. 00	0. 00
γ 90. 0	0. 00	0. 00	0. 00	0. 00
γ 91. 0	0. 00	0. 00	0. 00	0. 00
γ 92. 0	0. 00	0. 00	0. 00	0. 00
γ 93. 0	0. 00	0. 00	0. 00	0. 00
γ 94. 0	0. 00	0. 00	0. 00	0. 00
γ 95. 0	0. 00	0. 00	0. 00	0. 00
γ 96. 0	0. 00	0. 00	0. 00	0. 00
γ 97. 0	0. 00	0. 00	0. 00	0. 00
γ 98. 0	0. 00	0. 00	0. 00	0. 00
γ 99. 0	0. 00	0. 00	0. 00	0. 00

IES Indoor Report

Photometric Filename:AD21220-2W-B3535-3090-LDK-15D-KED-500mA.IES

Candela Tabulation - (Cont.)

V/H	C270.0	C292.5	C315.0	C337.5
γ 100.0	0.00	0.00	0.00	0.00
γ 101.0	0.00	0.00	0.00	0.00
γ 102.0	0.00	0.00	0.00	0.00
γ 103.0	0.00	0.00	0.00	0.00
γ 104.0	0.00	0.00	0.00	0.00
γ 105.0	0.00	0.00	0.00	0.00
γ 106.0	0.00	0.00	0.00	0.00
γ 107.0	0.00	0.00	0.00	0.00
γ 108.0	0.00	0.00	0.00	0.00
γ 109.0	0.00	0.00	0.00	0.00
γ 110.0	0.00	0.00	0.00	0.00
γ 111.0	0.00	0.00	0.00	0.00
γ 112.0	0.00	0.00	0.00	0.00
γ 113.0	0.00	0.00	0.00	0.00
γ 114.0	0.00	0.00	0.00	0.00
γ 115.0	0.00	0.00	0.00	0.00
γ 116.0	0.00	0.00	0.00	0.00
γ 117.0	0.00	0.00	0.00	0.00
γ 118.0	0.00	0.00	0.00	0.00
γ 119.0	0.00	0.00	0.00	0.00
γ 120.0	0.00	0.00	0.00	0.00
γ 121.0	0.00	0.00	0.00	0.00
γ 122.0	0.00	0.00	0.00	0.00
γ 123.0	0.00	0.00	0.00	0.00
γ 124.0	0.00	0.00	0.00	0.00
γ 125.0	0.00	0.00	0.00	0.00
γ 126.0	0.00	0.00	0.00	0.00
γ 127.0	0.00	0.00	0.00	0.00
γ 128.0	0.00	0.00	0.00	0.00
γ 129.0	0.00	0.00	0.00	0.00
γ 130.0	0.00	0.00	0.00	0.00
γ 131.0	0.00	0.00	0.00	0.00
γ 132.0	0.00	0.00	0.00	0.00
γ 133.0	0.00	0.00	0.00	0.00
γ 134.0	0.00	0.00	0.00	0.00
γ 135.0	0.00	0.00	0.00	0.00
γ 136.0	0.00	0.00	0.00	0.00
γ 137.0	0.00	0.00	0.00	0.00
γ 138.0	0.00	0.00	0.00	0.00
γ 139.0	0.00	0.00	0.00	0.00
γ 140.0	0.00	0.00	0.00	0.00
γ 141.0	0.00	0.00	0.00	0.00
γ 142.0	0.00	0.00	0.00	0.00
γ 143.0	0.00	0.00	0.00	0.00
γ 144.0	0.00	0.00	0.00	0.00
γ 145.0	0.00	0.00	0.00	0.00
γ 146.0	0.00	0.00	0.00	0.00

IES Indoor Report

Photometric Filename:AD21220-2W-B3535-3090-LDK-15D-KED-500mA.IES

Candela Tabulation - (Cont.)

V/H	C270. 0	C292. 5	C315. 0	C337. 5
γ 147. 0	0. 00	0. 00	0. 00	0. 00
γ 148. 0	0. 00	0. 00	0. 00	0. 00
γ 149. 0	0. 00	0. 00	0. 00	0. 00
γ 150. 0	0. 00	0. 00	0. 00	0. 00
γ 151. 0	0. 00	0. 00	0. 00	0. 00
γ 152. 0	0. 00	0. 00	0. 00	0. 00
γ 153. 0	0. 00	0. 00	0. 00	0. 00
γ 154. 0	0. 00	0. 00	0. 00	0. 00
γ 155. 0	0. 00	0. 00	0. 00	0. 00
γ 156. 0	0. 00	0. 00	0. 00	0. 00
γ 157. 0	0. 00	0. 00	0. 00	0. 00
γ 158. 0	0. 00	0. 00	0. 00	0. 00
γ 159. 0	0. 00	0. 00	0. 00	0. 00
γ 160. 0	0. 00	0. 00	0. 00	0. 00
γ 161. 0	0. 00	0. 00	0. 00	0. 00
γ 162. 0	0. 00	0. 00	0. 00	0. 00
γ 163. 0	0. 00	0. 00	0. 00	0. 00
γ 164. 0	0. 00	0. 00	0. 00	0. 00
γ 165. 0	0. 00	0. 00	0. 00	0. 00
γ 166. 0	0. 00	0. 00	0. 00	0. 00
γ 167. 0	0. 00	0. 00	0. 00	0. 00
γ 168. 0	0. 00	0. 00	0. 00	0. 00
γ 169. 0	0. 00	0. 00	0. 00	0. 00
γ 170. 0	0. 00	0. 00	0. 00	0. 00
γ 171. 0	0. 00	0. 00	0. 00	0. 00
γ 172. 0	0. 00	0. 00	0. 00	0. 00
γ 173. 0	0. 00	0. 00	0. 00	0. 00
γ 174. 0	0. 00	0. 00	0. 00	0. 00
γ 175. 0	0. 00	0. 00	0. 00	0. 00
γ 176. 0	0. 00	0. 00	0. 00	0. 00
γ 177. 0	0. 00	0. 00	0. 00	0. 00
γ 178. 0	0. 00	0. 00	0. 00	0. 00
γ 179. 0	0. 00	0. 00	0. 00	0. 00
γ 180. 0	0. 00	0. 00	0. 00	0. 00