

IES Indoor Report

Photometric Filename:AG20566-5W-3535-3590-24D-AIDIming-350.IES

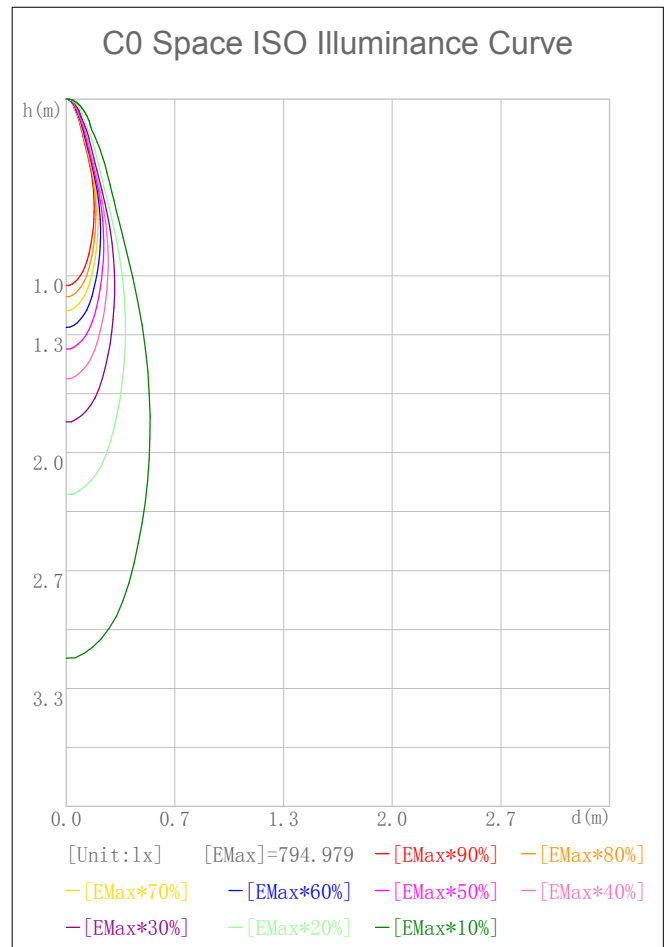
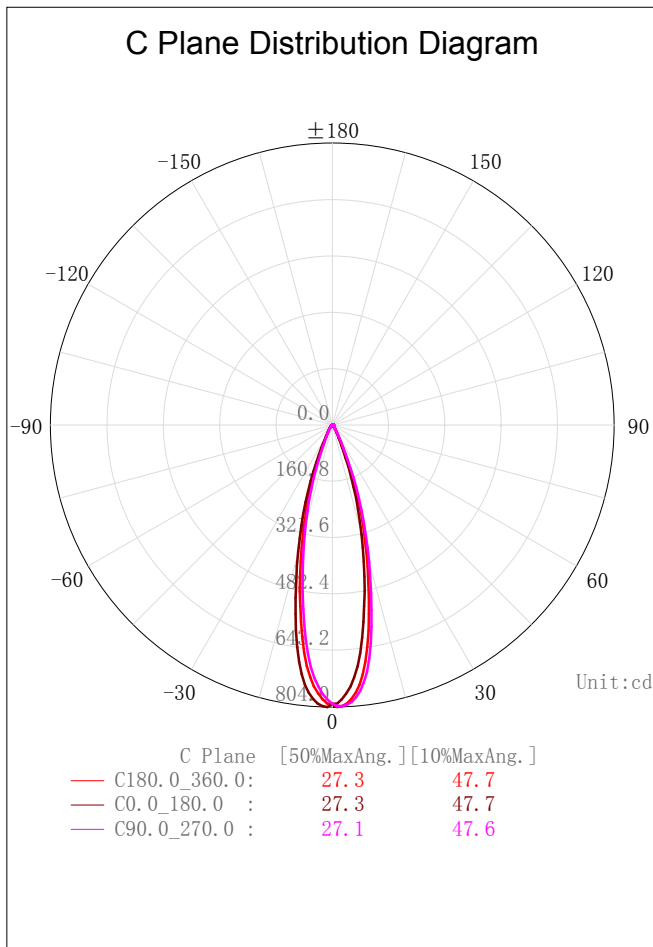
Indoor Luminaire Photometric Data

Description Information

Luminaire Name:AG20566	Lum. Catalog: Downlight	Test ID:
Lamp Name: 3535	Lamp Catalog: COB	Test Date: 2024/03/07
Manufacture:	Shld. Ang(°):24	Test Machine:GON-2000
Test Lab: Test	Frequency(Hz):50	Lamp CCT(K): 3500 Ra: 90
Lum. Size (W*L*H):0.050m*0.133m*0.000m	Lum. Area(m ²):0.005	Lum. W(kg): 0.000
Test System: C, γ	Test Step: C=22.5 γ=1.0	Temp. (°C): 25
		Humidity(%): 50.0

Character Parameter

Lamp Speciality Parameter		Luminaire Speciality Parameter	
Rated Flux(lm): 208.020	Luminaire Flux(lm): 208.022	Field Angle(10%Imax): 47.7(°)	
Rated Power(W): 5	Luminaire Efficiency: 100.00%	Down Lumens&Percent: 207.887lm 99.94%	
Rated Voltage(V): 220	Luminaire EER(lm/W): 35.234	Up Lumens&Percent: 0.135lm 0.06%	
Tested Power(W): 5.904	Max. Candela(cd): 803.993	S/MH: C0_a180=0.461 C90_270=0.458	
Lamps' Inside: 1	Max Cand@Ang. (°): C=180.0 γ=1.0	CIE Type: Semi-Direct	
Tested Electrics(V, A, pf):220.0, 0.051, 0.522	Beam Angle(50%Imax): 27.3(°)	ErP Φ use(90°): 205.782lm	
Lamp Size(W*L*H):0.050m*0.133m*0.000m	Left=-13.0°, Right=14.3°	IRF(%): 877.319	



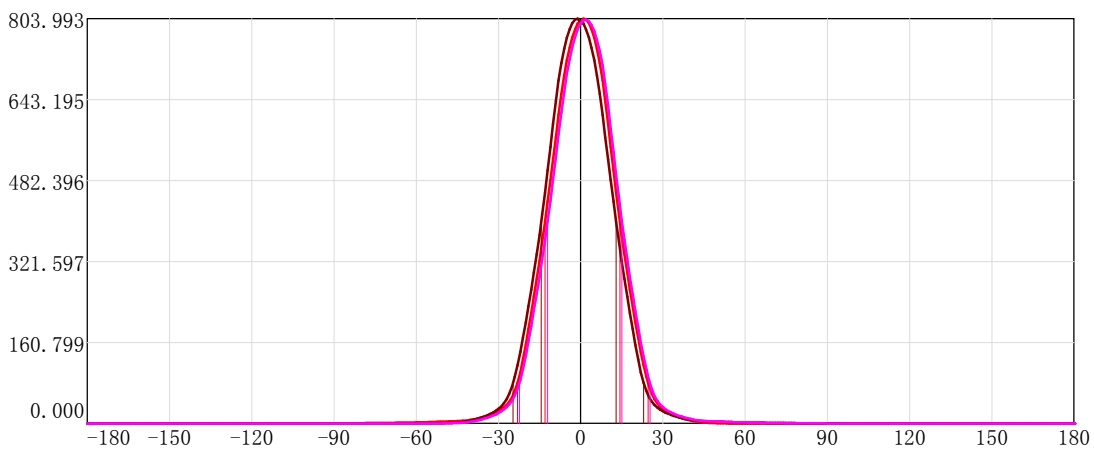
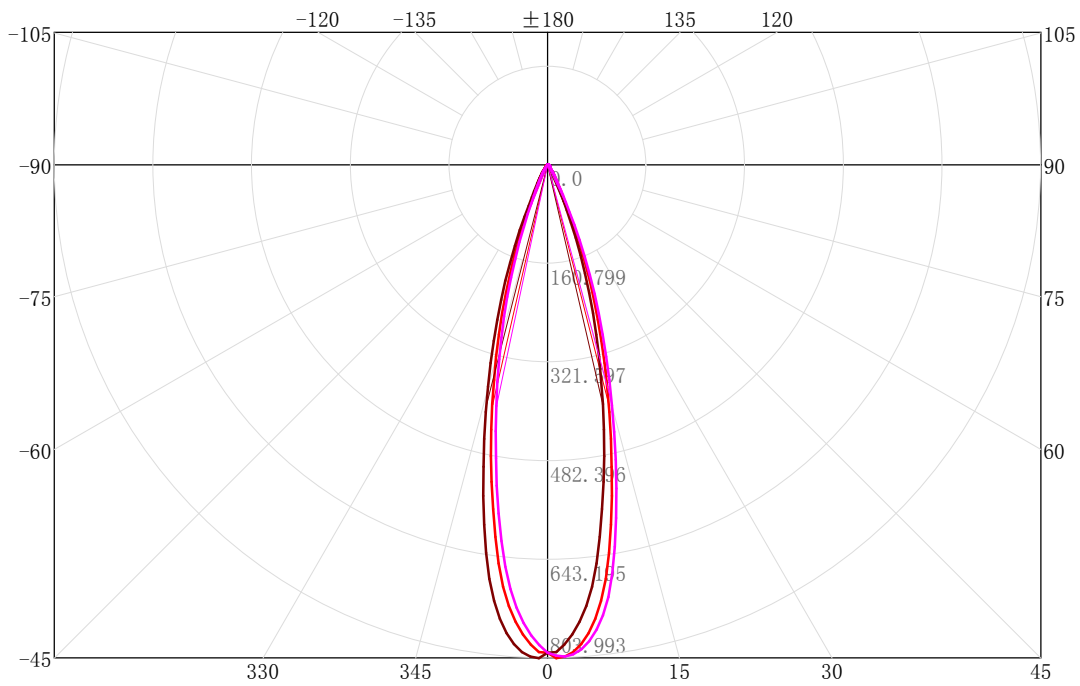
IES Indoor Report

Photometric Filename: AG20566-5W-3535-3590-24D-AIDIming-350.IES

2D Plane Light Intensity Distribution Curve

Lum. Name: AG20566	Lum. Catalog: Downlight	Test ID:
Lamp Name: 3535	Lamp Catalog: COB	Test Lab: Test
Manufacture:	Test Machine: GON-2000	Test Date: 2024/03/07

C Plane Distribution Diagram



	C Plane	[50%MaxAng.]	[10%MaxAng.]	Unit:cd
—	C180.0_360.0:	27.3	47.7	
—	C0.0_180.0 :	27.3	47.7	
—	C90.0_270.0 :	27.1	47.6	

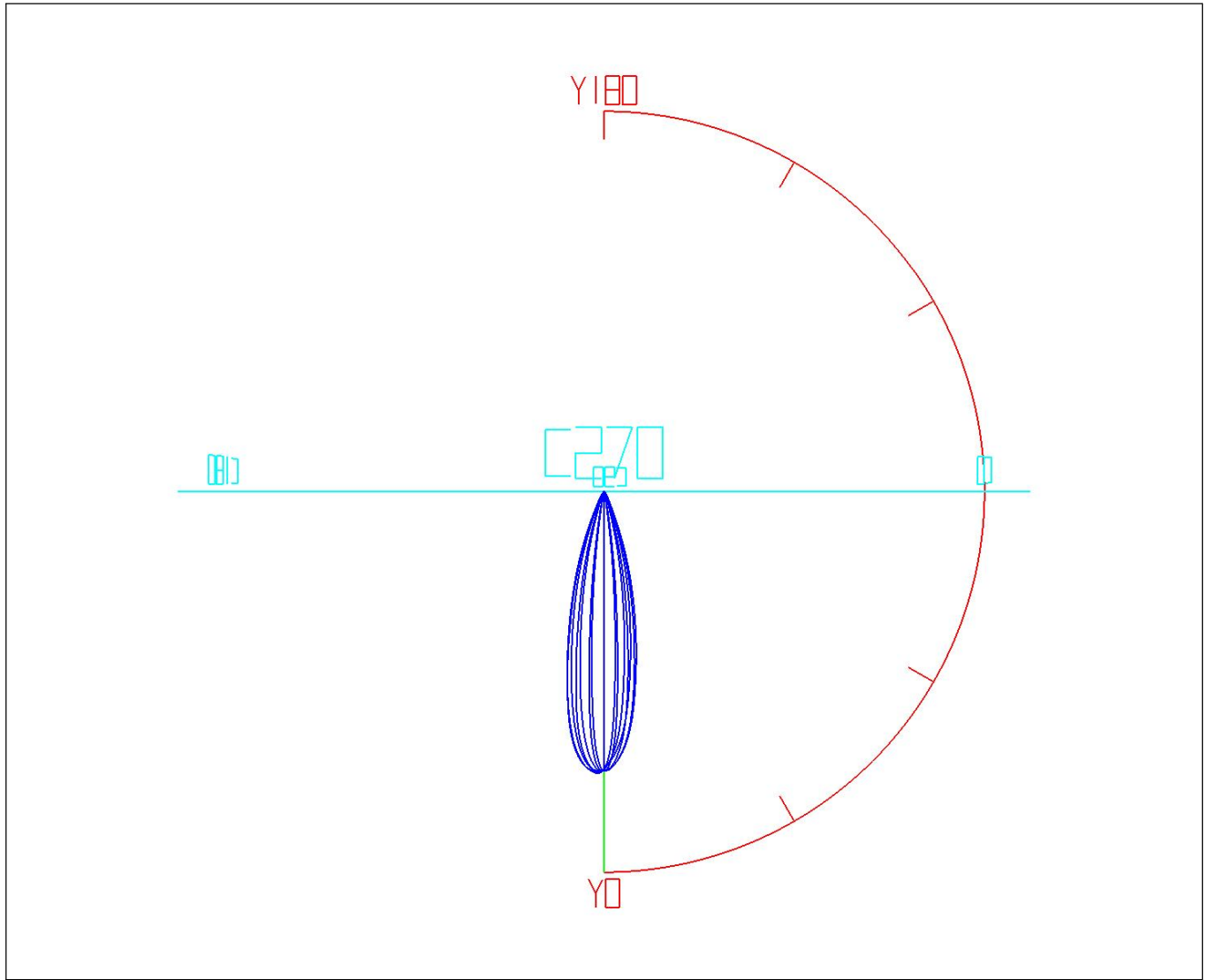
IES Indoor Report

Photometric Filename: AG20566-5W-3535-3590-24D-AIDIming-350.IES

3D Light Intensity Distribution Modal

Lum. Name: AG20566	Lum. Catalog: Downlight	Test ID:
Lamp Name: 3535	Lamp Catalog: COB	Test Lab: Test
Manufacture:	Test Machine: GON-2000	Test Date: 2024/03/07

3D Light Intensity Distribution Modal



Curves: 3D Model ——— Fixture ——— Vert. HUD ——— Hori. HUD ———
View Angles: Orient:0 Tilt:0 Roll:0 Spin:0

IES Indoor Report

Photometric Filename:AG20566-5W-3535-3590-24D-AIDIming-350.IES

Zonal Flux Tabulation

Zone (γ)	Zone Flux (lm)	Sums Flux (lm)	Zone%Lamp	Sums%Lamp	Zone (γ)	Zone Flux (lm)	Sums Flux (lm)	Zone%Lamp	Sums%Lamp
0.0-1.0	0.76	0.76	0.37	0.37	47.0-48.0	0.21	204.54	0.10	98.32
1.0-2.0	2.27	3.03	1.09	1.45	48.0-49.0	0.20	204.74	0.10	98.42
2.0-3.0	3.73	6.76	1.79	3.25	49.0-50.0	0.19	204.92	0.09	98.51
3.0-4.0	5.13	11.89	2.47	5.72	50.0-51.0	0.18	205.10	0.08	98.60
4.0-5.0	6.44	18.33	3.09	8.81	51.0-52.0	0.16	205.26	0.08	98.68
5.0-6.0	7.62	25.94	3.66	12.47	52.0-53.0	0.15	205.42	0.07	98.75
6.0-7.0	8.63	34.57	4.15	16.62	53.0-54.0	0.14	205.56	0.07	98.82
7.0-8.0	9.46	44.03	4.55	21.17	54.0-55.0	0.14	205.70	0.07	98.88
8.0-9.0	10.08	54.11	4.85	26.01	55.0-56.0	0.13	205.83	0.06	98.95
9.0-10.0	10.49	64.60	5.04	31.06	56.0-57.0	0.12	205.95	0.06	99.01
10.0-11.0	10.70	75.31	5.14	36.20	57.0-58.0	0.12	206.07	0.06	99.06
11.0-12.0	10.74	86.05	5.16	41.37	58.0-59.0	0.11	206.18	0.05	99.12
12.0-13.0	10.64	96.69	5.11	46.48	59.0-60.0	0.11	206.29	0.05	99.17
13.0-14.0	10.41	107.09	5.00	51.48	60.0-61.0	0.10	206.39	0.05	99.22
14.0-15.0	10.06	117.16	4.84	56.32	61.0-62.0	0.10	206.49	0.05	99.26
15.0-16.0	9.63	126.78	4.63	60.95	62.0-63.0	0.09	206.58	0.04	99.31
16.0-17.0	9.11	135.89	4.38	65.33	63.0-64.0	0.09	206.67	0.04	99.35
17.0-18.0	8.51	144.40	4.09	69.42	64.0-65.0	0.08	206.75	0.04	99.39
18.0-19.0	7.83	152.23	3.76	73.18	65.0-66.0	0.08	206.83	0.04	99.43
19.0-20.0	7.08	159.31	3.41	76.59	66.0-67.0	0.08	206.91	0.04	99.47
20.0-21.0	6.28	165.60	3.02	79.61	67.0-68.0	0.07	206.98	0.04	99.50
21.0-22.0	5.46	171.06	2.63	82.23	68.0-69.0	0.07	207.05	0.03	99.54
22.0-23.0	4.66	175.72	2.24	84.47	69.0-70.0	0.07	207.12	0.03	99.57
23.0-24.0	3.92	179.64	1.88	86.36	70.0-71.0	0.06	207.18	0.03	99.60
24.0-25.0	3.27	182.91	1.57	87.93	71.0-72.0	0.06	207.24	0.03	99.63
25.0-26.0	2.74	185.65	1.32	89.25	72.0-73.0	0.06	207.30	0.03	99.65
26.0-27.0	2.32	187.98	1.12	90.36	73.0-74.0	0.05	207.35	0.03	99.68
27.0-28.0	2.00	189.98	0.96	91.33	74.0-75.0	0.05	207.40	0.02	99.70
28.0-29.0	1.75	191.73	0.84	92.17	75.0-76.0	0.05	207.45	0.02	99.73
29.0-30.0	1.55	193.28	0.75	92.91	76.0-77.0	0.05	207.50	0.02	99.75
30.0-31.0	1.39	194.67	0.67	93.58	77.0-78.0	0.04	207.54	0.02	99.77
31.0-32.0	1.25	195.91	0.60	94.18	78.0-79.0	0.04	207.58	0.02	99.79
32.0-33.0	1.12	197.03	0.54	94.72	79.0-80.0	0.04	207.62	0.02	99.81
33.0-34.0	1.01	198.04	0.48	95.20	80.0-81.0	0.04	207.66	0.02	99.83
34.0-35.0	0.91	198.94	0.44	95.64	81.0-82.0	0.03	207.69	0.02	99.84
35.0-36.0	0.81	199.75	0.39	96.03	82.0-83.0	0.03	207.72	0.02	99.86
36.0-37.0	0.72	200.48	0.35	96.37	83.0-84.0	0.03	207.75	0.01	99.87
37.0-38.0	0.64	201.12	0.31	96.68	84.0-85.0	0.03	207.78	0.01	99.88
38.0-39.0	0.56	201.68	0.27	96.95	85.0-86.0	0.03	207.80	0.01	99.90
39.0-40.0	0.49	202.17	0.24	97.19	86.0-87.0	0.02	207.83	0.01	99.91
40.0-41.0	0.43	202.60	0.21	97.39	87.0-88.0	0.02	207.85	0.01	99.92
41.0-42.0	0.37	202.97	0.18	97.57	88.0-89.0	0.02	207.87	0.01	99.93
42.0-43.0	0.33	203.30	0.16	97.73	89.0-90.0	0.02	207.89	0.01	99.94
43.0-44.0	0.29	203.59	0.14	97.87	90.0-91.0	0.02	207.90	0.01	99.94
44.0-45.0	0.26	203.85	0.13	98.00	91.0-92.0	0.01	207.92	0.01	99.95
45.0-46.0	0.24	204.09	0.12	98.11	92.0-93.0	0.01	207.93	0.01	99.96
46.0-47.0	0.23	204.32	0.11	98.22	93.0-94.0	0.01	207.94	0.01	99.96

-
-
-

IES Indoor Report

Photometric Filename:AG20566-5W-3535-3590-24D-AIDIming-350.IES

Zonal Flux Tabulation - (Cont.)

Zone (γ)	Zone Flux (lm)	Sums Flux (lm)	Zone%Lamp	Sums%Lamp	Zone (γ)	Zone Flux (lm)	Sums Flux (lm)	Zone%Lamp	Sums%Lamp
94.0-95.0	0.01	207.95	0.00	99.97	141.0-142.0	0.00	207.99	0.00	99.99
95.0-96.0	0.01	207.96	0.00	99.97	142.0-143.0	0.00	207.99	0.00	99.99
96.0-97.0	0.01	207.97	0.00	99.97	143.0-144.0	0.00	207.99	0.00	99.99
97.0-98.0	0.01	207.97	0.00	99.98	144.0-145.0	0.00	207.99	0.00	99.99
98.0-99.0	0.00	207.98	0.00	99.98	145.0-146.0	0.00	207.99	0.00	99.99
99.0-100.0	0.00	207.98	0.00	99.98	146.0-147.0	0.00	207.99	0.00	99.99
100.0-101.0	0.00	207.98	0.00	99.98	147.0-148.0	0.00	207.99	0.00	99.99
101.0-102.0	0.00	207.99	0.00	99.98	148.0-149.0	0.00	207.99	0.00	99.99
102.0-103.0	0.00	207.99	0.00	99.98	149.0-150.0	0.00	207.99	0.00	99.99
103.0-104.0	0.00	207.99	0.00	99.98	150.0-151.0	0.00	207.99	0.00	99.99
104.0-105.0	0.00	207.99	0.00	99.99	151.0-152.0	0.00	207.99	0.00	99.99
105.0-106.0	0.00	207.99	0.00	99.99	152.0-153.0	0.00	207.99	0.00	99.99
106.0-107.0	0.00	207.99	0.00	99.99	153.0-154.0	0.00	207.99	0.00	99.99
107.0-108.0	0.00	207.99	0.00	99.99	154.0-155.0	0.00	207.99	0.00	99.99
108.0-109.0	0.00	207.99	0.00	99.99	155.0-156.0	0.00	207.99	0.00	99.99
109.0-110.0	0.00	207.99	0.00	99.99	156.0-157.0	0.00	207.99	0.00	99.99
110.0-111.0	0.00	207.99	0.00	99.99	157.0-158.0	0.00	207.99	0.00	99.99
111.0-112.0	0.00	207.99	0.00	99.99	158.0-159.0	0.00	207.99	0.00	99.99
112.0-113.0	0.00	207.99	0.00	99.99	159.0-160.0	0.00	207.99	0.00	99.99
113.0-114.0	0.00	207.99	0.00	99.99	160.0-161.0	0.00	208.00	0.00	99.99
114.0-115.0	0.00	207.99	0.00	99.99	161.0-162.0	0.00	208.00	0.00	99.99
115.0-116.0	0.00	207.99	0.00	99.99	162.0-163.0	0.00	208.00	0.00	99.99
116.0-117.0	0.00	207.99	0.00	99.99	163.0-164.0	0.00	208.00	0.00	99.99
117.0-118.0	0.00	207.99	0.00	99.99	164.0-165.0	0.00	208.00	0.00	99.99
118.0-119.0	0.00	207.99	0.00	99.99	165.0-166.0	0.00	208.00	0.00	99.99
119.0-120.0	0.00	207.99	0.00	99.99	166.0-167.0	0.00	208.01	0.00	99.99
120.0-121.0	0.00	207.99	0.00	99.99	167.0-168.0	0.00	208.01	0.00	99.99
121.0-122.0	0.00	207.99	0.00	99.99	168.0-169.0	0.00	208.01	0.00	99.99
122.0-123.0	0.00	207.99	0.00	99.99	169.0-170.0	0.00	208.01	0.00	100.00
123.0-124.0	0.00	207.99	0.00	99.99	170.0-171.0	0.00	208.01	0.00	100.00
124.0-125.0	0.00	207.99	0.00	99.99	171.0-172.0	0.00	208.01	0.00	100.00
125.0-126.0	0.00	207.99	0.00	99.99	172.0-173.0	0.00	208.02	0.00	100.00
126.0-127.0	0.00	207.99	0.00	99.99	173.0-174.0	0.00	208.02	0.00	100.00
127.0-128.0	0.00	207.99	0.00	99.99	174.0-175.0	0.00	208.02	0.00	100.00
128.0-129.0	0.00	207.99	0.00	99.99	175.0-176.0	0.00	208.02	0.00	100.00
129.0-130.0	0.00	207.99	0.00	99.99	176.0-177.0	0.00	208.02	0.00	100.00
130.0-131.0	0.00	207.99	0.00	99.99	177.0-178.0	0.00	208.02	0.00	100.00
131.0-132.0	0.00	207.99	0.00	99.99	178.0-179.0	0.00	208.02	0.00	100.00
132.0-133.0	0.00	207.99	0.00	99.99	179.0-180.0	0.00	208.02	0.00	100.00
133.0-134.0	0.00	207.99	0.00	99.99					
134.0-135.0	0.00	207.99	0.00	99.99					
135.0-136.0	0.00	207.99	0.00	99.99					
136.0-137.0	0.00	207.99	0.00	99.99					
137.0-138.0	0.00	207.99	0.00	99.99					
138.0-139.0	0.00	207.99	0.00	99.99					
139.0-140.0	0.00	207.99	0.00	99.99					
140.0-141.0	0.00	207.99	0.00	99.99					

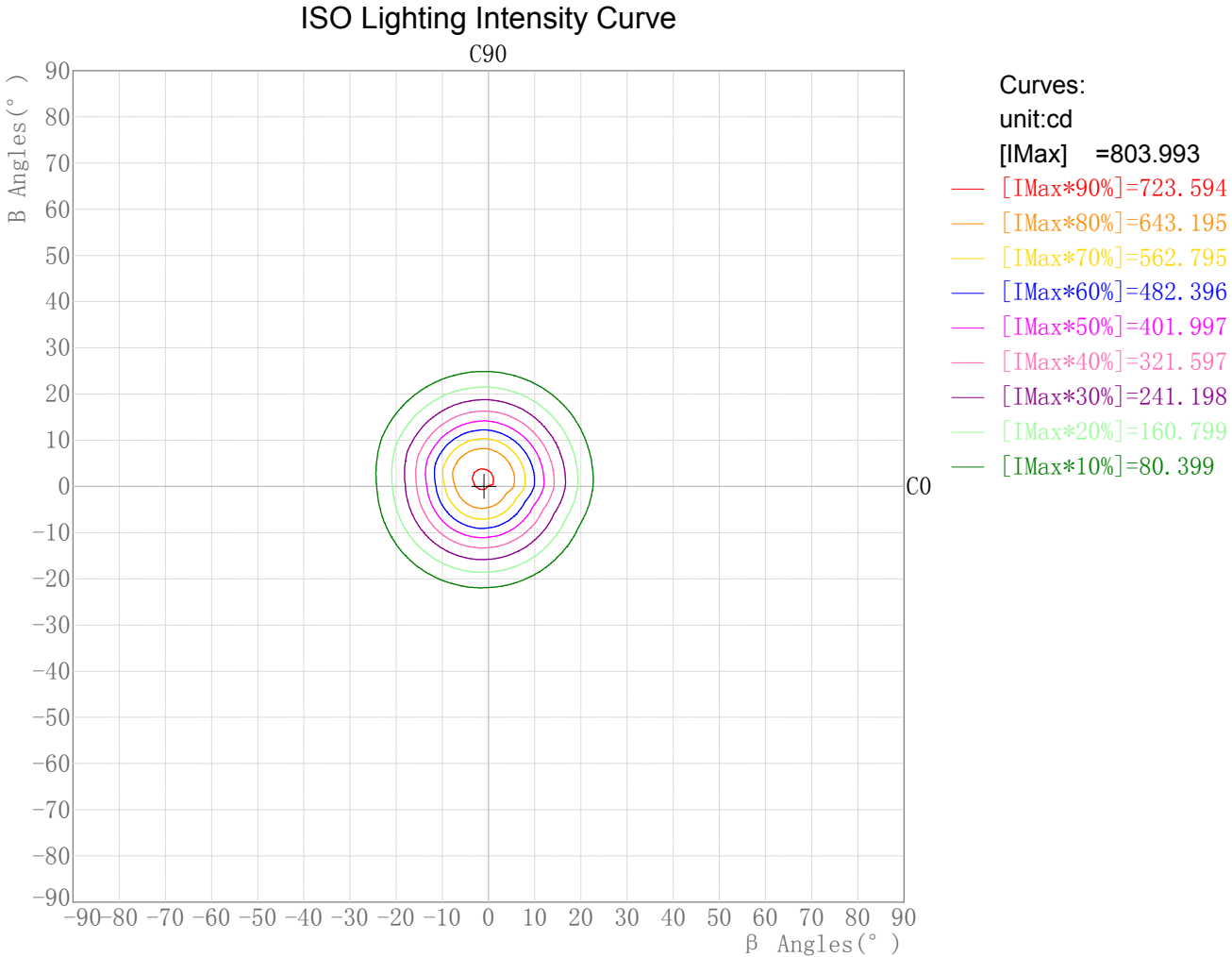
-
-
-

IES Indoor Report

Photometric Filename:AG20566-5W-3535-3590-24D-AIDIming-350.IES

Rectangle ISO Lighting Intensity Diagram

Lum. Name: AG20566	Lum. Catalog: Downlight	Test ID:
Lamp Name: 3535	Lamp Catalog: COB	Test Lab: Test
Manufacture:	Test Machine:GON-2000	Test Date: 2024/03/07



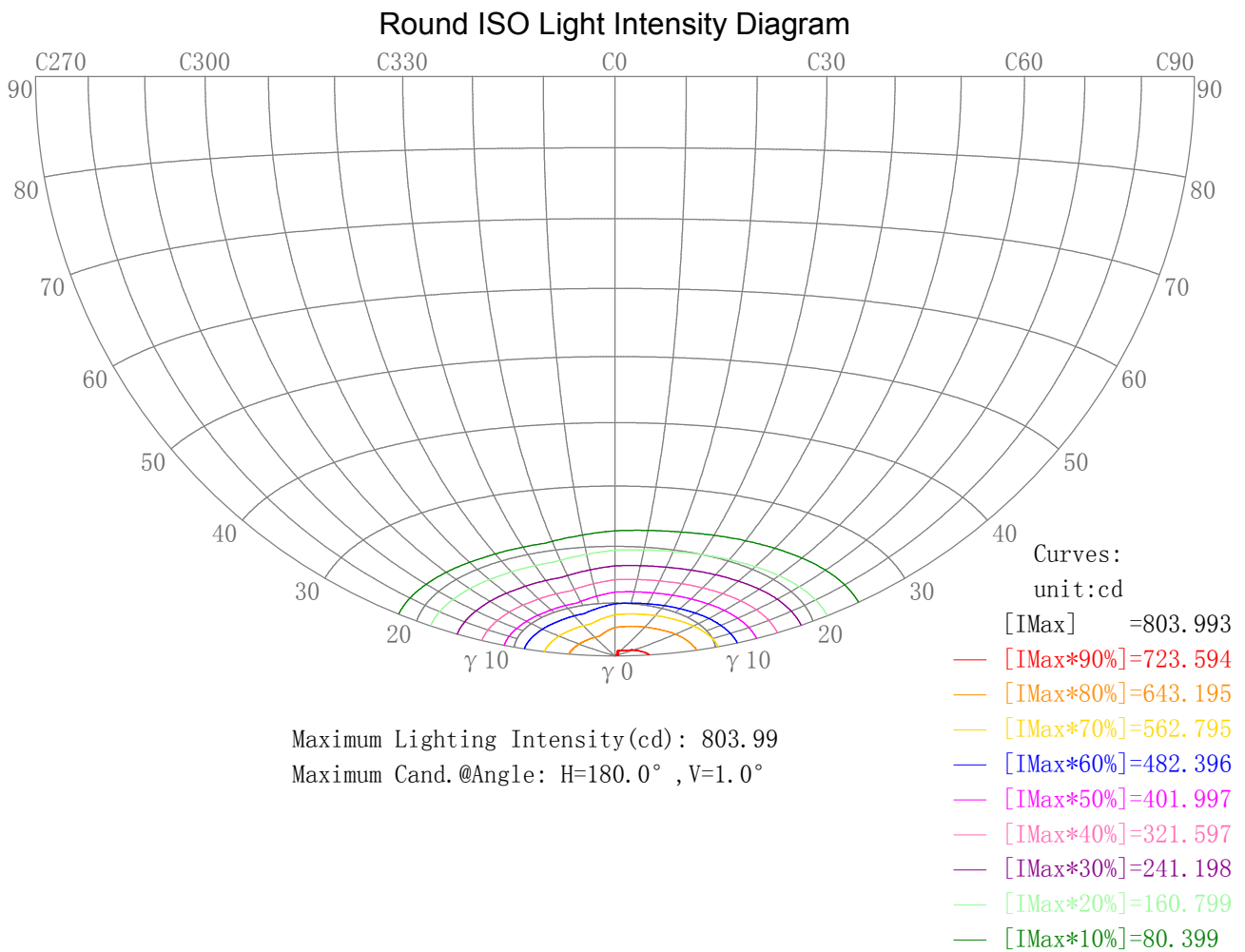
Maximum Light Intensity(cd): 803.99
Maximum Cand.@Angle: H=-1.0°,V=0.0°

IES Indoor Report

Photometric Filename: AG20566-5W-3535-3590-24D-AIDIming-350.IES

Round ISO Lighting Intensity Diagram

Lum. Name: AG20566	Lum. Catalog: Downlight	Test ID:
Lamp Name: 3535	Lamp Catalog: COB	Test Lab: Test
Manufacture:	Test Machine: GON-2000	Test Date: 2024/03/07



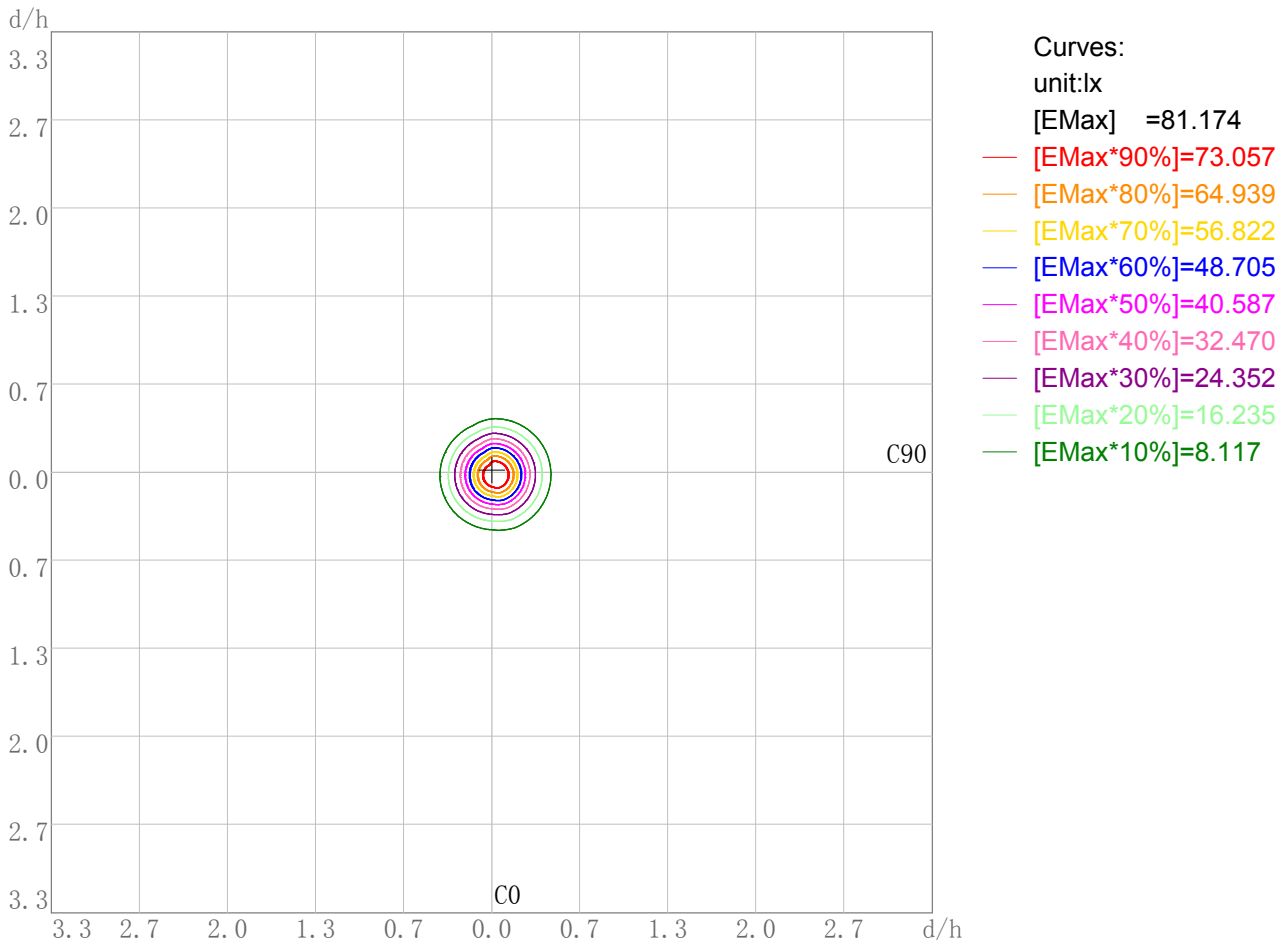
IES Indoor Report

Photometric Filename:AG20566-5W-3535-3590-24D-AIDIming-350.IES

Plane ISO-Illuminance Diagram

Lum. Name: AG20566	Lum. Catalog: Downlight	Test ID:
Lamp Name: 3535	Lamp Catalog: COB	Test Lab: Test
Manufacture:	Test Machine: GON-2000	Test Date: 2024/03/07

Plane ISO-Illuminance Curve



Working Plane Luminaire Mounting Height(m): 3.00
Working Plane Maximum Illuminance(lx): 81.17
Working Plane Maximum Illuminance Position(d/h):H0.0 V-0.0

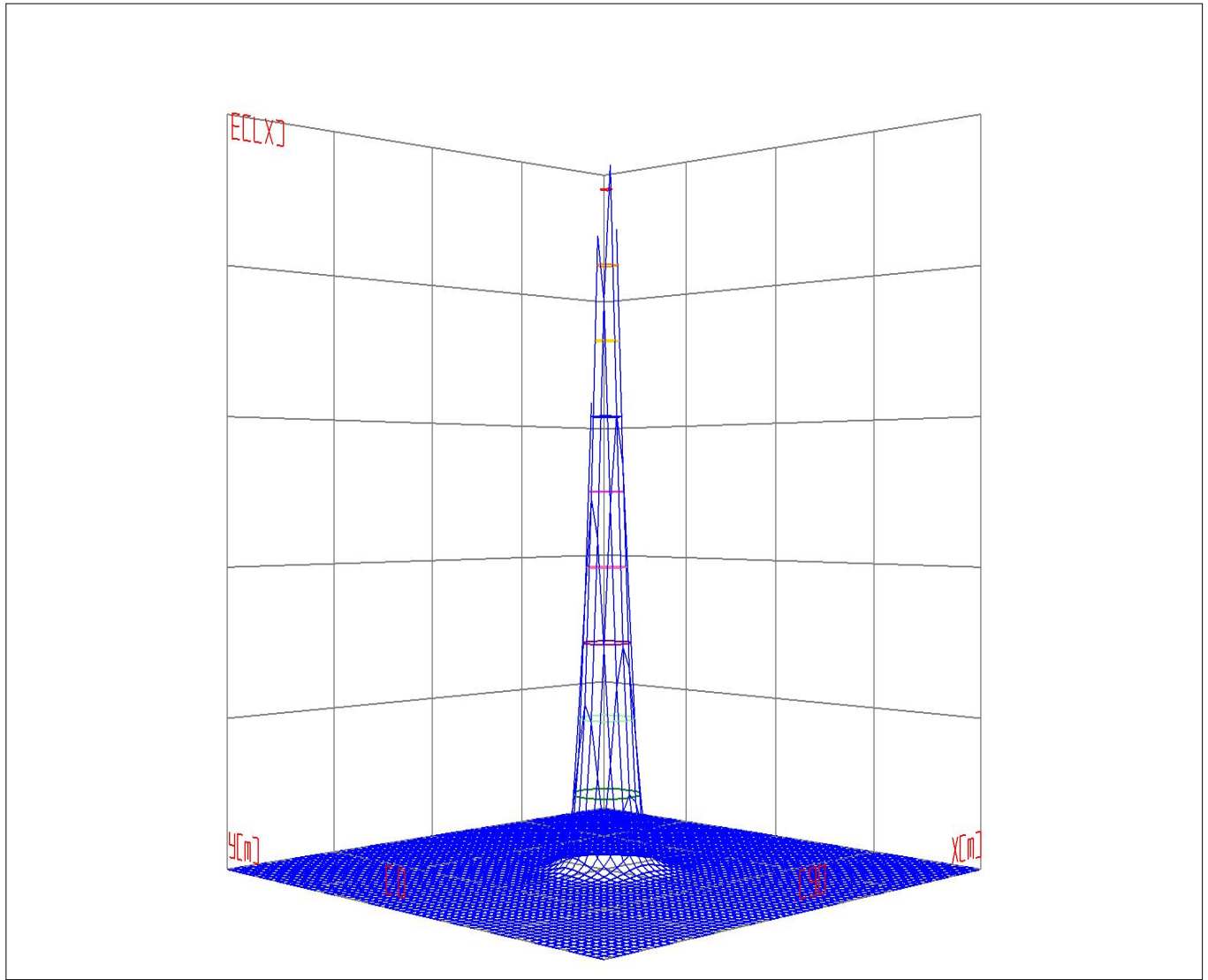
IES Indoor Report

Photometric Filename: AG20566-5W-3535-3590-24D-AIDIming-350.IES

3D Plane ISO Illuminance Diagram

Lum. Name: AG20566	Lum. Catalog: Downlight	Test ID:
Lamp Name: 3535	Lamp Catalog: COB	Test Lab: Test
Manufacture:	Test Machine: GON-2000	Test Date: 2024/03/07

3D Plane Illuminance Modal



Curves: 3D Model — 90% — 80% — 70% — 60% — 50% — 40% — 30% — 20% — 10% —
View Angles(deg): 0 Height(m): 3.0 Distance(m): 10.0

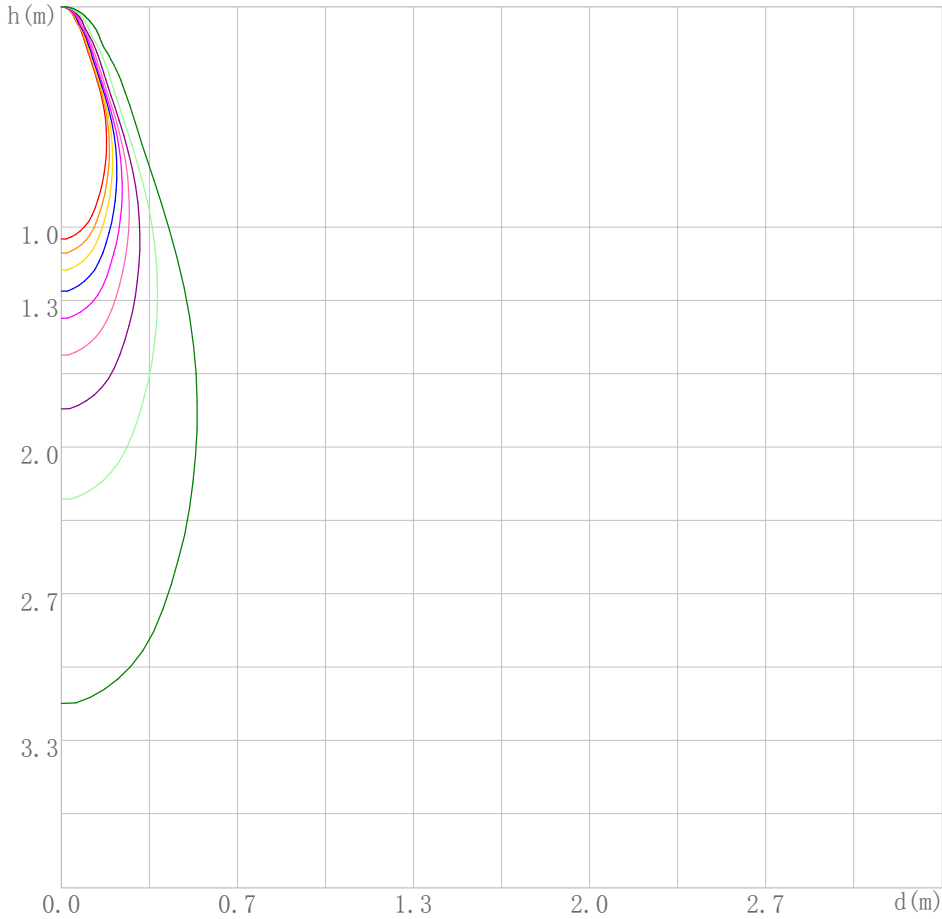
IES Indoor Report

Photometric Filename:AG20566-5W-3535-3590-24D-AIDIming-350.IES

Space ISO Illuminance Diagram

Lum. Name: AG20566	Lum. Catalog: Downlight	Test ID:
Lamp Name: 3535	Lamp Catalog: COB	Test Lab: Test
Manufacture:	Test Machine: GON-2000	Test Date: 2024/03/07

Space ISO Illuminance Curve



- Curves:
[Unit: lx]
[EMax] =794.979
- [EMax*90%]=715.481
 - [EMax*80%]=635.983
 - [EMax*70%]=556.485
 - [EMax*60%]=476.987
 - [EMax*50%]=397.489
 - [EMax*40%]=317.992
 - [EMax*30%]=238.494
 - [EMax*20%]=158.996
 - [EMax*10%]=79.498

Space Plane Maximum Illuminance and @Angle:794.98lx,0.0deg
Plane Maximum Lighting Intensity and @Angle:794.979cd,0deg

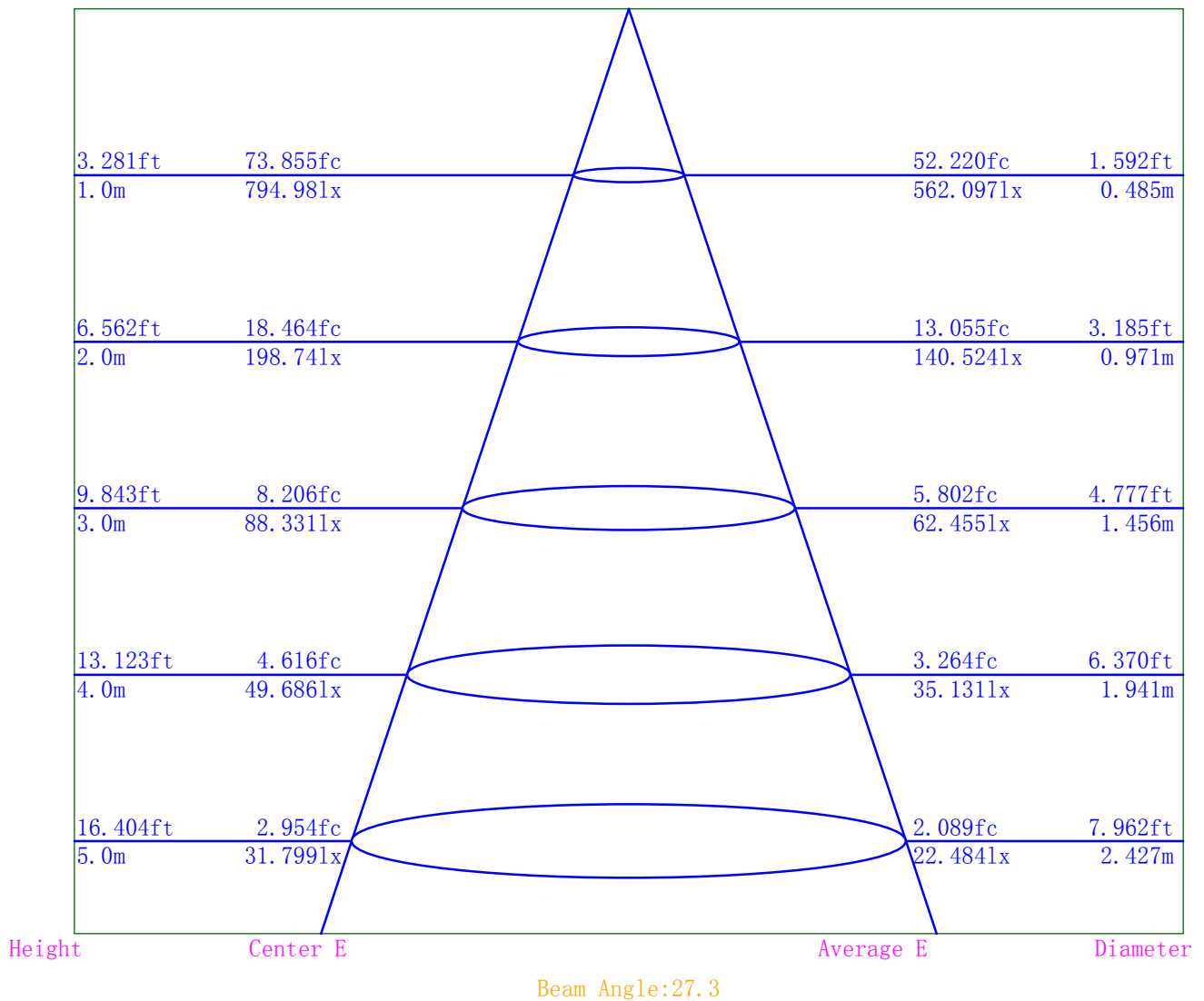
IES Indoor Report

Photometric Filename: AG20566-5W-3535-3590-24D-AIDIming-350.IES

Illuminance-Distance Diagram

Lum. Name: AG20566	Lum. Catalog: Downlight	Test ID:
Lamp Name: 3535	Lamp Catalog: COB	Test Lab: Test
Manufacture:	Test Machine: GON-2000	Test Date: 2024/03/07

Illuminance-Distance Curve



IES Indoor Report

Photometric Filename: AG20566-5W-3535-3590-24D-AIDIming-350.IES

Indoor Luminance Limiting Curves

Lum. Name: AG20566	Lum. Catalog: Downlight	Test ID:
Lamp Name: 3535	Lamp Catalog: COB	Test Lab: Test
Manufacture:	Test Machine: GON-2000	Test Date: 2024/03/07

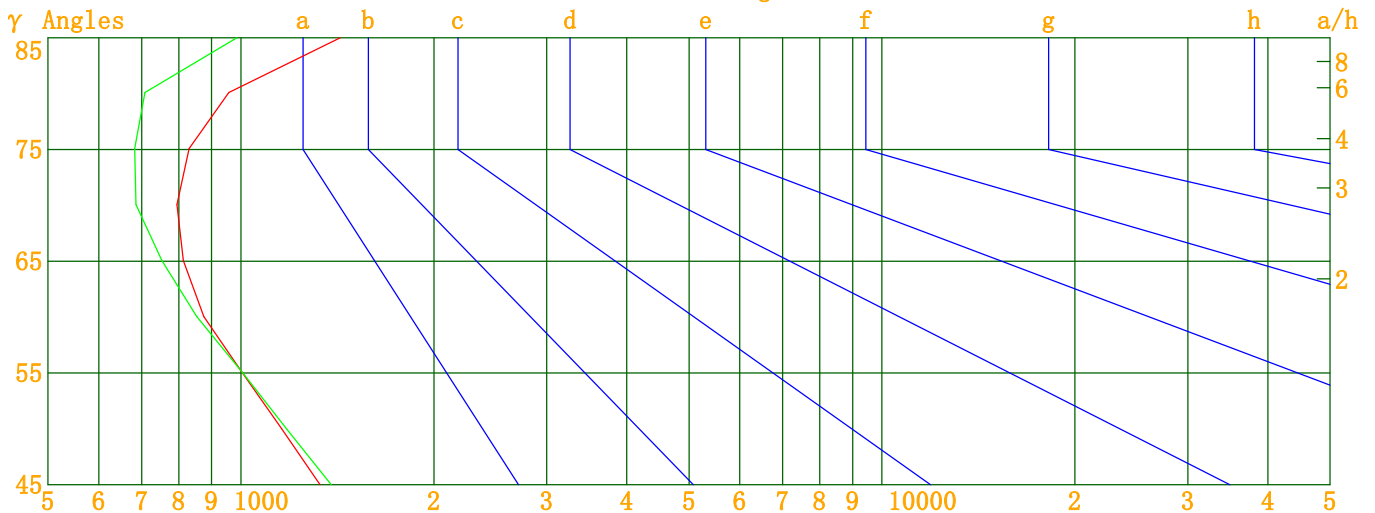
Glare Grade Table

GI	Quality	Using Illuminance							
		a	b	c	d	e	f	g	h
1.15	A	2000	1000	500	<=300				
1.5	B		2000	1000	500	<=300			
1.85	C			2000	1000	500	<=300		
2.2	D				2000	1000	500	<=300	
2.55	E	a				2000	1000	500	<=300
			b	c	d	e	f	g	h

Luminance Table

Gama (deg)	45	50	55	60	65	70	75	80	85
C0	1328	1158	1004	875	813	794	830	957	1428
C90	1384	1178	1006	853	753	686	683	708	986

Luminance Limiting Curve



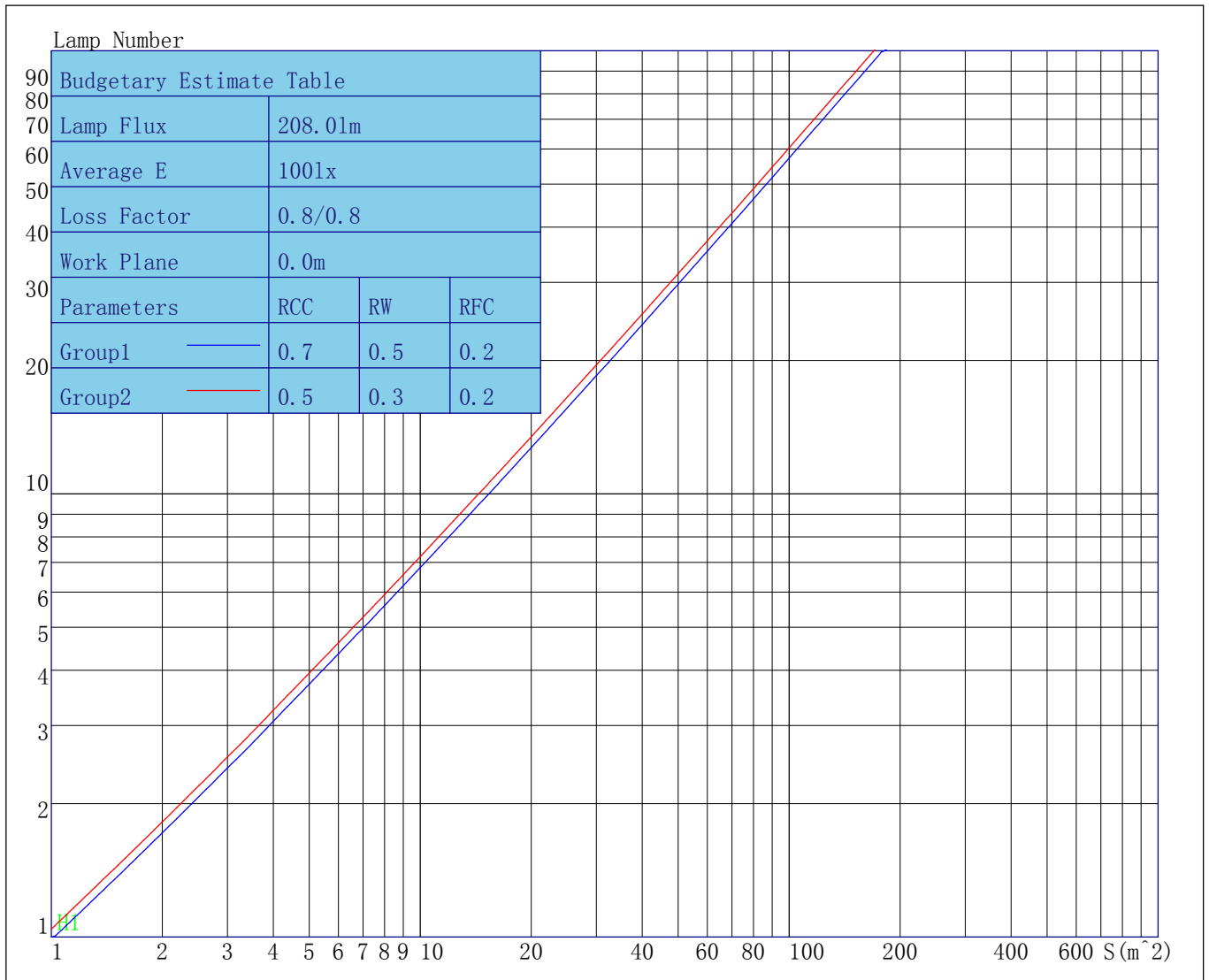
Luminous Size: Length(m)=-0.133 Width(m)=-0.050 Height(m)=0.000 Area(m^2)=0.005223
 Luminous Type: Without Luminous Side
 Luminous Curves: C0-C180 Color: — C90-C270 Color: —

IES Indoor Report

Photometric Filename: AG20566-5W-3535-3590-24D-AIDIming-350.IES

Indoor Budgetary Estimate Table

Lum. Name: AG20566	Lum. Catalog: Downlight	Test ID:
Lamp Name: 3535	Lamp Catalog: COB	Test Lab: Test
Manufacture:	Test Machine: GON-2000	Test Date: 2024/03/07



Parameters1: Rhocc = 0.7 Rhow = 0.5 Rhofc = 0.2 LLF = 0.8
 Parameters2: Rhocc = 0.5 Rhow = 0.3 Rhofc = 0.2 LLF = 0.8
 Average Illuminance(lx): 100 Cavity Height: H1(m) = 2

-
-
-

IES Indoor Report

Photometric Filename:AG20566-5W-3535-3590-24D-AIDIming-350.IES

Indoor Coefficient of Utilization Table

Lum. Name: AG20566	Lum. Catalog: Downlight	Test ID:
Lamp Name: 3535	Lamp Catalog: COB	Test Lab: Test
Manufacture:	Test Machine:GON-2000	Test Date: 2024/03/07

Coefficients of Utilization - Zonal Cavity Method																		
Coef.	Effective Floor Cavity Reflectance RFC=0.20																	
RhoCC (%)	80				70				50			30			10			0
RhoW (%)	70	50	30	10	70	50	30	10	50	30	10	50	30	10	50	30	10	0
RCR	Coefficient of Utilization(%)																	
0	119	119	119	119	116	116	116	116	111	111	111	106	106	106	102	102	102	100
1	115	112	110	109	112	110	109	107	106	105	104	103	102	101	99	98	98	96
2	111	107	104	101	109	105	102	100	102	100	98	99	97	96	96	95	94	92
3	107	102	98	95	105	101	97	94	98	95	93	96	93	92	94	92	90	89
4	103	98	94	90	102	97	93	90	95	91	89	93	90	88	91	89	87	86
5	100	94	90	86	99	93	89	86	91	88	85	90	87	85	88	86	84	83
6	97	90	86	83	96	90	86	83	88	85	82	87	84	82	86	83	81	80
7	94	87	83	80	93	87	82	80	86	82	79	84	81	79	83	81	78	77
8	91	84	80	77	90	84	80	77	83	79	77	82	79	76	81	78	76	75
9	89	82	77	74	88	81	77	74	80	77	74	80	76	74	79	76	74	73
10	86	79	75	72	85	79	75	72	78	74	72	77	74	72	77	74	72	71

IES Indoor Report

Photometric Filename:AG20566-5W-3535-3590-24D-AIDIming-350.IES

Unified Glare Rating Table

Lum. Name: AG20566	Lum. Catalog: Downlight	Test ID:
Lamp Name: 3535	Lamp Catalog: COB	Test Lab: Test
Manufacture:	Test Machine:GON-2000	Test Date: 2024/03/07

Unified Glare Rating Table

Ceiling RCC	0.70	0.70	0.50	0.50	0.30	0.70	0.70	0.50	0.50	0.30	
Wall RW	0.50	0.30	0.50	0.30	0.30	0.50	0.30	0.50	0.30	0.30	
Floor RFC	0.20	0.20	0.20	0.20	0.20	0.20	0.20	0.20	0.20	0.20	
Room Size	Vewed crosswise					Vewed endwise					
X=2H	Y=2H	4.2	5.1	4.6	5.4	5.8	6.5	7.4	6.9	7.7	8.0
	Y=3H	5.0	5.8	5.4	6.1	6.5	7.0	7.8	7.4	8.1	8.5
	Y=4H	5.5	6.2	5.9	6.6	7.0	7.3	8.0	7.7	8.4	8.8
	Y=6H	6.1	6.8	6.6	7.2	7.6	7.6	8.2	8.0	8.6	9.0
	Y=8H	6.5	7.1	7.0	7.5	7.9	7.7	8.3	8.1	8.7	9.1
	Y=12H	7.0	7.6	7.4	7.9	8.4	7.8	8.4	8.3	8.8	9.3
X=4H	Y=2H	4.3	5.0	4.7	5.3	5.7	6.6	7.3	7.0	7.7	8.1
	Y=3H	5.2	5.8	5.6	6.2	6.6	7.3	7.9	7.7	8.3	8.7
	Y=4H	5.8	6.3	6.2	6.7	7.1	7.7	8.2	8.1	8.6	9.1
	Y=6H	6.5	6.9	7.0	7.4	7.9	8.1	8.5	8.6	9.0	9.5
	Y=8H	7.0	7.4	7.4	7.8	8.3	8.3	8.7	8.8	9.2	9.7
	Y=12H	7.5	7.9	8.0	8.4	8.9	8.6	8.9	9.1	9.4	9.9
X=8H	Y=4H	5.8	6.2	6.3	6.7	7.1	7.8	8.2	8.3	8.7	9.1
	Y=6H	6.6	7.0	7.2	7.5	8.0	8.4	8.7	8.9	9.2	9.7
	Y=8H	7.2	7.4	7.7	8.0	8.5	8.7	9.0	9.2	9.5	10.0
	Y=12H	7.9	8.1	8.4	8.6	9.2	9.1	9.3	9.6	9.8	10.4
X=12H	Y=4H	5.8	6.1	6.3	6.6	7.1	7.8	8.1	8.3	8.6	9.1
	Y=6H	6.7	6.9	7.2	7.4	8.0	8.4	8.7	8.9	9.2	9.7
	Y=8H	7.2	7.5	7.8	8.0	8.6	8.8	9.0	9.3	9.5	10.1
Variations with the objverer position at spacings											
S=1.0H	0.2/-0.2					0.3/-0.3					
S=1.5H	0.5/-0.4					0.5/-0.5					
S=2.0H	1.1/-0.7					0.7/-0.7					
Reduced UGR Table:											
Nordic Standard Table:	BKO					BKO					
Correction Value	2.5					2.0					

o the CIE Pub. 117, data has been corrected, refers to the lamp's lumens 8.2flm.

-
-
-

IES Indoor Report

Photometric Filename:AG20566-5W-3535-3590-24D-AIDIming-350.IES

Candela Tabulation

V/H	C0.0	C22.5	C45.0	C67.5	C90.0	C112.5	C135.0	C157.5	C180.0	C202.5	C225.0	C247.5
γ 0.0	794.98	794.98	794.98	794.98	794.98	794.98	794.98	794.98	794.98	794.98	794.98	794.98
γ 1.0	794.21	796.71	798.34	800.12	800.01	799.52	798.64	796.27	803.99	799.95	794.78	789.28
γ 2.0	782.53	788.14	793.21	798.69	801.72	803.35	803.43	800.48	801.90	794.49	785.94	776.93
γ 3.0	766.46	774.97	783.40	792.66	798.83	802.61	803.58	799.99	794.96	784.14	772.25	759.83
γ 4.0	746.19	757.40	768.87	781.87	791.33	797.21	799.02	794.74	783.02	768.85	753.80	738.05
γ 5.0	721.67	735.54	749.98	766.31	779.09	786.98	789.50	784.55	766.14	748.58	730.35	711.93
γ 6.0	691.43	708.58	726.22	745.99	761.85	771.76	774.91	769.26	744.05	722.78	701.32	679.35
γ 7.0	654.47	675.13	696.27	720.66	739.67	751.51	755.23	748.56	715.81	690.69	665.72	640.07
γ 8.0	612.47	635.45	659.17	687.42	711.12	725.41	730.13	721.69	681.30	652.73	625.41	598.03
γ 9.0	567.92	591.81	616.76	646.79	674.63	691.63	697.29	687.45	640.37	610.38	582.36	553.86
γ 10.0	524.56	546.71	571.61	601.84	631.90	650.53	656.57	646.58	595.43	565.75	537.72	509.06
γ 11.0	483.43	501.80	525.73	555.34	586.03	604.93	611.08	601.50	549.32	520.42	493.16	465.51
γ 12.0	441.08	458.06	480.59	508.91	539.31	557.27	563.33	554.52	503.04	475.73	450.10	423.52
γ 13.0	400.21	415.97	437.09	463.93	493.14	509.39	515.39	507.41	458.10	432.84	408.81	383.82
γ 14.0	361.13	375.64	395.60	420.91	448.44	462.64	468.61	461.41	415.22	391.93	369.59	346.28
γ 15.0	323.70	337.18	356.15	380.20	405.59	418.15	423.71	417.42	374.56	353.13	332.05	310.23
γ 16.0	287.55	300.66	319.04	342.26	364.78	376.67	381.34	376.50	336.24	316.27	296.03	275.62
γ 17.0	252.62	266.26	284.29	306.86	326.53	338.04	341.89	338.22	300.10	281.13	261.77	242.41
γ 18.0	219.52	233.39	251.14	272.76	290.71	301.53	305.23	302.03	265.65	247.68	228.95	210.23
γ 19.0	187.35	201.56	218.99	239.92	256.69	266.95	270.34	267.58	232.85	215.53	197.25	179.20
γ 20.0	156.44	170.77	187.74	207.71	223.89	233.81	236.99	234.56	201.13	184.68	167.00	149.14
γ 21.0	127.58	141.36	157.61	176.49	192.08	201.64	204.94	202.68	171.01	155.24	138.32	121.65
γ 22.0	101.86	114.35	129.43	146.68	161.58	170.60	173.90	172.00	142.14	127.47	112.14	97.26
γ 23.0	80.75	91.05	104.36	119.41	133.04	141.31	144.45	142.93	115.52	102.71	89.60	77.14
γ 24.0	64.36	72.20	83.04	95.54	107.38	114.56	117.52	116.38	92.38	81.85	71.36	61.76
γ 25.0	52.20	57.77	65.98	75.75	85.54	91.25	93.74	93.39	73.42	65.32	57.48	50.32
γ 26.0	43.39	47.13	53.07	60.31	68.03	72.38	74.43	74.73	58.80	52.90	47.17	41.88
γ 27.0	36.89	39.41	43.60	48.97	54.86	58.06	59.83	60.61	48.06	43.67	39.42	35.47
γ 28.0	31.95	33.67	36.77	40.75	45.24	47.66	49.12	50.20	40.09	36.69	33.46	30.40
γ 29.0	27.95	29.17	31.64	34.75	38.14	40.08	41.31	42.42	33.99	31.27	28.66	26.19
γ 30.0	24.64	25.52	27.59	30.15	32.76	34.33	35.42	36.45	29.15	26.87	24.69	22.68
γ 31.0	21.84	22.48	24.23	26.41	28.50	29.84	30.79	31.68	25.12	23.18	21.37	19.67
γ 32.0	19.44	19.89	21.36	23.28	24.96	26.13	27.02	27.72	21.77	20.04	18.49	17.06
γ 33.0	17.36	17.62	18.89	20.60	21.98	23.00	23.80	24.41	18.89	17.33	16.02	14.82
γ 34.0	15.51	15.62	16.72	18.22	19.46	20.36	21.04	21.54	16.42	15.01	13.82	12.82
γ 35.0	13.82	13.84	14.80	16.21	17.31	18.09	18.70	19.12	14.28	12.99	11.88	11.01
γ 36.0	12.23	12.18	13.08	14.45	15.42	16.13	16.62	17.00	12.45	11.18	10.14	9.33
γ 37.0	10.80	10.64	11.47	12.80	13.76	14.42	14.86	15.16	10.78	9.50	8.54	7.74
γ 38.0	9.53	9.27	10.01	11.28	12.26	12.91	13.21	13.47	9.21	7.95	7.07	6.27
γ 39.0	8.42	8.10	8.72	9.90	10.85	11.48	11.77	11.90	7.74	6.54	5.68	5.03
γ 40.0	7.43	7.13	7.61	8.66	9.53	10.15	10.43	10.49	6.45	5.23	4.45	3.99
γ 41.0	6.48	6.31	6.73	7.56	8.33	8.93	9.14	9.17	5.26	4.11	3.44	3.13
γ 42.0	5.81	5.61	6.00	6.63	7.29	7.84	8.02	8.00	4.20	3.19	2.69	2.38
γ 43.0	5.43	5.14	5.38	5.81	6.35	6.79	6.98	6.99	3.33	2.50	2.16	1.90
γ 44.0	5.17	4.82	4.98	5.22	5.59	5.89	6.07	6.08	2.51	2.04	1.80	1.65
γ 45.0	4.91	4.58	4.69	4.89	5.11	5.26	5.36	5.35	1.99	1.71	1.58	1.43
γ 46.0	4.68	4.38	4.46	4.64	4.79	4.89	4.93	4.91	1.70	1.47	1.35	1.22

-
-
-

IES Indoor Report

Photometric Filename:AG20566-5W-3535-3590-24D-AIDIming-350.IES

Candela Tabulation - (Cont.)

V/H	C0.0	C22.5	C45.0	C67.5	C90.0	C112.5	C135.0	C157.5	C180.0	C202.5	C225.0	C247.5
γ 47.0	4.46	4.17	4.24	4.39	4.54	4.63	4.68	4.64	1.47	1.25	1.14	0.98
γ 48.0	4.29	3.98	4.05	4.21	4.33	4.38	4.47	4.42	1.27	1.05	0.94	0.78
γ 49.0	4.09	3.80	3.87	4.00	4.14	4.20	4.25	4.22	1.06	0.85	0.74	0.61
γ 50.0	3.89	3.62	3.67	3.79	3.95	4.01	4.05	4.00	0.87	0.66	0.54	0.42
γ 51.0	3.72	3.43	3.48	3.61	3.77	3.82	3.83	3.81	0.68	0.49	0.36	0.29
γ 52.0	3.54	3.24	3.29	3.44	3.58	3.63	3.64	3.61	0.48	0.30	0.21	0.12
γ 53.0	3.35	3.09	3.13	3.26	3.38	3.45	3.47	3.45	0.32	0.14	0.05	0.00
γ 54.0	3.16	2.91	2.95	3.09	3.19	3.27	3.31	3.28	0.15	0.00	0.00	0.00
γ 55.0	3.01	2.73	2.78	2.90	3.01	3.06	3.10	3.08	0.00	0.00	0.00	0.00
γ 56.0	2.84	2.56	2.63	2.74	2.82	2.88	2.93	2.88	0.00	0.00	0.00	0.00
γ 57.0	2.70	2.41	2.45	2.59	2.66	2.71	2.75	2.72	0.00	0.00	0.00	0.00
γ 58.0	2.57	2.28	2.33	2.39	2.51	2.55	2.59	2.57	0.00	0.00	0.00	0.00
γ 59.0	2.41	2.16	2.20	2.29	2.37	2.41	2.44	2.41	0.00	0.00	0.00	0.00
γ 60.0	2.28	2.03	2.07	2.14	2.23	2.27	2.27	2.28	0.00	0.00	0.00	0.00
γ 61.0	2.17	1.91	1.94	2.02	2.10	2.14	2.14	2.15	0.00	0.00	0.00	0.00
γ 62.0	2.05	1.80	1.82	1.90	1.97	2.02	2.04	2.04	0.00	0.00	0.00	0.00
γ 63.0	1.98	1.69	1.72	1.80	1.86	1.91	1.93	1.92	0.00	0.00	0.00	0.00
γ 64.0	1.88	1.61	1.62	1.71	1.76	1.80	1.83	1.82	0.00	0.00	0.00	0.00
γ 65.0	1.80	1.52	1.55	1.63	1.66	1.71	1.71	1.72	0.00	0.00	0.00	0.00
γ 66.0	1.71	1.44	1.47	1.54	1.57	1.60	1.61	1.63	0.00	0.00	0.00	0.00
γ 67.0	1.64	1.35	1.39	1.44	1.47	1.53	1.51	1.55	0.00	0.00	0.00	0.00
γ 68.0	1.54	1.29	1.30	1.38	1.38	1.42	1.43	1.43	0.00	0.00	0.00	0.00
γ 69.0	1.47	1.23	1.22	1.28	1.30	1.33	1.36	1.32	0.00	0.00	0.00	0.00
γ 70.0	1.42	1.16	1.15	1.21	1.23	1.26	1.28	1.27	0.00	0.00	0.00	0.00
γ 71.0	1.36	1.10	1.09	1.13	1.17	1.19	1.22	1.20	0.00	0.00	0.00	0.00
γ 72.0	1.28	1.04	1.03	1.07	1.10	1.13	1.14	1.14	0.00	0.00	0.00	0.00
γ 73.0	1.22	0.98	0.97	1.00	1.06	1.07	1.09	1.09	0.00	0.00	0.00	0.00
γ 74.0	1.16	0.92	0.92	0.94	1.00	1.02	1.00	1.02	0.00	0.00	0.00	0.00
γ 75.0	1.12	0.88	0.87	0.89	0.92	0.96	0.97	0.95	0.00	0.00	0.00	0.00
γ 76.0	1.04	0.83	0.83	0.86	0.86	0.89	0.90	0.88	0.00	0.00	0.00	0.00
γ 77.0	1.00	0.78	0.80	0.81	0.80	0.83	0.87	0.82	0.00	0.00	0.00	0.00
γ 78.0	0.96	0.73	0.74	0.73	0.73	0.78	0.83	0.79	0.00	0.00	0.00	0.00
γ 79.0	0.92	0.69	0.70	0.66	0.68	0.71	0.78	0.75	0.00	0.00	0.00	0.00
γ 80.0	0.87	0.64	0.64	0.61	0.64	0.67	0.70	0.69	0.00	0.00	0.00	0.00
γ 81.0	0.82	0.60	0.59	0.59	0.60	0.64	0.64	0.67	0.00	0.00	0.00	0.00
γ 82.0	0.78	0.55	0.54	0.54	0.57	0.56	0.60	0.63	0.00	0.00	0.00	0.00
γ 83.0	0.74	0.50	0.50	0.53	0.51	0.53	0.60	0.57	0.00	0.00	0.00	0.00
γ 84.0	0.71	0.45	0.48	0.46	0.47	0.51	0.56	0.50	0.00	0.00	0.00	0.00
γ 85.0	0.65	0.41	0.44	0.44	0.45	0.50	0.51	0.48	0.00	0.00	0.00	0.00
γ 86.0	0.61	0.40	0.41	0.41	0.41	0.46	0.47	0.45	0.00	0.00	0.00	0.00
γ 87.0	0.59	0.36	0.38	0.37	0.38	0.40	0.44	0.42	0.00	0.00	0.00	0.00
γ 88.0	0.55	0.32	0.33	0.34	0.35	0.35	0.42	0.38	0.00	0.00	0.00	0.00
γ 89.0	0.50	0.31	0.28	0.29	0.32	0.32	0.35	0.33	0.00	0.00	0.00	0.00
γ 90.0	0.50	0.28	0.26	0.27	0.28	0.28	0.34	0.28	0.00	0.00	0.00	0.00
γ 91.0	0.49	0.26	0.24	0.26	0.26	0.27	0.30	0.25	0.00	0.00	0.00	0.00
γ 92.0	0.41	0.22	0.19	0.23	0.22	0.22	0.26	0.24	0.00	0.00	0.00	0.00
γ 93.0	0.40	0.17	0.16	0.17	0.19	0.20	0.23	0.20	0.00	0.00	0.00	0.00

-
-
-

IES Indoor Report

Photometric Filename:AG20566-5W-3535-3590-24D-AIDIming-350.IES

Candela Tabulation - (Cont.)

V/H	C0.0	C22.5	C45.0	C67.5	C90.0	C112.5	C135.0	C157.5	C180.0	C202.5	C225.0	C247.5
γ 94.0	0.38	0.16	0.16	0.17	0.17	0.16	0.19	0.16	0.00	0.00	0.00	0.00
γ 95.0	0.34	0.15	0.11	0.17	0.15	0.15	0.19	0.14	0.00	0.00	0.00	0.00
γ 96.0	0.31	0.10	0.08	0.11	0.12	0.11	0.17	0.12	0.00	0.00	0.00	0.00
γ 97.0	0.28	0.09	0.06	0.09	0.08	0.08	0.11	0.09	0.00	0.00	0.00	0.00
γ 98.0	0.29	0.07	0.05	0.08	0.06	0.08	0.11	0.08	0.00	0.00	0.00	0.00
γ 99.0	0.25	0.04	0.04	0.03	0.03	0.05	0.09	0.06	0.00	0.00	0.00	0.00
γ 100.0	0.23	0.03	0.02	0.02	0.02	0.02	0.05	0.03	0.00	0.00	0.00	0.00
γ 101.0	0.20	0.00	0.01	0.00	0.00	0.00	0.02	0.00	0.00	0.00	0.00	0.00
γ 102.0	0.19	0.00	0.00	0.00	0.00	0.00	0.03	0.00	0.00	0.00	0.00	0.00
γ 103.0	0.19	0.00	0.00	0.00	0.00	0.00	0.01	0.00	0.00	0.00	0.00	0.00
γ 104.0	0.16	0.00	0.00	0.00	0.00	0.00	0.00	0.00	0.00	0.00	0.00	0.00
γ 105.0	0.11	0.00	0.00	0.00	0.00	0.00	0.00	0.00	0.00	0.00	0.00	0.00
γ 106.0	0.07	0.00	0.00	0.00	0.00	0.00	0.00	0.00	0.00	0.00	0.00	0.00
γ 107.0	0.09	0.00	0.00	0.00	0.00	0.00	0.00	0.00	0.00	0.00	0.00	0.00
γ 108.0	0.08	0.00	0.00	0.00	0.00	0.00	0.00	0.00	0.00	0.00	0.00	0.00
γ 109.0	0.06	0.00	0.00	0.00	0.00	0.00	0.00	0.00	0.00	0.00	0.00	0.00
γ 110.0	0.03	0.00	0.00	0.00	0.00	0.00	0.00	0.00	0.00	0.00	0.00	0.00
γ 111.0	0.03	0.00	0.00	0.00	0.00	0.00	0.00	0.00	0.00	0.00	0.00	0.00
γ 112.0	0.00	0.00	0.00	0.00	0.00	0.00	0.00	0.00	0.00	0.00	0.00	0.00
γ 113.0	0.00	0.00	0.00	0.00	0.00	0.00	0.00	0.00	0.00	0.00	0.00	0.00
γ 114.0	0.00	0.00	0.00	0.00	0.00	0.00	0.00	0.00	0.00	0.00	0.00	0.00
γ 115.0	0.00	0.00	0.00	0.00	0.00	0.00	0.00	0.00	0.00	0.00	0.00	0.00
γ 116.0	0.00	0.00	0.00	0.00	0.00	0.00	0.00	0.00	0.00	0.00	0.00	0.00
γ 117.0	0.00	0.00	0.00	0.00	0.00	0.00	0.00	0.00	0.00	0.00	0.00	0.00
γ 118.0	0.00	0.00	0.00	0.00	0.00	0.00	0.00	0.00	0.00	0.00	0.00	0.00
γ 119.0	0.00	0.00	0.00	0.00	0.00	0.00	0.00	0.00	0.00	0.00	0.00	0.00
γ 120.0	0.00	0.00	0.00	0.00	0.00	0.00	0.00	0.00	0.00	0.00	0.00	0.00
γ 121.0	0.00	0.00	0.00	0.00	0.00	0.00	0.00	0.00	0.00	0.00	0.00	0.00
γ 122.0	0.00	0.00	0.00	0.00	0.00	0.00	0.00	0.00	0.00	0.00	0.00	0.00
γ 123.0	0.00	0.00	0.00	0.00	0.00	0.00	0.00	0.00	0.00	0.00	0.00	0.00
γ 124.0	0.00	0.00	0.00	0.00	0.00	0.00	0.00	0.00	0.00	0.00	0.00	0.00
γ 125.0	0.00	0.00	0.00	0.00	0.00	0.00	0.00	0.00	0.00	0.00	0.00	0.00
γ 126.0	0.00	0.00	0.00	0.00	0.00	0.00	0.00	0.00	0.00	0.00	0.00	0.00
γ 127.0	0.00	0.00	0.00	0.00	0.00	0.00	0.00	0.00	0.00	0.00	0.00	0.00
γ 128.0	0.00	0.00	0.00	0.00	0.00	0.00	0.00	0.00	0.00	0.00	0.00	0.00
γ 129.0	0.00	0.00	0.00	0.00	0.00	0.00	0.00	0.00	0.00	0.00	0.00	0.00
γ 130.0	0.00	0.00	0.00	0.00	0.00	0.00	0.00	0.00	0.00	0.00	0.00	0.00
γ 131.0	0.00	0.00	0.00	0.00	0.00	0.00	0.00	0.00	0.00	0.00	0.00	0.00
γ 132.0	0.00	0.00	0.00	0.00	0.00	0.00	0.00	0.00	0.00	0.00	0.00	0.00
γ 133.0	0.00	0.00	0.00	0.00	0.00	0.00	0.00	0.00	0.00	0.00	0.00	0.00
γ 134.0	0.00	0.00	0.00	0.00	0.00	0.00	0.00	0.00	0.00	0.00	0.00	0.00
γ 135.0	0.00	0.00	0.00	0.00	0.00	0.00	0.00	0.00	0.00	0.00	0.00	0.00
γ 136.0	0.00	0.00	0.00	0.00	0.00	0.00	0.00	0.00	0.00	0.00	0.00	0.00
γ 137.0	0.00	0.00	0.00	0.00	0.00	0.00	0.00	0.00	0.00	0.00	0.00	0.00
γ 138.0	0.00	0.00	0.00	0.00	0.00	0.00	0.00	0.00	0.00	0.00	0.00	0.00
γ 139.0	0.00	0.00	0.00	0.00	0.00	0.00	0.00	0.00	0.00	0.00	0.00	0.00
γ 140.0	0.00	0.00	0.00	0.00	0.00	0.00	0.00	0.00	0.00	0.00	0.00	0.00

-
-
-

IES Indoor Report

Photometric Filename:AG20566-5W-3535-3590-24D-AIDIming-350.IES

Candela Tabulation - (Cont.)

V/H	C0.0	C22.5	C45.0	C67.5	C90.0	C112.5	C135.0	C157.5	C180.0	C202.5	C225.0	C247.5
γ 141.0	0.00	0.00	0.00	0.00	0.00	0.00	0.00	0.00	0.00	0.00	0.00	0.00
γ 142.0	0.00	0.00	0.00	0.00	0.00	0.00	0.00	0.00	0.00	0.00	0.00	0.00
γ 143.0	0.00	0.00	0.00	0.00	0.00	0.00	0.00	0.00	0.00	0.00	0.00	0.00
γ 144.0	0.00	0.00	0.00	0.00	0.00	0.00	0.00	0.00	0.00	0.00	0.00	0.00
γ 145.0	0.00	0.00	0.00	0.00	0.00	0.00	0.00	0.00	0.00	0.00	0.00	0.00
γ 146.0	0.00	0.00	0.00	0.00	0.00	0.00	0.00	0.00	0.00	0.00	0.00	0.00
γ 147.0	0.00	0.00	0.00	0.00	0.00	0.00	0.00	0.00	0.00	0.00	0.00	0.00
γ 148.0	0.00	0.00	0.00	0.00	0.00	0.00	0.00	0.00	0.00	0.00	0.00	0.00
γ 149.0	0.00	0.00	0.00	0.00	0.00	0.00	0.00	0.00	0.00	0.00	0.00	0.00
γ 150.0	0.00	0.00	0.00	0.00	0.00	0.00	0.00	0.00	0.00	0.00	0.00	0.00
γ 151.0	0.00	0.00	0.00	0.00	0.00	0.00	0.00	0.00	0.00	0.00	0.00	0.00
γ 152.0	0.04	0.00	0.00	0.00	0.00	0.00	0.00	0.00	0.00	0.00	0.00	0.00
γ 153.0	0.07	0.00	0.00	0.00	0.00	0.00	0.00	0.00	0.00	0.00	0.00	0.00
γ 154.0	0.06	0.00	0.00	0.00	0.00	0.00	0.00	0.00	0.00	0.00	0.00	0.00
γ 155.0	0.14	0.00	0.00	0.00	0.00	0.00	0.00	0.00	0.00	0.00	0.00	0.00
γ 156.0	0.17	0.00	0.00	0.00	0.00	0.00	0.00	0.00	0.00	0.00	0.00	0.00
γ 157.0	0.18	0.00	0.00	0.00	0.00	0.00	0.00	0.00	0.00	0.00	0.00	0.00
γ 158.0	0.15	0.02	0.00	0.00	0.00	0.00	0.00	0.00	0.00	0.00	0.00	0.00
γ 159.0	0.19	0.04	0.00	0.00	0.00	0.00	0.00	0.00	0.00	0.00	0.00	0.00
γ 160.0	0.22	0.06	0.02	0.01	0.00	0.00	0.00	0.00	0.00	0.00	0.00	0.00
γ 161.0	0.25	0.09	0.03	0.01	0.00	0.00	0.03	0.00	0.04	0.00	0.00	0.00
γ 162.0	0.25	0.09	0.05	0.04	0.02	0.00	0.02	0.02	0.07	0.00	0.00	0.00
γ 163.0	0.26	0.09	0.07	0.08	0.06	0.01	0.06	0.04	0.07	0.00	0.00	0.00
γ 164.0	0.27	0.10	0.08	0.09	0.08	0.02	0.05	0.05	0.09	0.00	0.00	0.00
γ 165.0	0.28	0.12	0.10	0.08	0.08	0.04	0.08	0.08	0.10	0.00	0.00	0.01
γ 166.0	0.27	0.12	0.12	0.11	0.10	0.06	0.11	0.09	0.10	0.02	0.00	0.00
γ 167.0	0.29	0.13	0.12	0.13	0.09	0.07	0.09	0.10	0.12	0.05	0.00	0.06
γ 168.0	0.28	0.14	0.14	0.09	0.10	0.08	0.10	0.09	0.13	0.05	0.00	0.02
γ 169.0	0.30	0.14	0.14	0.10	0.12	0.09	0.12	0.11	0.16	0.06	0.02	0.02
γ 170.0	0.29	0.14	0.13	0.13	0.12	0.08	0.14	0.10	0.17	0.06	0.04	0.04
γ 171.0	0.31	0.14	0.12	0.12	0.14	0.09	0.14	0.11	0.17	0.08	0.05	0.03
γ 172.0	0.31	0.16	0.14	0.13	0.12	0.10	0.13	0.12	0.18	0.06	0.04	0.02
γ 173.0	0.29	0.14	0.14	0.11	0.12	0.10	0.14	0.11	0.22	0.07	0.03	0.05
γ 174.0	0.31	0.13	0.13	0.11	0.13	0.10	0.13	0.12	0.24	0.09	0.04	0.06
γ 175.0	0.30	0.13	0.13	0.13	0.13	0.10	0.15	0.13	0.22	0.11	0.04	0.08
γ 176.0	0.30	0.12	0.16	0.13	0.12	0.09	0.14	0.13	0.24	0.11	0.06	0.08
γ 177.0	0.30	0.13	0.13	0.12	0.10	0.11	0.13	0.12	0.24	0.11	0.07	0.06
γ 178.0	0.27	0.11	0.11	0.10	0.11	0.10	0.13	0.13	0.25	0.10	0.08	0.09
γ 179.0	0.25	0.11	0.10	0.13	0.12	0.09	0.15	0.11	0.26	0.12	0.08	0.10
γ 180.0	0.13	0.13	0.13	0.13	0.13	0.13	0.13	0.13	0.13	0.13	0.13	0.13
V/H	C270.0	C292.5	C315.0	C337.5								
γ 0.0	794.98	794.98	794.98	794.98								
γ 1.0	782.95	778.44	775.72	774.41								
γ 2.0	767.61	761.25	757.72	757.08								
γ 3.0	747.73	739.78	735.69	735.62								
γ 4.0	723.46	714.18	709.47	709.80								
γ 5.0	694.11	683.06	678.02	678.86								

-
-
-

IES Indoor Report

Photometric Filename:AG20566-5W-3535-3590-24D-AIDIming-350.IES

Candela Tabulation - (Cont.)

V/H	C270. 0	C292. 5	C315. 0	C337. 5
γ 6. 0	658. 41	645. 60	639. 62	641. 42
γ 7. 0	617. 43	603. 14	596. 10	598. 78
γ 8. 0	573. 89	558. 62	551. 42	554. 43
γ 9. 0	529. 33	513. 93	506. 92	510. 05
γ 10. 0	485. 02	470. 00	463. 11	466. 60
γ 11. 0	442. 20	427. 75	421. 29	424. 85
γ 12. 0	401. 46	387. 86	381. 48	384. 99
γ 13. 0	363. 04	349. 96	343. 83	347. 30
γ 14. 0	326. 38	313. 77	308. 06	311. 26
γ 15. 0	291. 29	279. 13	273. 61	276. 68
γ 16. 0	257. 51	245. 69	240. 27	243. 29
γ 17. 0	224. 87	213. 53	207. 92	210. 64
γ 18. 0	193. 29	182. 12	176. 11	178. 86
γ 19. 0	162. 64	151. 76	146. 00	148. 36
γ 20. 0	133. 89	123. 77	117. 97	120. 15
γ 21. 0	108. 21	99. 02	93. 69	95. 50
γ 22. 0	86. 16	78. 34	73. 60	74. 85
γ 23. 0	68. 53	62. 21	58. 11	58. 79
γ 24. 0	55. 20	50. 20	46. 80	47. 03
γ 25. 0	45. 32	41. 43	38. 66	38. 51
γ 26. 0	37. 99	34. 88	32. 69	32. 31
γ 27. 0	32. 35	29. 81	28. 00	27. 59
γ 28. 0	27. 78	25. 67	24. 13	23. 80
γ 29. 0	23. 99	22. 21	20. 92	20. 62
γ 30. 0	20. 79	19. 26	18. 18	17. 87
γ 31. 0	18. 03	16. 70	15. 77	15. 51
γ 32. 0	15. 64	14. 44	13. 62	13. 43
γ 33. 0	13. 58	12. 46	11. 67	11. 64
γ 34. 0	11. 72	10. 64	9. 90	10. 00
γ 35. 0	9. 99	8. 92	8. 27	8. 49
γ 36. 0	8. 40	7. 35	6. 75	7. 06
γ 37. 0	6. 95	5. 98	5. 42	5. 79
γ 38. 0	5. 68	4. 82	4. 29	4. 70
γ 39. 0	4. 59	3. 87	3. 47	3. 79
γ 40. 0	3. 62	3. 06	2. 77	2. 96
γ 41. 0	2. 74	2. 38	2. 22	2. 27
γ 42. 0	2. 09	1. 93	1. 89	1. 89
γ 43. 0	1. 77	1. 67	1. 64	1. 63
γ 44. 0	1. 53	1. 44	1. 41	1. 40
γ 45. 0	1. 32	1. 23	1. 23	1. 21
γ 46. 0	1. 13	1. 04	0. 99	0. 98
γ 47. 0	0. 94	0. 83	0. 79	0. 80
γ 48. 0	0. 74	0. 63	0. 61	0. 61
γ 49. 0	0. 54	0. 46	0. 44	0. 42
γ 50. 0	0. 37	0. 27	0. 27	0. 28
γ 51. 0	0. 20	0. 10	0. 12	0. 11
γ 52. 0	0. 04	0. 00	0. 00	0. 00

IES Indoor Report

Photometric Filename:AG20566-5W-3535-3590-24D-AIDIming-350.IES

Candela Tabulation - (Cont.)

V/H	C270. 0	C292. 5	C315. 0	C337. 5
γ 53. 0	0. 00	0. 00	0. 00	0. 00
γ 54. 0	0. 00	0. 00	0. 00	0. 00
γ 55. 0	0. 00	0. 00	0. 00	0. 00
γ 56. 0	0. 00	0. 00	0. 00	0. 00
γ 57. 0	0. 00	0. 00	0. 00	0. 00
γ 58. 0	0. 00	0. 00	0. 00	0. 00
γ 59. 0	0. 00	0. 00	0. 00	0. 00
γ 60. 0	0. 00	0. 00	0. 00	0. 00
γ 61. 0	0. 00	0. 00	0. 00	0. 00
γ 62. 0	0. 00	0. 00	0. 00	0. 00
γ 63. 0	0. 00	0. 00	0. 00	0. 00
γ 64. 0	0. 00	0. 00	0. 00	0. 00
γ 65. 0	0. 00	0. 00	0. 00	0. 00
γ 66. 0	0. 00	0. 00	0. 00	0. 00
γ 67. 0	0. 00	0. 00	0. 00	0. 00
γ 68. 0	0. 00	0. 00	0. 00	0. 00
γ 69. 0	0. 00	0. 00	0. 00	0. 00
γ 70. 0	0. 00	0. 00	0. 00	0. 00
γ 71. 0	0. 00	0. 00	0. 00	0. 00
γ 72. 0	0. 00	0. 00	0. 00	0. 00
γ 73. 0	0. 00	0. 00	0. 00	0. 00
γ 74. 0	0. 00	0. 00	0. 00	0. 00
γ 75. 0	0. 00	0. 00	0. 00	0. 00
γ 76. 0	0. 00	0. 00	0. 00	0. 00
γ 77. 0	0. 00	0. 00	0. 00	0. 00
γ 78. 0	0. 00	0. 00	0. 00	0. 00
γ 79. 0	0. 00	0. 00	0. 00	0. 00
γ 80. 0	0. 00	0. 00	0. 00	0. 00
γ 81. 0	0. 00	0. 00	0. 00	0. 00
γ 82. 0	0. 00	0. 00	0. 00	0. 00
γ 83. 0	0. 00	0. 00	0. 00	0. 00
γ 84. 0	0. 00	0. 00	0. 00	0. 00
γ 85. 0	0. 00	0. 00	0. 00	0. 00
γ 86. 0	0. 00	0. 00	0. 00	0. 00
γ 87. 0	0. 00	0. 00	0. 00	0. 00
γ 88. 0	0. 00	0. 00	0. 00	0. 00
γ 89. 0	0. 00	0. 00	0. 00	0. 00
γ 90. 0	0. 00	0. 00	0. 00	0. 00
γ 91. 0	0. 00	0. 00	0. 00	0. 00
γ 92. 0	0. 00	0. 00	0. 00	0. 00
γ 93. 0	0. 00	0. 00	0. 00	0. 00
γ 94. 0	0. 00	0. 00	0. 00	0. 00
γ 95. 0	0. 00	0. 00	0. 00	0. 00
γ 96. 0	0. 00	0. 00	0. 00	0. 00
γ 97. 0	0. 00	0. 00	0. 00	0. 00
γ 98. 0	0. 00	0. 00	0. 00	0. 00
γ 99. 0	0. 00	0. 00	0. 00	0. 00

IES Indoor Report

Photometric Filename:AG20566-5W-3535-3590-24D-AIDIming-350.IES

Candela Tabulation - (Cont.)

V/H	C270. 0	C292. 5	C315. 0	C337. 5
γ 100. 0	0. 00	0. 00	0. 00	0. 00
γ 101. 0	0. 00	0. 00	0. 00	0. 00
γ 102. 0	0. 00	0. 00	0. 00	0. 00
γ 103. 0	0. 00	0. 00	0. 00	0. 00
γ 104. 0	0. 00	0. 00	0. 00	0. 00
γ 105. 0	0. 00	0. 00	0. 00	0. 00
γ 106. 0	0. 00	0. 00	0. 00	0. 00
γ 107. 0	0. 00	0. 00	0. 00	0. 00
γ 108. 0	0. 00	0. 00	0. 00	0. 00
γ 109. 0	0. 00	0. 00	0. 00	0. 00
γ 110. 0	0. 00	0. 00	0. 00	0. 00
γ 111. 0	0. 00	0. 00	0. 00	0. 00
γ 112. 0	0. 00	0. 00	0. 00	0. 00
γ 113. 0	0. 00	0. 00	0. 00	0. 00
γ 114. 0	0. 00	0. 00	0. 00	0. 00
γ 115. 0	0. 00	0. 00	0. 00	0. 00
γ 116. 0	0. 00	0. 00	0. 00	0. 00
γ 117. 0	0. 00	0. 00	0. 00	0. 00
γ 118. 0	0. 00	0. 00	0. 00	0. 00
γ 119. 0	0. 00	0. 00	0. 00	0. 00
γ 120. 0	0. 00	0. 00	0. 00	0. 00
γ 121. 0	0. 00	0. 00	0. 00	0. 00
γ 122. 0	0. 00	0. 00	0. 00	0. 00
γ 123. 0	0. 00	0. 00	0. 00	0. 00
γ 124. 0	0. 00	0. 00	0. 00	0. 00
γ 125. 0	0. 00	0. 00	0. 00	0. 00
γ 126. 0	0. 00	0. 00	0. 00	0. 00
γ 127. 0	0. 00	0. 00	0. 00	0. 00
γ 128. 0	0. 00	0. 00	0. 00	0. 00
γ 129. 0	0. 00	0. 00	0. 00	0. 00
γ 130. 0	0. 00	0. 00	0. 00	0. 00
γ 131. 0	0. 00	0. 00	0. 00	0. 00
γ 132. 0	0. 00	0. 00	0. 00	0. 00
γ 133. 0	0. 00	0. 00	0. 00	0. 00
γ 134. 0	0. 00	0. 00	0. 00	0. 00
γ 135. 0	0. 00	0. 00	0. 00	0. 00
γ 136. 0	0. 00	0. 00	0. 00	0. 00
γ 137. 0	0. 00	0. 00	0. 00	0. 00
γ 138. 0	0. 00	0. 00	0. 00	0. 00
γ 139. 0	0. 00	0. 00	0. 00	0. 00
γ 140. 0	0. 00	0. 00	0. 00	0. 00
γ 141. 0	0. 00	0. 00	0. 00	0. 00
γ 142. 0	0. 00	0. 00	0. 00	0. 00
γ 143. 0	0. 00	0. 00	0. 00	0. 00
γ 144. 0	0. 00	0. 00	0. 00	0. 00
γ 145. 0	0. 00	0. 00	0. 00	0. 00
γ 146. 0	0. 00	0. 00	0. 00	0. 00

IES Indoor Report

Photometric Filename:AG20566-5W-3535-3590-24D-AIDIming-350.IES

Candela Tabulation - (Cont.)

V/H	C270. 0	C292. 5	C315. 0	C337. 5
γ 147. 0	0. 00	0. 00	0. 00	0. 00
γ 148. 0	0. 00	0. 00	0. 00	0. 00
γ 149. 0	0. 00	0. 00	0. 00	0. 00
γ 150. 0	0. 00	0. 00	0. 00	0. 00
γ 151. 0	0. 00	0. 00	0. 00	0. 00
γ 152. 0	0. 00	0. 00	0. 00	0. 00
γ 153. 0	0. 00	0. 00	0. 00	0. 00
γ 154. 0	0. 00	0. 00	0. 00	0. 00
γ 155. 0	0. 00	0. 00	0. 00	0. 00
γ 156. 0	0. 00	0. 00	0. 00	0. 00
γ 157. 0	0. 00	0. 00	0. 00	0. 00
γ 158. 0	0. 00	0. 00	0. 00	0. 00
γ 159. 0	0. 00	0. 00	0. 00	0. 00
γ 160. 0	0. 00	0. 00	0. 00	0. 00
γ 161. 0	0. 00	0. 00	0. 00	0. 00
γ 162. 0	0. 00	0. 00	0. 00	0. 00
γ 163. 0	0. 00	0. 00	0. 00	0. 00
γ 164. 0	0. 00	0. 00	0. 01	0. 01
γ 165. 0	0. 00	0. 00	0. 04	0. 01
γ 166. 0	0. 01	0. 00	0. 02	0. 01
γ 167. 0	0. 03	0. 00	0. 03	0. 04
γ 168. 0	0. 03	0. 01	0. 04	0. 05
γ 169. 0	0. 04	0. 00	0. 03	0. 06
γ 170. 0	0. 03	0. 02	0. 05	0. 07
γ 171. 0	0. 04	0. 04	0. 04	0. 03
γ 172. 0	0. 06	0. 03	0. 06	0. 04
γ 173. 0	0. 07	0. 04	0. 05	0. 06
γ 174. 0	0. 05	0. 07	0. 07	0. 08
γ 175. 0	0. 06	0. 06	0. 09	0. 08
γ 176. 0	0. 08	0. 07	0. 11	0. 07
γ 177. 0	0. 09	0. 08	0. 07	0. 09
γ 178. 0	0. 10	0. 09	0. 09	0. 09
γ 179. 0	0. 09	0. 10	0. 11	0. 09
γ 180. 0	0. 13	0. 13	0. 13	0. 13